


KSB707/708

KSB707/708

Low Frequency Power Amplifier

- Low Speed Switching
- Industrial Use
- Complement to KSD568/569



TO-220

1.Base 2.Collector 3.Emitter

PNP Epitaxial Silicon Transistor

Absolute Maximum Ratings $T_C=25^\circ\text{C}$ unless otherwise noted

| Symbol | Parameter | Value | Units |
|-----------|--|------------------|------------------|
| V_{CBO} | Collector-Base Voltage | - 80 | V |
| V_{CEO} | Collector-Emitter Voltage | : B707 : B708 | V V |
| V_{EBO} | Emitter-Base Voltage | - 7.0 | V |
| I_C | Collector Current (DC) | - 7.0 | A |
| I_{CP} | *Collector Current (Pulse) | - 15 | A |
| I_B | Base Current (DC) | - 3.5 | A |
| P_C | Collector Dissipation ($T_C=25^\circ\text{C}$) | 40 | W |
| P_C | Collector Dissipation ($T_a=25^\circ\text{C}$) | 1.5 | W |
| T_J | Junction Temperature | 150 | $^\circ\text{C}$ |
| T_{STG} | Storage Temperature | - 55 ~ 150 | $^\circ\text{C}$ |

* $PW \leq 300\mu\text{s}$, Duty Cycles $\leq 10\%$

Electrical Characteristics $T_C=25^\circ\text{C}$ unless otherwise noted

| Symbol | Parameter | Test Condition | Typ. | Max. | Units |
|------------------------|--|--|----------|-------|---------------|
| I_{CBO} | Collector Cut-off Current | $V_{CB} = - 60\text{V}$, $I_E = 0$ | | - 10 | μA |
| I_{EBO} | Emitter Cut-off Current | $V_{EB} = - 5\text{V}$, $I_C = 0$ | | - 10 | μA |
| h_{FE1} h_{FE2} | * DC Current Gain | $V_{CE} = - 1\text{V}$, $I_C = - 3\text{A}$ $V_{CE} = - 1\text{V}$, $I_C = - 5\text{A}$ | 40 20 | 200 | |
| $V_{CE(sat)}$ | * Collector-Emitter Saturation Voltage | $I_C = - 5\text{A}$, $I_B = - 0.5\text{A}$ | | - 0.5 | V |
| $V_{BE(sat)}$ | * Base-Emitter Saturation Voltage | $I_C = - 5\text{A}$, $I_B = - 0.5\text{A}$ | | - 1.5 | V |


* Pulse Test: $PW \leq 350\mu\text{s}$, Duty Cycle $\leq 2\%$

h_{FE} Cassification

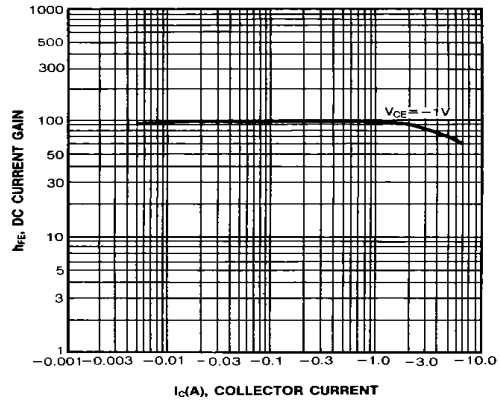
| Classification | R | O | Y |
|----------------|---------|----------|-----------|
| h_{FE1} | 40 ~ 80 | 60 ~ 120 | 100 ~ 200 |

Typical Characteristics

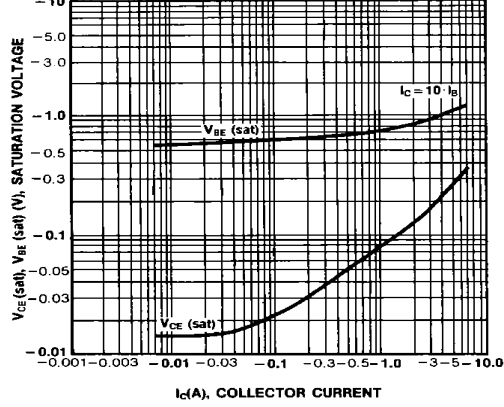
STATIC CHARACTERISTIC



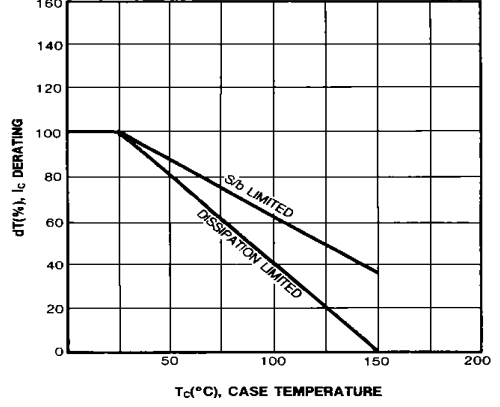
DC CURRENT GAIN



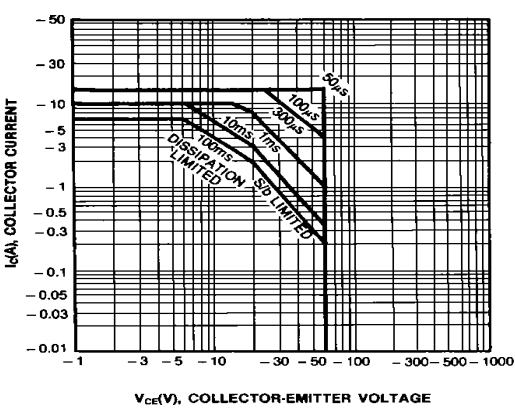
**BASE-EMITTER SATURATION VOLTAGE
COLLECTOR-EMITTER SATURATION VOLTAGE**



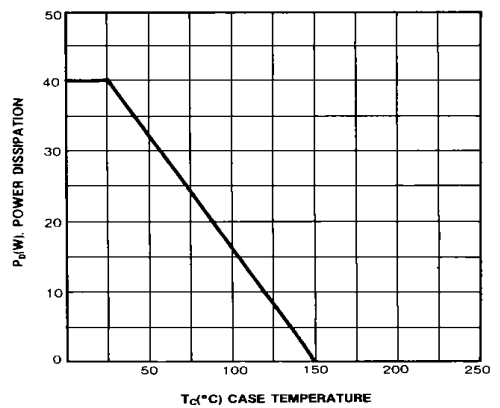
DERATING CURVE OF SAFE OPERATING AREAS



FORWARD BIAS SAFE OPERATING AREA



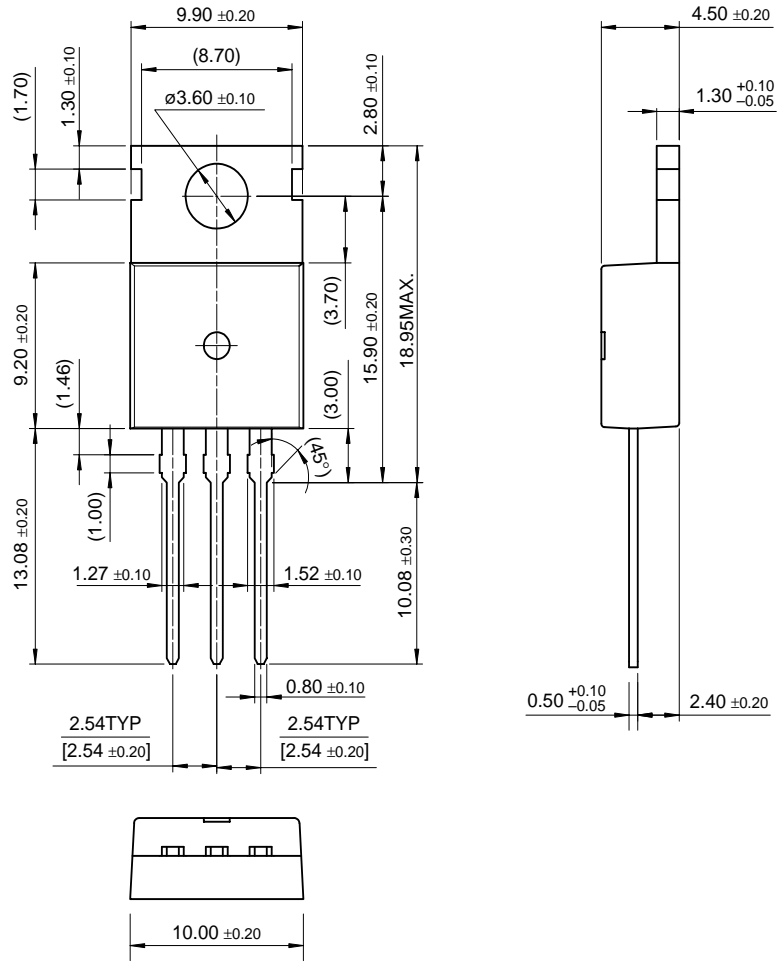
POWER DERATING



Package Dimensions

TO-220

KSB707/708



TRADEMARKS

The following are registered and unregistered trademarks Fairchild Semiconductor owns or is authorized to use and is not intended to be an exhaustive list of all such trademarks.

| | | |
|----------------------|---------------|------------|
| ACE ^x ™ | ISOPLANAR™ | SyncFET™ |
| CoolFET™ | MICROWIRE™ | TinyLogic™ |
| CROSSVOLT™ | POP™ | UHC™ |
| E ² CMOS™ | PowerTrench™ | VCX™ |
| FACT™ | QFET™ | |
| FACT Quiet Series™ | QS™ | |
| FAST® | Quiet Series™ | |
| FASTr™ | SuperSOT™-3 | |
| GTO™ | SuperSOT™-6 | |
| HiSeC™ | SuperSOT™-8 | |

DISCLAIMER

FAIRCHILD SEMICONDUCTOR RESERVES THE RIGHT TO MAKE CHANGES WITHOUT FURTHER NOTICE TO ANY PRODUCTS HEREIN TO IMPROVE RELIABILITY, FUNCTION OR DESIGN. FAIRCHILD DOES NOT ASSUME ANY LIABILITY ARISING OUT OF THE APPLICATION OR USE OF ANY PRODUCT OR CIRCUIT DESCRIBED HEREIN; NEITHER DOES IT CONVEY ANY LICENSE UNDER ITS PATENT RIGHTS, NOR THE RIGHTS OF OTHERS.

LIFE SUPPORT POLICY

FAIRCHILD'S PRODUCTS ARE NOT AUTHORIZED FOR USE AS CRITICAL COMPONENTS IN LIFE SUPPORT DEVICES OR SYSTEMS WITHOUT THE EXPRESS WRITTEN APPROVAL OF FAIRCHILD SEMICONDUCTOR INTERNATIONAL.

As used herein:

1. Life support devices or systems are devices or systems which, (a) are intended for surgical implant into the body, or (b) support or sustain life, or (c) whose failure to perform when properly used in accordance with instructions for use provided in the labeling, can be reasonably expected to result in significant injury to the user.
2. A critical component is any component of a life support device or system whose failure to perform can be reasonably expected to cause the failure of the life support device or system, or to affect its safety or effectiveness.

PRODUCT STATUS DEFINITIONS

Definition of Terms

| Datasheet Identification | Product Status | Definition |
|--------------------------|------------------------|---|
| Advance Information | Formative or In Design | This datasheet contains the design specifications for product development. Specifications may change in any manner without notice. |
| Preliminary | First Production | This datasheet contains preliminary data, and supplementary data will be published at a later date. Fairchild Semiconductor reserves the right to make changes at any time without notice in order to improve design. |
| No Identification Needed | Full Production | This datasheet contains final specifications. Fairchild Semiconductor reserves the right to make changes at any time without notice in order to improve design. |
| Obsolete | Not In Production | This datasheet contains specifications on a product that has been discontinued by Fairchild semiconductor. The datasheet is printed for reference information only. |