



Features

- Surface mount wirewound resistor
- High power
- Low temperature coefficient
- RoHS compliant*
- Non-inductive versions available

Applications

- Power supplies
- Motor drives
- Electricity metering

PWR1913/PWR2615/PWR4525/PWR6327 Surface Mount Wirewound Power Resistors

General Information

The PWR1913/PWR2615/PWR4525/ PWR6327 Series are surface mount wirewound resistors offering 0.5, 1, 2 and 3 W power ratings as well as a wide resistance and operating temperature range.

Electrical Characteristics

Parameter	PWR1913	PWR2615	PWR4525	PWR6327
Resistance Range	0.01 to 400 ohms	0.01 to 3K ohms	0.01 to 15K ohms	0.01 to 25K ohms
Power Rating @ 70 °C	0.5 W	1 W	2 W	3 W
Absolute Tolerance Values	1 % / 5 %			
Temperature Coefficient (TCR) R>10 ohms 1 ohm≤R≤10 ohms R<1 ohm	±20 PPM/°C ±50 PPM/°C ±150 PPM/°C			
Operating Temperature	-55 to +275 °C			
Insulation Resistance	>1000 megohms			
Dielectric Strength	1000 VAC			

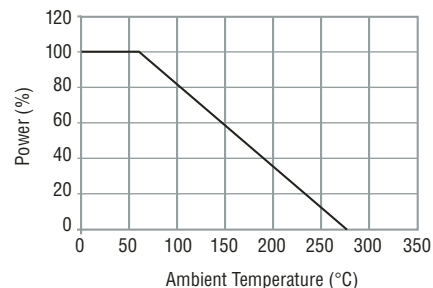
Environmental Characteristics

Tests per MIL-STD-202	ΔR Max.
Short Time Overload	0.5 % ±0.05 Ohm
Load Life	1.0 % ±0.05 Ohm
Moisture Resistance	1.0 % ±0.05 Ohm
Thermal Shock	0.5 % ±0.05 Ohm
Resistance to Solder Heat	0.25 % ±0.05 Ohm
Shock	0.5 % ±0.05 Ohm
Vibration	0.5 % ±0.05 Ohm

Physical Characteristics

Flammability.....Conforms to UL94V-0
Lead Frame Material.....Copper, tin-plated
Body Material.....Epoxy resin

Characteristic Curve



Reliable Electronic Solutions

Asia-Pacific:

Tel: +886-2 2562-4117 • Fax: +886-2 2562-4116

Europe:

Tel: +41-41 768 5555 • Fax: +41-41 768 5510

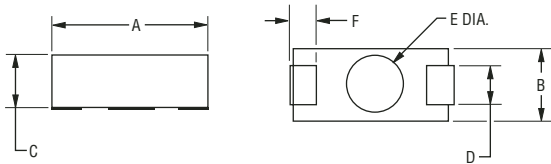
The Americas:

Tel: +1-951 781-5500 • Fax: +1-951 781-5700

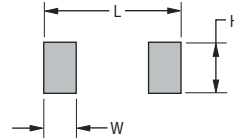
www.bourns.com

*RoHS Directive 2002/95/EC Jan 27 2003, including Annex
Specifications are subject to change without notice.
Customers should verify actual device performance in their specific applications.

Product Dimensions



Recommended Pad Layout



DIMENSIONS: $\frac{\text{MM}}{\text{(INCHES)}}$

Model	A ± 0.4 (± 0.015)	B ± 0.4 (± 0.015)	C ± 0.4 (± 0.015)	D ± 0.4 (± 0.015)	F ± 0.4 (± 0.015)	Lead Thickness ± 0.05 (± 0.002)	E ± 0.4 (± 0.015)	Height ± 0.13 (± 0.005)	W ± 0.4 (± 0.015)	H ± 0.4 (± 0.015)	L ± 0.4 (± 0.015)
PWR1913	$\frac{4.8}{(0.190)}$	$\frac{3.3}{(0.130)}$	$\frac{2.8}{(0.110)}$	$\frac{1.5}{(0.060)}$	$\frac{1.0}{(0.040)}$	$\frac{0.15}{(0.006)}$	$\frac{2.5}{(0.100)}$	$\frac{0.13}{(0.005)}$	$\frac{1.6}{(0.062)}$	$\frac{2.5}{(0.100)}$	$\frac{6.4}{(0.250)}$
PWR2615	$\frac{6.6}{(0.260)}$	$\frac{3.9}{(0.155)}$	$\frac{3.2}{(0.125)}$	$\frac{1.8}{(0.070)}$	$\frac{1.8}{(0.070)}$	$\frac{0.15}{(0.006)}$	$\frac{3.0}{(0.120)}$	$\frac{0.13}{(0.005)}$	$\frac{2.4}{(0.096)}$	$\frac{2.8}{(0.112)}$	$\frac{8.6}{(0.337)}$
PWR4525	$\frac{11.4}{(0.450)}$	$\frac{6.4}{(0.250)}$	$\frac{4.6}{(0.180)}$	$\frac{3.0}{(0.120)}$	$\frac{2.5}{(0.100)}$	$\frac{0.15}{(0.006)}$	$\frac{4.8}{(0.190)}$	$\frac{0.13}{(0.005)}$	$\frac{3.9}{(0.155)}$	$\frac{5.8}{(0.230)}$	$\frac{13.7}{(0.540)}$
PWR6327	$\frac{15.9}{(0.625)}$	$\frac{6.9}{(0.270)}$	$\frac{6.4}{(0.250)}$	$\frac{3.0}{(0.120)}$	$\frac{3.4}{(0.135)}$	$\frac{0.15}{(0.006)}$	$\frac{2.8}{(0.110)}$	$\frac{0.13}{(0.005)}$	$\frac{5.1}{(0.200)}$	$\frac{3.8}{(0.150)}$	$\frac{17.8}{(0.700)}$

How to Order

Model _____ **PWR4525 W 7R50 J E**

PWR1913
PWR2615
PWR4525
PWR6327

Type _____
W = Wirewound

Resistor Value _____
4 Digits

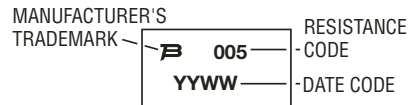
Absolute Tolerance _____
J = $\pm 5\%$
F = $\pm 1\%$

Packaging _____
E = Tape & Reel
___ = Bulk

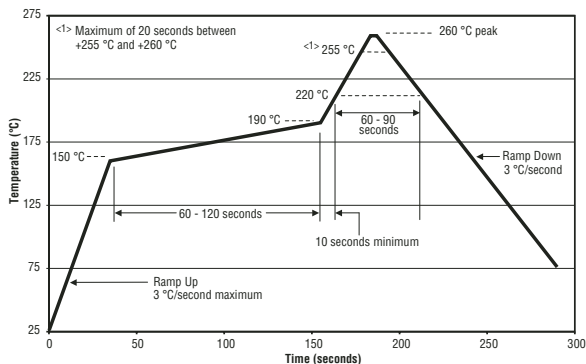
Packaging Specifications

Model	Tape	Pieces per Reel
PWR1913	12 mm / Embossed Plastic	3000
PWR2615	16 mm / Embossed Plastic	2000
PWR4525	24 mm / Embossed Plastic	1000
PWR6327	28 mm / Embossed Plastic	700

Typical Part Marking



Soldering Profile



Note: PWR1913 will contain the Resistance Code marking only.