


Number of contacts

96, 64, 32



Female connectors


DIN Signal
to 2 A

Identification Number of contacts Contact arrangement Part No. Performance levels according to IEC 60 603-2. Explanation chapter 00

			3	2	1
Female connector with solder pins 2.9 mm	96		09 03 296 7824	09 03 296 6824 09 03 496 6824 ^{b)} 09 03 796 6824 ^{c)}	09 03 296 2824 09 03 496 2824 ^{b)}
	64		09 03 264 7824	09 03 264 6824 09 03 464 6824 ^{b)} 09 03 764 6824 ^{c)}	09 03 264 2824 09 03 464 2824 ^{b)}
	32		09 03 232 7824	09 03 232 6824	09 03 232 2824
Female connector with kinked solder pins ¹⁾ 2.9 mm	96		09 03 296 7855	09 03 296 6855	09 03 296 2855
	64		09 03 264 7855	09 03 264 6855	09 03 264 2855
	32		09 03 232 7855	09 03 232 6855	09 03 232 2855
Female connector with solder pins 4.5 mm	96		09 03 296 7825 09 03 496 7825 ^{b)}	09 03 296 6825 09 03 496 6825 ^{b)} 09 03 796 6825 ^{c)}	09 03 296 2825
	64		09 03 264 7825 09 03 464 7825 ^{b)}	09 03 264 6825 09 03 464 6825 ^{b)} 09 03 764 6825 ^{c)}	09 03 264 2825
	32		09 03 232 7825	09 03 232 6825	09 03 232 2825
Female connector with kinked solder pins ¹⁾ 4.5 mm	96		09 03 296 7845	09 03 296 6845	09 03 296 2845
	64		09 03 264 7845	09 03 264 6845	09 03 264 2845
	32		09 03 232 7845	09 03 232 6845	09 03 232 2845
Female connector with wrap posts 13 mm	96			09 03 296 6821 09 03 796 6821 ^{c)} 09 03 296 6878 ²⁾	
	64			09 03 264 6821 09 03 264 6878 ²⁾	
Female connector with solder lugs a + c 5.2 mm b 7.7 mm	96			09 03 296 6823	
	64			09 03 264 6823	

Female connector with press-in pins Part Nos. and variants see chapter 04

1) Kinked pins for fixing the connector onto the pcb see chapter 00
 2) Wrap posts for interfacing, selectively gold-plated (performance level 3)
 b) Connectors with snap-in clips see chapter 00
 c) Connectors with coding see page 01.42

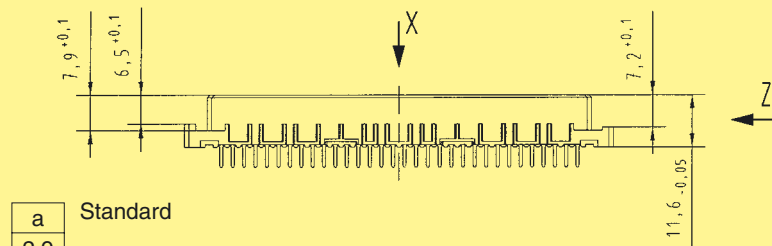


Identification

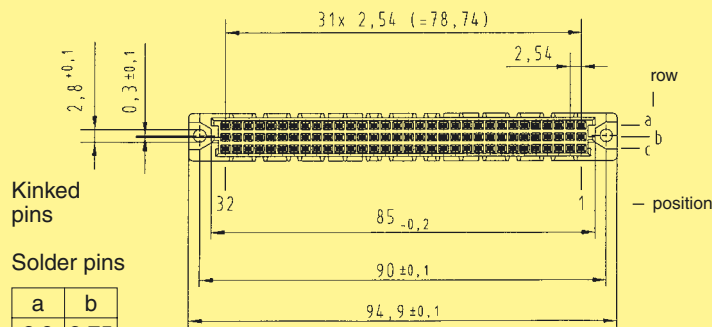
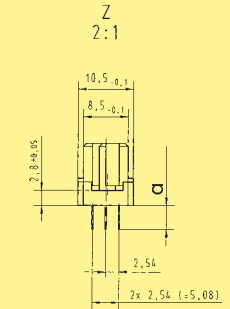
Female connectors
type C
DIN 41 612

Drawing

Dimensions in mm



a	Standard
2.9	Solder pins
4.5	Wrap posts

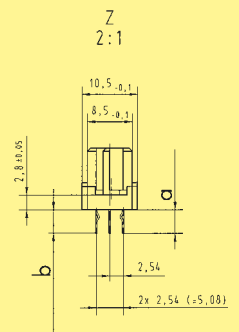


Kinked pins

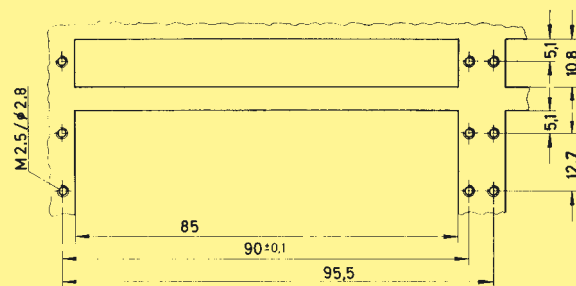
a	b
2.9	2.75
4.5	4.35

Solder pins

b \triangleq Length of kinked pins

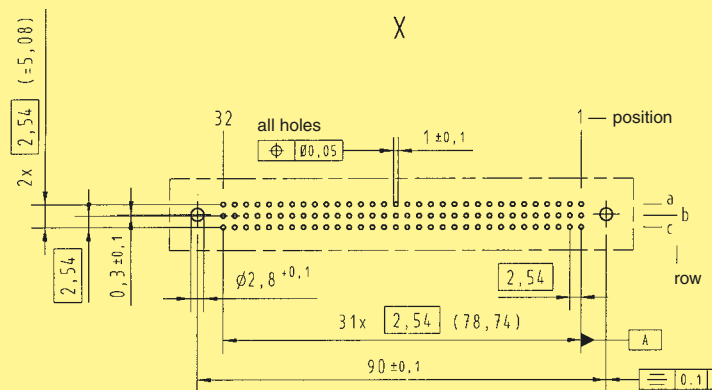


Panel cut out



Board drillings

Mounting side



Identification strips for female connectors with wrap posts 09 03 000 9939