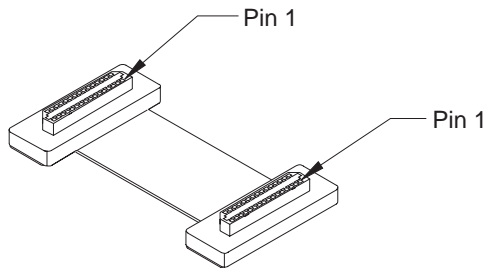


FFC/Display FPDI-1 Compatible Assemblies

No. FFC/Display - 01- 0700



Illustrated: Female to Female
Pinout: Pin 1 to Pin 1

These cable assemblies are ideally suited for board-to-FPD interconnects. They save space, are cost effective and easy to install. The low profile, overmolded strain relief is designed for critical mechanical applications. The folding and flexing features of the laminated Flat Flex Cable (FFC) easily solves difficult routing requirements.

Extraction Tools Available:
P/N 989909-31 (31 Position)
P/N 989909-41 (41 Position)

FEATURES and BENEFITS

- .5mm laminated cable (FFC) or teflon ribbon cable (FRC)
- 31, 41 or 51 position male and female connectors
- Meets FPDI-1 standards
- Optional ZIF end to mate with .5 mm ZIF connectors - either traditional tape back ZIF or ZIFLOC overmolded ZIF for greater reliability
- Molded strain relief
- Reliable termination
- Length and fold options available
- Low profile
- Suitable in notebook hinge areas
- Extraction Tool available
- Consult factory for shielding, grounding and drain wire requirements
- Options Include:
 - Ferrites
 - Flying lead ends
 - Transition boards for 2mm or .100" pitch applications
 - ChassisLoc for panel mounting
 - SnapLoc for positive retention to the PCB
 - Solder prep for direct attachment to the PCB
- FPDI-1 assemblies are UL listed.

For custom connector solutions or the name and location of your nearest Meritec Sales Representative, call 1-888-MERITEC (888-637-4832) or visit our website at www.meritec.com.



Custom thinking is our standard

SPECIFICATIONS

ELECTRICAL:

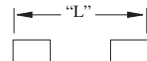
- Contact Resistance - 30 milliohm (maximum)
- Dielectric withstanding voltage - 300V RMS (minimum) @ 60 Hz
- Current rating - 0.50 AMPS
- Insulation resistance - $>10^9$ ohms @ 500V DC

CONTACTS:

- Material - Copper alloy
- Finish - Tin lead
- Insertion Force - 197 grams
6.94 oz./ .4343 lbs. (nominal)
- Withdrawal Force - 30 grams
1.058 oz./ .06614 lbs. (nominal)

CABLE:

- Insulator - Polyester (FFC)/Teflon (FRC)
- Conductor - Flat solid 33 AWG equivalent (FFC)/32 AWG round solid silver plated copper (FRC)
- Plating - Tin lead
- Minimum bend radius 0.020 inches (FFC)
- Length Tolerances - under 12" ± 0.10 "
over 12" ± 0.25 "
- Length is measured from end to end in inches including connectors

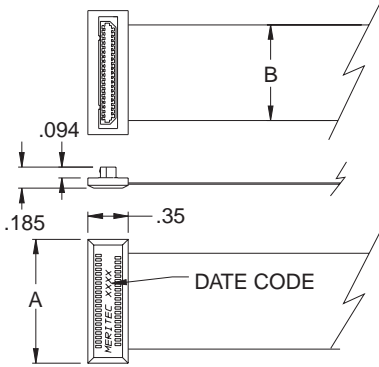


ENVIRONMENTAL:

- Material - U.L. Flame rating 94V-1 (FFC)
/94 V-O (FRC)
- Temperature rating - -40°C + 105°C (FFC)
/-55°C to 200°C (FRC)

All statements, specifications and technical information on this data sheet are subject to change at any time without notice.

FFC/DISPLAY FPCI-1 Compatible Assemblies

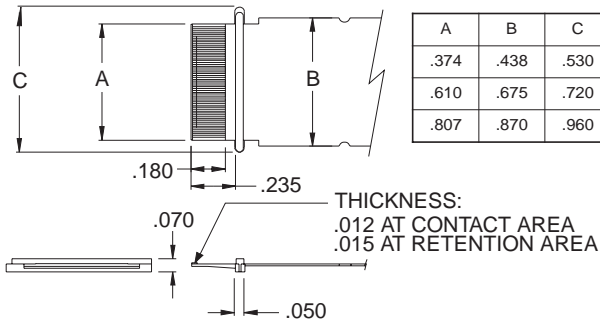


31, 41, AND 51 FPCI-1 PRODUCT LINE

A	B	# OF POSITIONS
.88	.66	31
1.07	.86	41
1.28	1.06	51

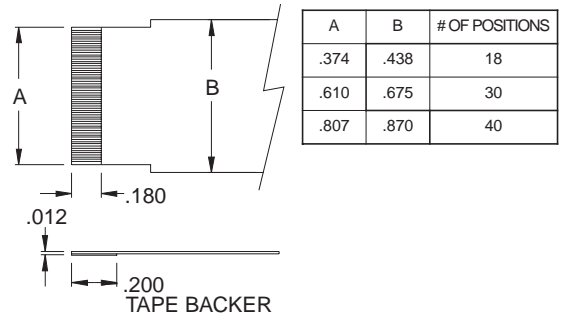
* Meritec's FPCI-1 Connector Assemblies are UL listed under File #E 147226.

ZIFLOC™



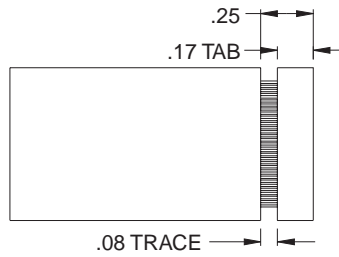
A	B	C	# OF POSITIONS
.374	.438	.530	18
.610	.675	.720	30
.807	.870	.960	40

TAPEZIF

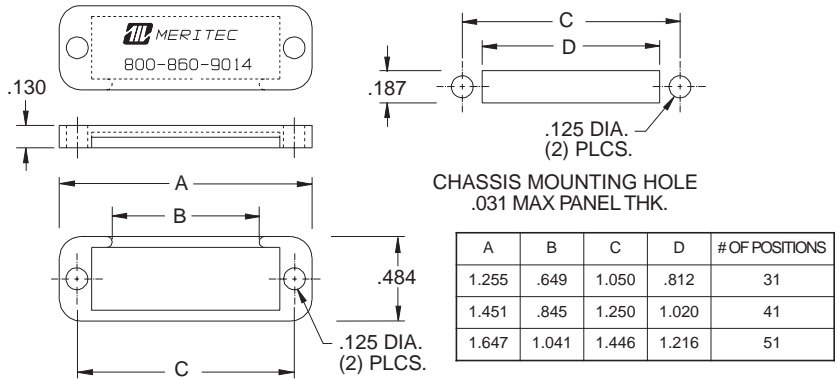


A	B	# OF POSITIONS
.374	.438	18
.610	.675	30
.807	.870	40

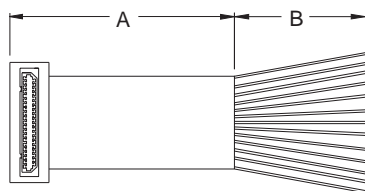
SOLDER PREP



CHASSISLOC P/N: 989910-31, 41 AND 51



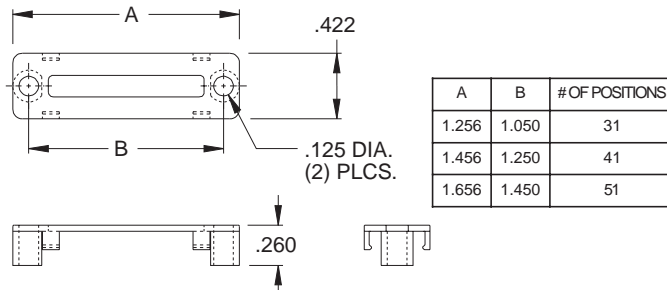
FLYING LEADS



Dimensions A and B to be specified by customer.

SNAPLOC

P/N: 989911-31, 41 AND 51



FPDI-1 Product Line Options

EMI Suppression

High performance Flat Panel Displays are becoming a standard feature of many modern electronic products from POS systems to medical equipment. The operating frequencies of these systems are from as low as 30MHz to over 130MHz. This characteristically high frequency architecture requires painstaking design effort to minimize the wide bandwidth EMI noise sources that are inherent to video subsystem design. Meritec offers both shielding and ferrite products for cost effective EMI suppression and signal integrity control to maximize system performance and minimize potential video signal EMI.

- | 1. Ferrite P/N | Impedance at 25MHz/100MHz | Can be used on X" wide cable |
|----------------|---------------------------|------------------------------|
| -07 | 35/85 Ohms | 0.70" |
| -03 | 50/103 Ohms | 0.79" |
| -04 | 20/40 Ohms | 0.79" |
| -05 | 133 Ohms (@100MHz) | 0.90" |
| -06 | 208 Ohms (@100MHz) | 0.93" |
| -08 | 14/42 Ohms | 1.040" |
2. **Shielding Options:**
- a) Aluminum foil shield, with or without drain wire
 - b) Silver ink shield, with or without selected traces tied to ground

Other Options

Meritec will be happy to provide you with an application specific quotation for a cable assembly that incorporates folds, labels and any form of adhesive tape or mechanical clips. We are also able to address your application that involves transition boards for FPDI-1 to 2mm or 0.100" centerline products.

Standard Part Numbers

The following P/N's constitute standard products and are likely to be in stock at Meritec or your local Meritec distributor.

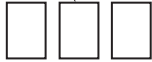
Part Number	Description	Bag Qty.	Box Qty.
9803FFA1T3-3.00	Female to Female, 31 position. 3" long, orientation A1	50	500
9803FFA1T3-4.00	Female to Female, 31 position. 4" long, orientation A1	50	500
9803FFA1T3-6.00	Female to Female, 31 position. 6" long, orientation A1	50	500
9803FFA1T3-12.00	Female to Female, 31 position. 12" long, orientation A1	25	250
9803FRZ1T3-6.00	Female to ZIFLOC, 31 position. 5.9" long, orientation Z1	25	250
9803FRZ1T3-12.00	Female to ZIFLOC, 31 position. 11.9" long, orientation Z1	25	250
9803RRZ1G3-6.00	ZIFLOC to ZIFLOC, 30 position. 6" long, orientation Z1	25	250
9803RRZ1G3-12.00	ZIFLOC to ZIFLOC, 30 position. 12" long, orientation Z1	25	250
9803FFA1T4-6.00	Female to Female, 41 position. 6" long, orientation A1	50	500
9803FFA1T4-12.00	Female to Female, 41 position. 12" long, orientation A1	25	250
9803FRZ1T4-6.00	Female to ZIFLOC, 41 position. 5.9" long, orientation Z1	25	250
9803FRZ1T4-12.00	Female to ZIFLOC, 41 position. 11.9" long, orientation Z1	25	250
9803RRZ1T4-6.00	ZIFLOC to ZIFLOC, 40 position. 6" long, orientation Z1	25	250
9803RRZ1T4-12.00	ZIFLOC to ZIFLOC, 40 position. 12" long, orientation Z1	25	250
9803FFA1T5-6.00	Female to Female, 51 position. 6" long, orientation A1	50	500
9803FFA1T5-12.00	Female to Female, 51 position. 12" long, orientation A1	25	250

For the right product for your specific application, call your Meritec Representative or the Factory for more details.

FPDI-1 Product Line Description System

THE MERITEC FFC/DISPLAY ASSEMBLY DESCRIPTION SYSTEM

Replace "L" with "F" when a FoldBack Clip is used to create the correct orientation.



Orientation
See Pinout chart to the right for connector to connector, connector to ZIF, and ZIF to ZIF orientations.




Cable style
Unshielded Mylar = T
Foil Shielded Mylar = S
Silver Conductive Ink Shielding = K
Custom = X
Teflon FRC = R



Number of Traces
1 to XXX



Cable Pitch
0.3mm = A
0.4mm = K
0.5mm = B
0.6mm = C
0.8mm = E
1.0mm = G
1.25mm = H
1.27mm = J
2.54mm = V
Custom = X



Length in inches
0 - 999"



2nd. End Conn.
Socket = F
Plug = M
Tape ZIF = Z
ZIFLOC Overmold = R
No Connector = N
Solder Prep = H
Transition Board W/Conn = T
Custom = X
FC Flying Lead = L



Folds
No = N
Yes = Y



Labels
No = N
Yes = Y



1st. End Conn.
Socket = F
Plug = M
Tape ZIF = Z
ZIFLOC Overmold = R
No Connector = N
Solder Prep = H
Custom = X
FC Flying Lead = L



Ferrite
None = 00
600016-03 = 03
600016-04 = 04
600016-05 = 05
600016-06 = 06
600016-07 = 07
600016-08 = 08
Custom = X X



Drain
None = N
One End = D
Both Ends = B
Drain w/
Connector(s) =
DC or BC

FFC

FFC Designator
FFC = FFC

Example

FFCFFA-1T31B9.50NN03NN



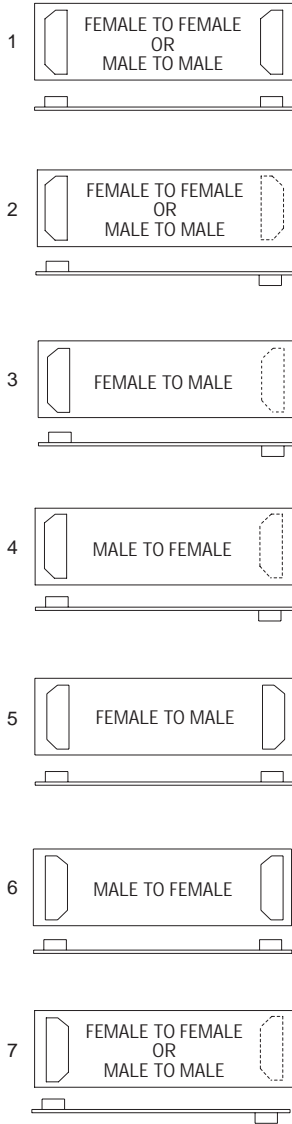
Custom thinking is our standard

These are descriptions only!

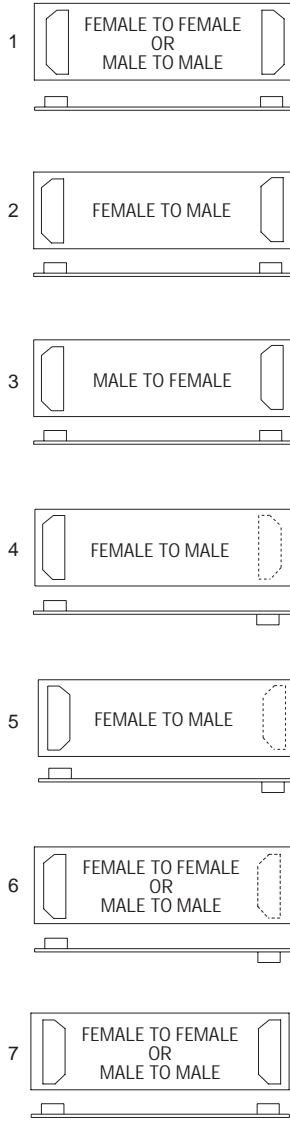
If folds, ferrites or labels are specified, a Meritec drawn, customer approved drawing (MD) or a customer supplied (CS) Meritec approved drawing will be required.

FPDI-1 Product Line Pinouts and Orientations

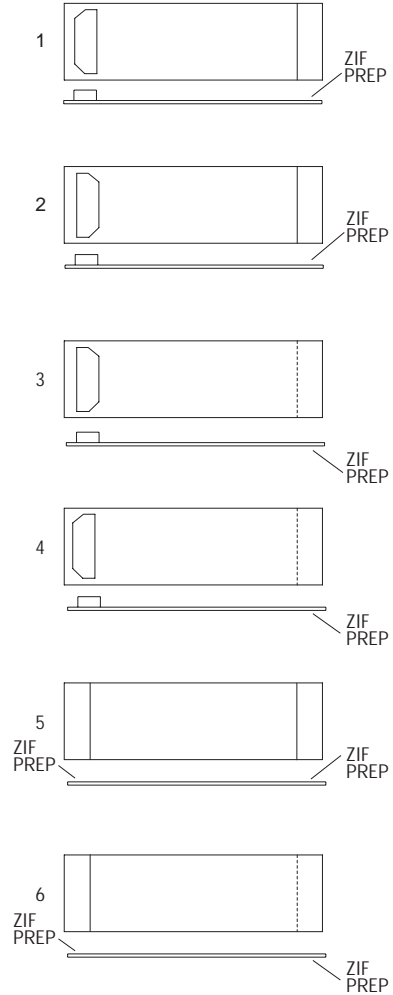
PINOUT "A"
CONNECTOR PIN 1 TO PIN 1



PINOUT "B"
CONNECTOR PIN 1 TO PIN 31, 41 OR 51



PINOUT "Z"
31, 41 OR 51 PIN CONNECTOR
TO ZIF PREPARATION OR ZIF TO ZIF



Custom thinking is our standard

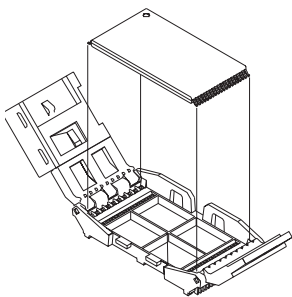
All statements, specifications and technical information on this data sheet are subject to change at any time without notice.

FFC/Display FPDI-1 Compatible Assemblies

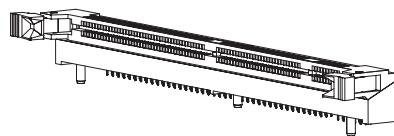
Meritec produces a full line of connectors and assemblies for applications in the 3ns to sub nanosecond range. We are equipped to match your requirements for controlled impedance and propagation rate while minimizing crosstalk.

We are a vertically integrated company housed in over 175,000-SF facilities nationwide. Every step ... design, CAD/CAM engineering, tooling fabrication, prototyping, manufacturing and assembly of component parts ... is performed in-house, using the most efficient processes available. At work in all these phases are our comprehensive testing, quality assurance and SPC programs. We are a group dedicated to excellence, flexibility and responsiveness; providing our customers with on-time delivery of competitive products as well as innovative, high-quality and cost-effective solutions to unique interconnection problems.

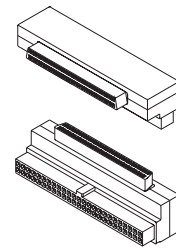
Some other examples of our complete line include:



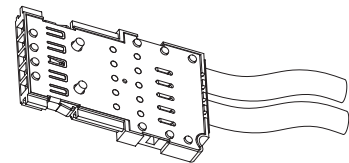
**Specialty
SOP Sockets**



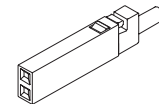
Angled DIMM Sockets



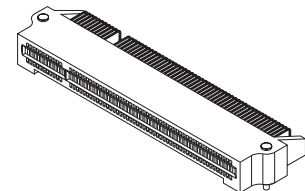
SCSI Adapters



**HPM-5
2mm Assemblies**



**JoyPlus-100
Product Family**



**Angled PCI
Connectors**

For custom connector solutions or the name and location of your nearest Meritec Sales Representative, call 1-888-MERITEC (888-637-4832) or visit our website at www.meritec.com.

In our continuing effort to meet the challenges of product improvements, we reserve the right to modify or change any or all statements, specifications and technical information in this data sheet.



Custom thinking is our standard



MERITEC • 1359 WEST JACKSON STREET • POST OFFICE BOX 8003 • PAINESVILLE, OHIO 44077
PHONE: 888-MERITEC or (888-637-4832) / (440) 354-3148 • FAX: (440) 354-0509 • INTERNET: WWW.MERITEC.COM