CDEP104

DIMENSIONS (mm) 外形寸法図	LAND PATTERNS (mm) 推奨ランド寸法	CONNECTION 端子接続	WIRE 線種

(0.22μH - 4.3μH)

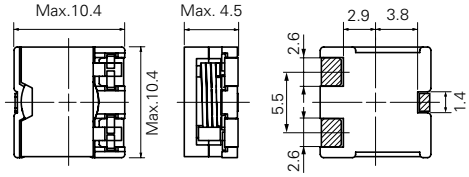

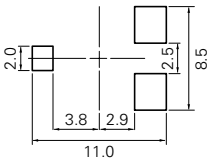

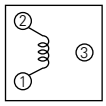

BOTTOM VIEW
裏面図

CONSTRUCTION
磁気構造図

CDEP105

DIMENSIONS (mm) 外形寸法図	LAND PATTERNS (mm) 推奨ランド寸法	CONNECTION 端子接続	WIRE 線種

(0.15μH - 8.8μH)

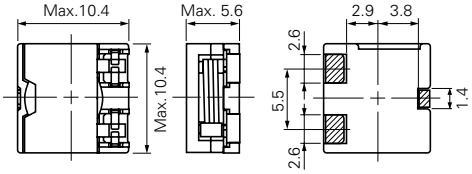

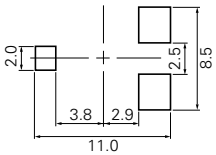

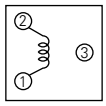

BOTTOM VIEW
裏面図

CONSTRUCTION
磁気構造図

TYPE : CDEP104(Low D.C.R Type), CDEP104(Standard Type)

Parts No.	L (H)	CDEP104(Low D.C.R Type)				CDEP104(Standard Type)			
		D.C.R.(Ω) : Max.(Typ.)	Saturation Current (A) *A		Temperature Rise Current(A)*B	D.C.R.(Ω) : Max.(Typ.)	Saturation Current (A) *A		Temperature Rise Current(A)*B
			20℃	100℃			20℃	100℃	
0R2	0.22μ					2.2m(1.8m)	39.6	31.6	18.0
0R3	0.36μ	2.2m(1.8m)	24.2	20.8	18.0				
0R4	0.45μ					3.7m(3.1m)	27.6	22.1	13.4
0R8	0.8μ	3.7m(3.1m)	16.2	14.0	13.4	5.9m(4.9m)	20.7	16.6	10.2
1R3	1.3μ					11.8m(9.8m)	16.6	13.3	7.3
1R4	1.4μ	5.9m(4.9m)	12.2	10.5	10.2				
1R8	1.8μ					18.6m(15.5m)	13.3	10.7	5.4
2R2	2.2μ	11.8m(9.8m)	9.8	8.6	7.3				
2R5	2.5μ					21.8m(18.2m)	11.8	9.5	5.0
3R2	3.2μ	18.6m(15.5m)	8.1	7.0	5.4				
4R3	4.3μ	21.8m(18.2m)	7.0	6.0	5.0				

Measuring Freq. (L) / インダクタンス測定周波数(L)

CDEP104(L) 100kHz
CDEP104(S) 100kHz

Tolerance of Inductance / インダクタンス公差

CDEP104(L) 0.36μH ± 30% (N), 0.8μH – 4.3μH ± 20% (M)
CDEP104(S) 0.22μH ± 30% (N), 0.45μH – 2.5μH ± 20% (M)

TYPE : CDEP105(Low D.C.R Type), CDEP105(Standard Type), CDEP105(High Power Type)

Parts No.	L (H)	CDEP105(Low D.C.R Type)				CDEP105(Standard Type)				CDEP105(High Power Type)			
		D.C.R.(Ω) : Max.(Typ.)	Saturation Current (A) *A		Temperature Rise Current(A)*B	D.C.R.(Ω) : Max.(Typ.)	Saturation Current (A) *A		Temperature Rise Current(A)*B	D.C.R.(Ω) : Max.(Typ.)	Saturation Current (A) *A		Temperature Rise Current(A)*B
			20℃	100℃			20℃	100℃			20℃	100℃	
0R1	0.15μ									1.7m(1.4m)	55.0	46.0	19.0
0R2	0.22μ					1.7m(1.4m)	40.0	30.9	19.0				
0R3	0.3μ									2.4m(2.0m)	40.0	33.0	17.7
0R3	0.36μ	1.7m(1.4m)	24.0	20.0	19.0								
0R4	0.45μ					2.4m(2.0m)	26.4	21.2	17.7				
0R5	0.5μ									4.1m(3.4m)	30.4	25.0	13.0
0R8	0.8μ	2.4m(2.0m)	16.0	13.2	17.7	4.1m(3.4m)	20.8	16.7	13.0	5.3m(4.4m)	25.2	20.7	11.2
1R2	1.2μ									7.5m(6.2m)	21.0	17.4	9.0
1R3	1.3μ					5.3m(4.4m)	16.8	13.4	11.2				
1R4	1.4μ	4.1m(3.4m)	12.0	10.0	13.0								
1R5	1.5μ									10.5m(8.7m)	18.0	15.0	7.8
1R8	1.8μ					7.5m(6.2m)	13.8	11.0	9.0				
2R0	2.0μ									12.4m(10.3m)	15.8	13.1	7.4
2R2	2.2μ	5.3m(4.4m)	9.6	8.0	11.2								
2R5	2.5μ					10.5m(8.7m)	11.8	9.6	7.8	18.0m(15.0m)	14.0	11.7	6.2
3R0	3.0μ									23.8m(19.8m)	12.6	10.5	4.9
3R2	3.2μ	7.5m(6.2m)	7.8	6.6	9.0	12.4m(10.3m)	10.5	8.4	7.4				
4R0	4.0μ					18.0m(15.0m)	9.3	7.4	6.2				
4R3	4.3μ	10.5m(8.7m)	6.8	5.7	7.8								
5R0	5.0μ					23.8m(19.8m)	8.4	6.7	4.9				
5R7	5.7μ	12.4m(10.3m)	5.8	4.9	7.4								
7R2	7.2μ	18.0m(15.0m)	5.3	4.2	6.2								
8R8	8.8μ	23.8m(19.8m)	4.8	4.0	4.9								

Measuring Freq. (L) / インダクタンス測定周波数(L)

CDEP105(L) 100kHz
CDEP105(S) 100kHz
CDEP105(H) 100kHz

Tolerance of Inductance / インダクタンス公差

CDEP105(L) 0.36μH ± 30% (N), 0.8μH – 8.8μH ± 20% (M)
CDEP105(S) 0.22μH ± 30% (N), 0.45μH – 5.0μH ± 20% (M)
CDEP105(H) 0.15μH – 0.3μH ± 30% (N), 0.5μH – 3.0μH ± 20% (M)

Other / その他

*A Saturation Current : This indicates the value of D.C. current when the inductance decreases to 65% (while the tolerance is ±30%) or 75% (while the tolerance is ±20%) of its nominal value.
*B Temperature Rise Current : The actual current when temperature of coil becomes ΔT=40℃. (Ta=20℃)
*A 直流重畳許容電流 : 直流電流を流した時、インダクタンスが公称値の65%以上(インダクタンス公差±30%時)又は75%以上(インダクタンス公差±20%時)となる電流値とする。
*B 温度上昇実力電流 : 直流電流を流した時、コイルの温度上昇がΔT=40℃となる電流の実力値とする。(Ta=20℃)

・To order a product, please add " NP " after the product type
e.g. Ordering code : Type name NP △△△○×
・ご注文の際は製品タイプ名の後に "NP" を付けて下さい。

Ordering Code / 品名表記法

CDEP104NP - △△△○× | CDEP105NP - △△△○× - □

△ : Parts No.
○ : Tolerance of inductance
N (30%)
M (20%)
× : Packing
C (Carrier tape)
B (Box)
□ :
L (Low D.C.R type)
Nothing (Standard type)
H (High power type)