

# Coaxial Directional Coupler

75Ω

55 to 90 MHz

## ZDC-20-3-75-1+ ZDC-20-3-75-1



CASE STYLE: M22

Connectors	Model	Price	Qty.
BNC	ZDC-20-3-75-1	\$52.95 ea.	(1-9)
BRACKET (OPTION "B")		\$5.00	(1+)
BRACKET (OPTION "BR")		\$1.50	(1+)

+ RoHS compliant in accordance with EU Directive (2002/95/EC)

The +Suffix identifies RoHS Compliance. See our web site for RoHS Compliance methodologies and qualifications.

### Maximum Ratings

Operating Temperature -55°C to 100°C

Storage Temperature -55°C to 100°C

Permanent damage may occur if any of these limits are exceeded.

### Coaxial Connections

INPUT	3
OUTPUT	2
COUPLED	1

### Features

- excellent directivity, 35 dB typ.
- excellent mainline loss, 0.4 dB typ.
- rugged shielded case

### Applications

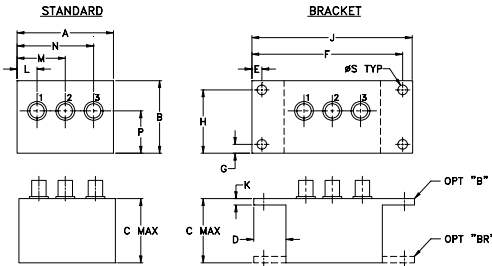
- VHF
- instrumentation
- amateur radio

### Directional Coupler Electrical Specifications

FREQ. RANGE (MHz)	COUPLING (dB)		MAINLINE LOSS <sup>1</sup> (dB)		DIRECTIVITY (dB)		VSWR (:1)	POWER INPUT (W)
	Nom.	Flatness	Typ.	Max.	Typ.	Min.		
f <sub>L</sub> -f <sub>H</sub>								
55-90	18.6±0.5	±0.3	0.4	0.6	35	30	1.2	4.0

1. Mainline loss includes theoretical power loss at coupled port.

### Outline Drawing



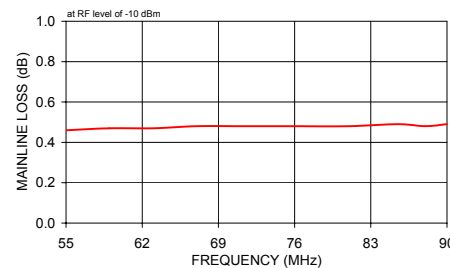
### Outline Dimensions (inch/mm)

A	B	C	D	E	F	G	H
2.25	1.38	1.24	.50	.150	3.100	.138	1.238
57.15	35.05	31.50	12.70	3.81	78.74	3.51	31.45
J	K	L	M	N	P	S	wt
3.25	.10	.40	1.15	1.86	.64	.150	grams
82.55	2.54	10.16	29.21	47.24	16.26	3.81	74.0

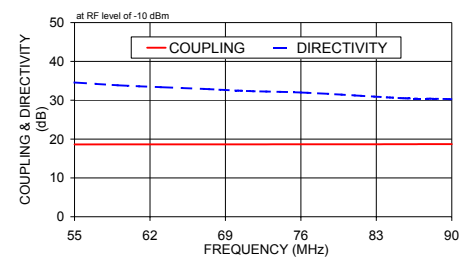
### Typical Performance Data

Frequency (MHz)	Mainline Loss (dB) In-Out	Coupling (dB) In-Cpl	Directivity (dB)	Return Loss (dB)		
				In	Out	Cpl
55.00	0.46	18.61	34.58	25.04	26.15	19.84
59.00	0.47	18.63	33.86	24.76	25.84	19.26
63.00	0.47	18.63	33.36	24.50	25.57	18.71
67.00	0.48	18.65	32.92	24.23	25.28	18.17
71.00	0.48	18.65	32.39	23.98	25.01	17.67
76.00	0.48	18.67	31.99	23.67	24.68	17.08
81.00	0.48	18.67	31.23	23.37	24.39	16.56
85.50	0.49	18.69	30.52	23.10	24.10	16.12
88.00	0.48	18.70	30.40	22.96	23.96	15.88
90.00	0.49	18.70	30.28	22.85	23.82	15.70

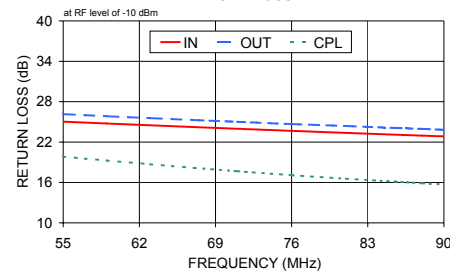
ZDC-20-3-75-1  
MAINLINE LOSS



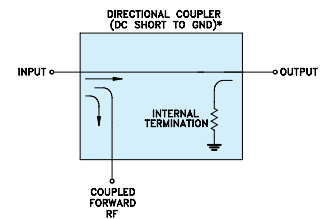
ZDC-20-3-75-1  
COUPLING & DIRECTIVITY



ZDC-20-3-75-1  
RETURN LOSS



### Electrical Schematic



\* ELECTRICAL SCHEMATIC IS FOR DIRECTIONAL COUPLER WITH INTERNAL TRANSFORMERS THAT ROUTES DC FROM RF PORTS TO GROUND.

**Mini-Circuits**  
ISO 9001 ISO 14001 AS 9100 CERTIFIED  
P.O. Box 350166, Brooklyn, New York 11235-0003 (718) 934-4500 Fax (718) 332-4661 The Design Engineers Search Engine Provides ACTUAL Data Instantly at [minicircuits.com](http://minicircuits.com)  
I/F/R/F MICROWAVE COMPONENTS

For detailed performance specs & shopping online see web site

Notes: 1. Performance and quality attributes and conditions not expressly stated in this specification sheet are intended to be excluded and do not form a part of this specification sheet. 2. Electrical specifications and performance data contained herein are based on Mini-Circuit's applicable established test performance criteria and measurement instructions. 3. The parts covered by this specification sheet are subject to Mini-Circuits standard limited warranty and terms and conditions (collectively, "Standard Terms"); Purchasers of this part are entitled to the rights and benefits contained therein. For a full statement of the Standard Terms and the exclusive rights and remedies thereunder, please visit Mini-Circuits' website at [www.minicircuits.com/MCLStore/terms.jsp](http://www.minicircuits.com/MCLStore/terms.jsp).

REV. B  
M119986  
ZDC-20-3-75-1  
WZ/TD/CP/AM  
090915