



## 75 Watt (Open Frame) AC/DC Converter

- OPEN FRAME SWITCHING POWER SUPPLY
- UNIVERSAL INPUT RANGE 90...264 VAC, 47...63HZ OR 120...370VDC
- ULTRA COMPACT SIZE
- 3000 VAC INPUT-OUTPUT ISOLATION
- REGULATED OUTPUT
- LOW RIPPLE & NOISE
- HIGH EFFICIENCY
- CE & cUL APPROVALS

### ELECTRICAL SPECIFICATIONS



All specifications valid at nominal Input voltage, full load and +25°C after warm-up time unless otherwise stated.

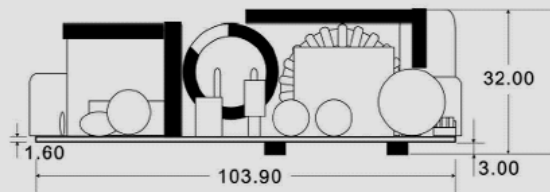
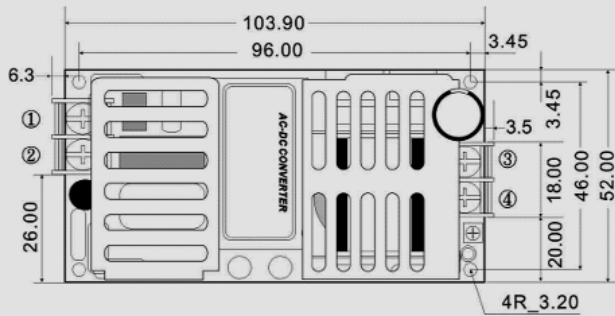
Model No. (Single Output)	AMEO75-5S	AMEO75-12S	AMEO75-15S	AMEO75-24S		
<b>Max. Output Wattage (W)</b>	<b>50W</b>	<b>75W</b>	<b>75W</b>	<b>75W</b>		
Input	Voltage					
	90-260 VAC or 120-370 VDC					
	Frequency (Hz)					
	47-63 Hz					
	Current (Full Load)					
2A Max. (115VAC) / 1A Max. (230VAC)						
Inrush Current (<2ms)						
20A Max. (115VAC) / 40A Max. (230VAC)						
Leakage Current						
1.5mA Max.						
Output	Voltage (VDC)	5V	12V	15V	24V	
	Voltage Accuracy	±2%				
	Max. Current (mA)	10,000	6,250	5,000	3,130	
	Line Regulation (LL-HL) (typ.)	±1%				
	Load Regulation (5-100%) (typ.)	±1%				
	Minimum Load	0%				
	Maximum Capacitive Load	470-23,000µF Depending on model.				
	Ripple & Noise (Vp-p)	1% Max.				
	Efficiency	80%	83%	84%	86%	
	Hold-up Time	20ms Min.				
	Switching Frequency	133kHz				
	Voltage Adjustment Range	±10%				
	Protection	Over Power Protection	Auto Recovery			
		Over Voltage Protection	Zener Diode Clamp			
Short Circuit Protection		Auto Recovery				
Isolation	Input-Output (VAC)	3000V				
	Input-FG (VAC)	1500V				
	Output-FG (VAC)	500V				
Environment	Operating Temperature	-25°C - +40°C (without derating)				
	Storage Temperature	-40°C - +85°C				
	Temperature Coefficient	0.02% / °C				
	Humidity	95% RH				
	MTBF	> 130,000hrs @ 25°C (MIL-HDBK-217F)				
Physical	Dimensions (LxWxH)	4.09x2.29x1.46 Inches (103.9x58.2x37.0mm) Tolerance ±1mm				
	Weight	195g				
	Cooling Method	Free Air Convection				
Safety	Agency Approvals	CE, UL				
EMC	EMI (Conducted & Radiated Emission)	EN55022 Class B				
	EMS (Noise Immunity)	EN55024				

Specifications are subject to change without notification

Continued on next page

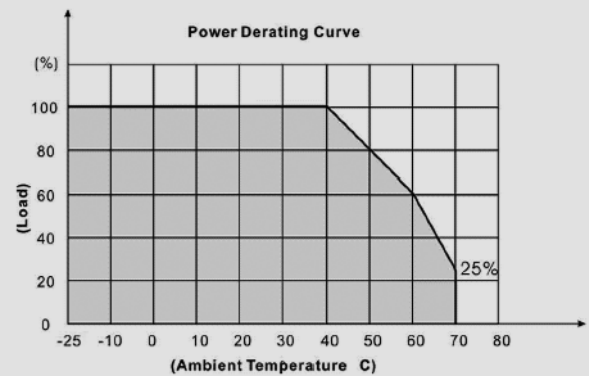
## OUTLINE DIMENSIONS & PIN CONNECTIONS

### MECHANICAL DIMENSION (Top View)



Pin	Single
1	AC Input (N)
2	AC Input (L)
3	+DC Output
4	-DC Output

### DERATING



### BLOCK DIAGRAM

#### Single Output

