

Nominal frequency (f0)

10 MHz

Frequency stabilities

Parameter	Frequency stability	Operating temp. range
Over all (df/f0)	-4.6 to 4.6 ppm	
vs. operating temp. range (df/f@25 °C)	-0.28 to 0.28 ppm	-40 ... 85 °C
Parameter	Value	Condition
initial tolerance (df/f0)	-1 to 1 ppm	@25 °C
vs. supply voltage change (df/f)	-0.2 to 0.2 ppm	static; 3.3 V ±5 %
vs. load change (df/f)	-0.2 to 0.2 ppm	static; Load ± 10 %
vs. aging / 20 years (df/f)	<± 2.5 ppm	@ 40 °C
Holdover 24 h	± 0.32 ppm	incl. temp. stab. -40...+85°C
overall incl.: initial, temp. -40...+85°C, supply, load var. and aging 20 years		

RF output

Parameter	Value	Condition
Signal	LVC MOS	
Load	15 pF ±10 %	
Fan out	3	
Rise Time	< 5 ns	@ 10 to 90 %Vout
Fall Time	< 5 ns	@ 90 to 10 %Vout
Duty cycle	45 / 55 %	@ 1.65 V
V Low	x < 0.3 V	
V High	x > 3 V	
Enable function	Enable Function	output
	Pin 8	Pin 5
	high	data
	open	data
	low	high tristate

Supply voltage

Parameter	Value	Condition
Supply voltage (Vs)	3.3 V ± 5 %	
Current consumption steady state	< 6 mA	@ Vsnom & 25 °C

Additional Parameters

Parameter	Typ.	Max.	Condition
Phase Noise	-95		dBc/Hz @ 10Hz
	-120		dBc/Hz @ 100Hz
	-143		dBc/Hz @ 1000Hz
	-155		dBc/Hz @ 10kHz
	-157		dBc/Hz @ 100kHz
	-157		dBc/Hz @ 1000kHz
Parameter	Value		Condition
Additional information This SMD oscillator is designed only for pick and place/reflow soldering process. Manual soldering may damage the part and therefore not recommended for the mounting of this oscillator.			
Processing & Packing	handling&processing note		

Additional environmental conditions

Rapid temperature changes MIL-883-1010 Cond B 500 cycles -55/125°C
Vibration MIL-STD-883 Meth 2007 Cond A 20G 20-2000Hz 4x in each 3axis 4 min
Shock MIL-STD-202 Meth 213 Cond.C 200G 6ms 6 shocks in each direction
Solderability J_STD_002B Cond A leaded/ Cond. B SMD 245°C (diving Time 5 ±0,5sec.) Dip+Look with 8h damp pre-treatment: solder wetting >95%
Solvent resistance MIL-STD-883 Meth 2015 Solv. 1,3,4

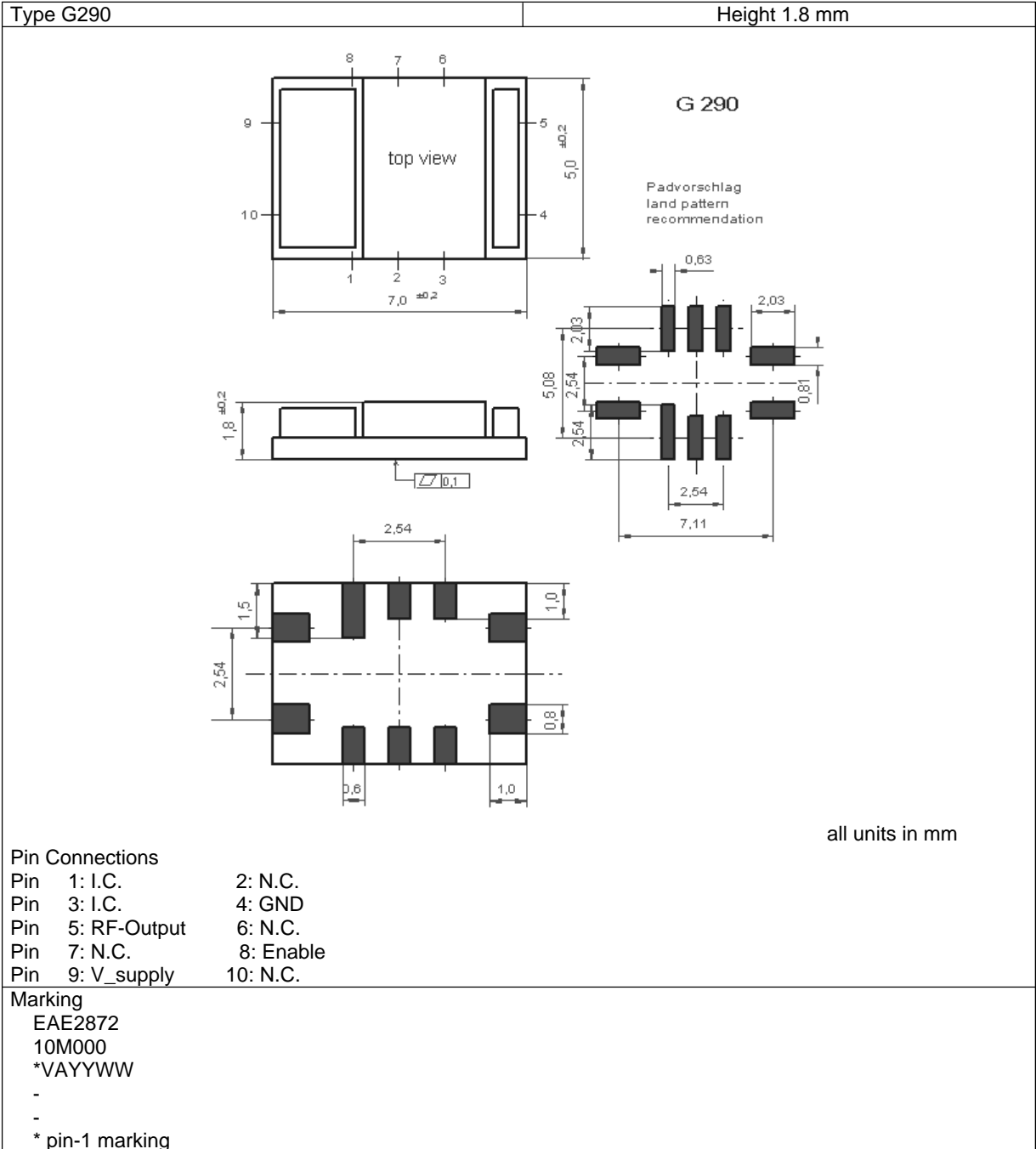
Additional environmental conditions

ESD HBM JESD22-A114-A Class 1 10* 1000V
Moisture Sensit. Level 1 JESD22-A113-B
RoHS compliance 100% RoHS 6 compliant
Washable non-washable device

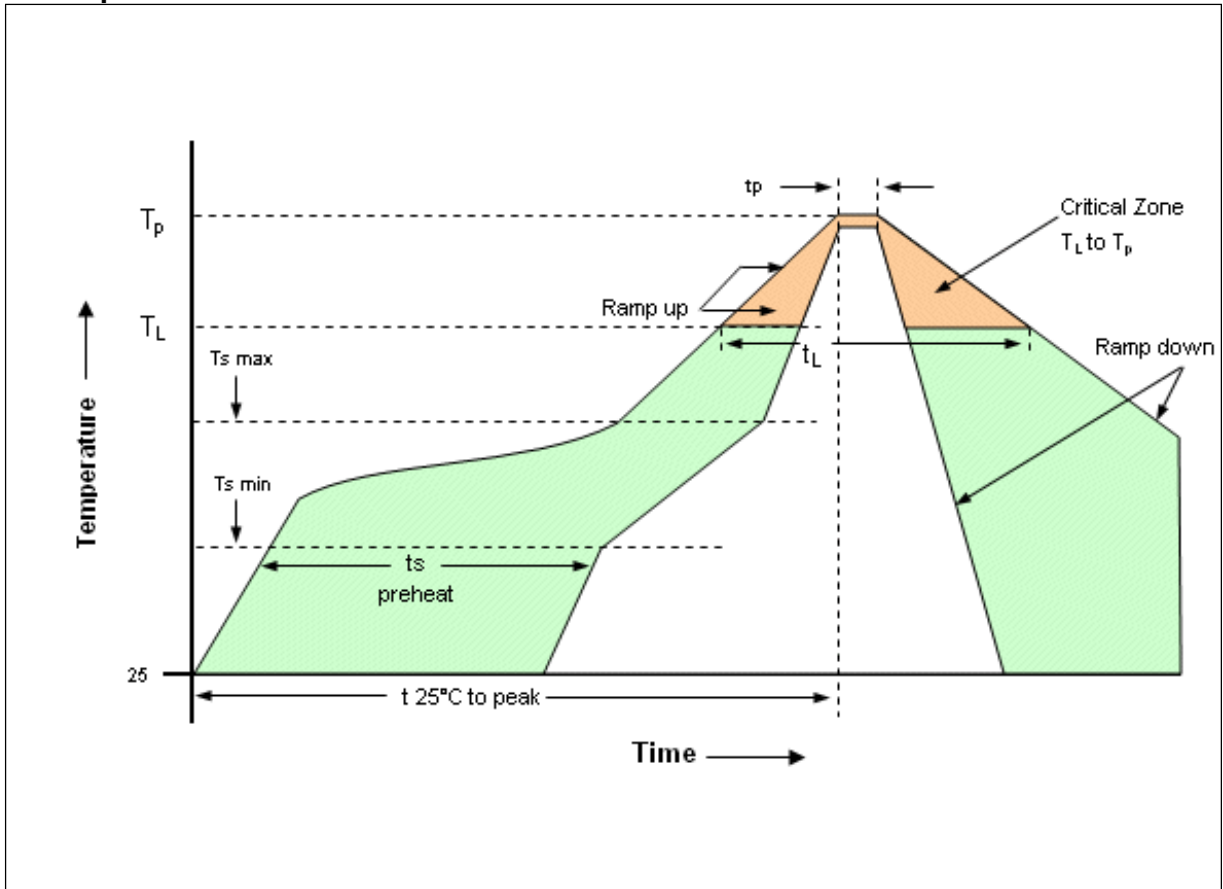
Absolute Maximum Ratings

Parameter	Min	Typ	Max	Units	Condition
Supply voltage (Vs)			6	V	
Operable temperature range	-40		85	°C	
Storage temperature range	-55		125	°C	

Enclosure

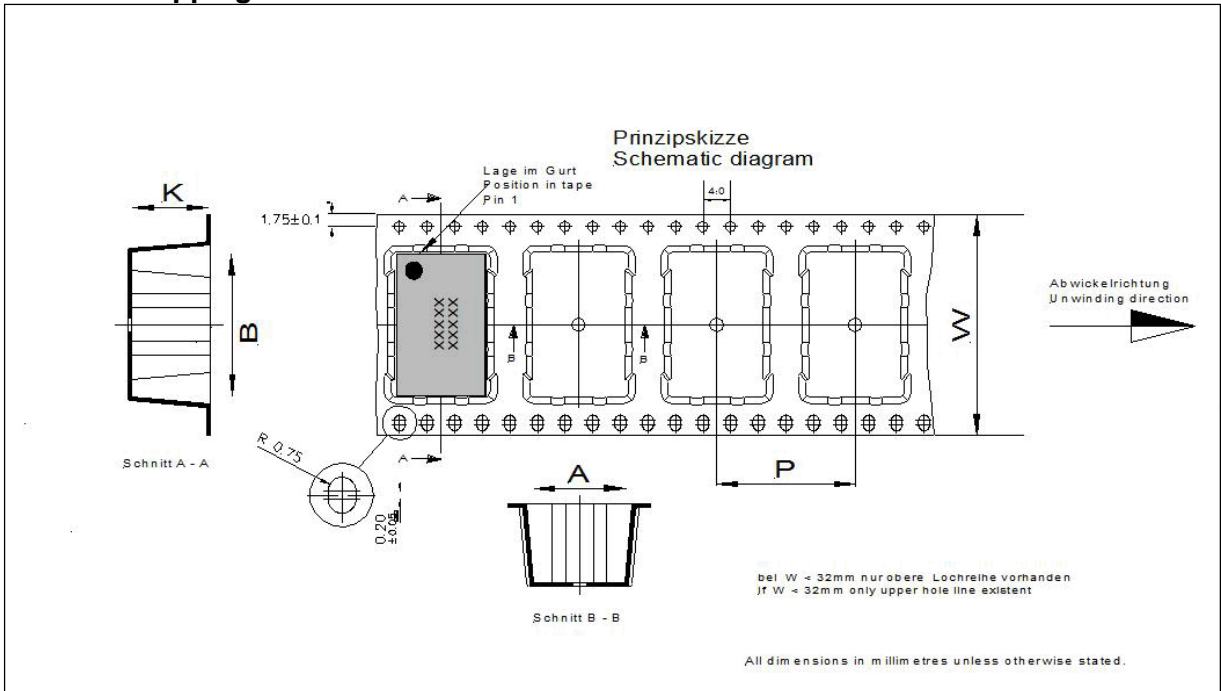


Reflow profile



Profile Feature	Pb-Free Assembly/Sn-Pb Assembly
Average ramp-up rate (TL to Tp)	3°C/second max.
Preheat -Temperature Min (Tsmín)	150°C
-Temperature Min (Tsmáx)	200°C
-Time (min to max) (ts)	60-180 seconds
Tsmáx to TL - Ramp-up Rate	3°C/second max.
Time maintained above - Temperature (TL)	217°C
- Time (tL)	60-150 seconds
Peak Temperature (Tp)	max 260°C
Time within 5°C of actual Peak Temperature (tp)	20-40 seconds
Ramp-down Rate	6°C/second max.
Time 25°C to Peak Temperature	8 minutes max.
Note: All temperatures refer to topside of the package, measured on the package body surface.	
Additional Information	
This SMD oscillator has been designed for pick and place reflow soldering.	

Standard shipping method



Tape width W [mm]	Quantity per meter	Quantity per reel	P [mm]	A [mm]	B [mm]	K [mm]
16	125	750	8	5.4	7.4	2.7

Notes:

Unless otherwise stated all values are valid after warm-up time and refer to typical conditions for supply voltage, frequency control voltage, load, temperature (25°C).
Subject to technical modification.

For Additional Information, Please Contact

USA:
Vectron International
267 Lowell Road
Hudson, NH 03051
Tel: 1.888.328.7661
Fax: 1.888.329.8328

Europe:
Vectron International
Landstrasse, D-74924
Neckarbischofsheim, Germany
Tel: +49 (0) 7268.801.100
Fax: +49 (0) 7268.801.282

Asia:
Vectron International
1589 Century Avenue, the 19th Floor
Chamtime International Financial Center
Shanghai, China
Tel: 86.21.6081.2888
Fax: 86.21.6163.3598

Disclaimer

Vectron International reserves the right to make changes to the product(s) and/or information contained herein without notice. No liability is assumed as a result of their use or application. No rights under any patent accompany the sale of any such product(s) or information.