



MMBD330WS

SURFACE MOUNT HIGH FREQUENCY SCHOTTKY DIODE

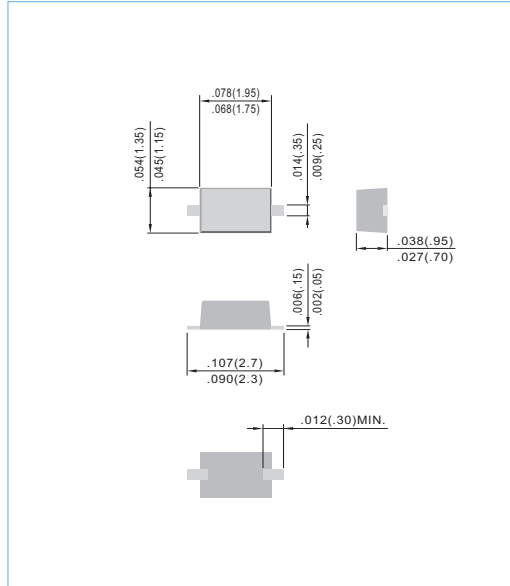
VOLTAGE 30 Volts **POWER** 200mWatts **SOD-323** Unit: inch (mm)

FEATURES

- Low Capacitance: 1.5 pF (Max) at $V_R=15V$
- Very Low V_F : 0.36V (Typ) at $I_F = 1mA$
- Extremely Fast Switching Speed
- In compliance with EU RoHS 2002/95/EC directives

MECHANICAL DATA

- Case: SOD-323 plastic case.
- Terminals : Solderable per MIL-STD-750,Method 2026
- Weight: approximately 0.0041gram



MAXIMUM RATINGS AND THERMAL CHARACTERISTICS

Parameter	Symbol	MMBD330WS	Units
Marking Code	-	330	-
Reverse Voltage	V_R	30	V
Peak Reverse Voltage	V_{RRM}	30	V
Maximum Forward Current	I_F	0.2	A
Power Dissipation (1)	P_{tot}	200	mW
Thermal Resistance , Junction to Ambient (1)	$R_{\theta JA}$	635	°C/W
Junction Temperature Range	T_J	-55 to +125	°C
Storage Temperature Range	T_{STG}	-55 to +150	°C

NOTE:

1. FR-4 Board = 70 X 60 X 1mm.

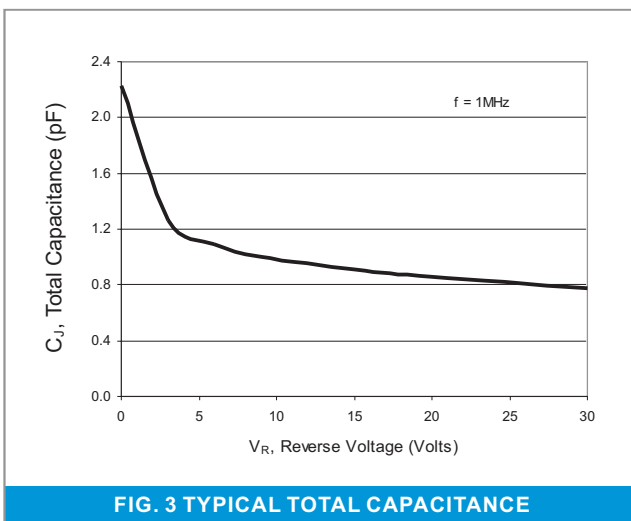
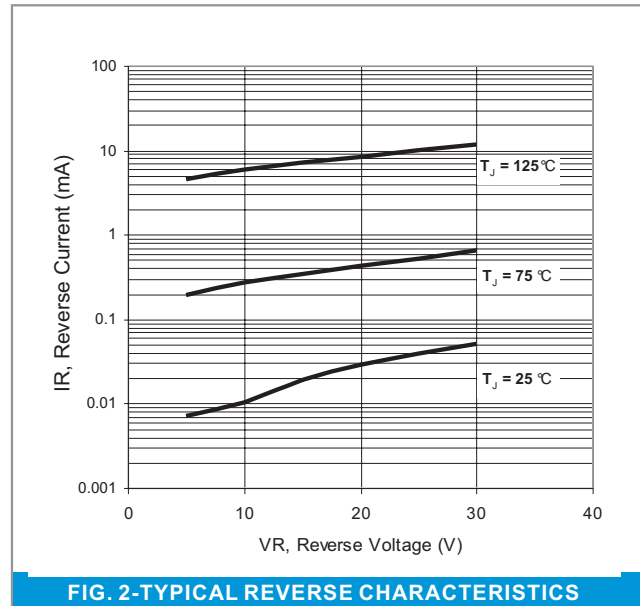
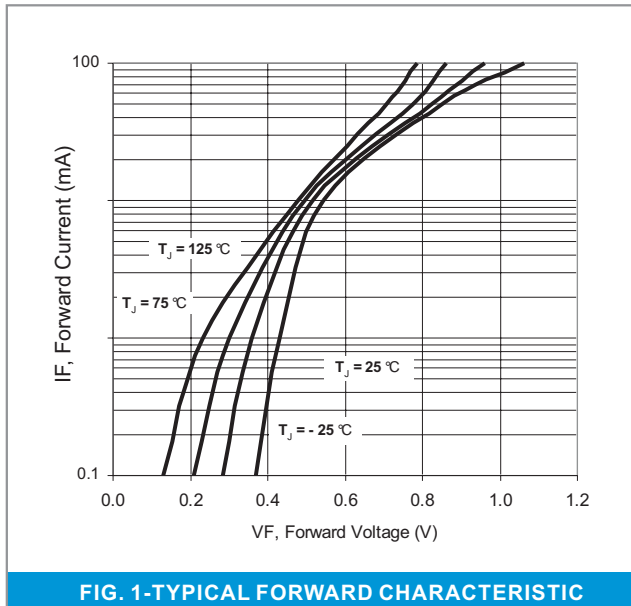


MMBD330WS

ELECTRICAL CHARACTERISTICS ($T_J=25^\circ\text{C}$ unless otherwise noted)

Parameter	Symbol	Test Condition	Min.	Typ.	Max.	Units
Reverse Breakdown Voltage	$V_{(BR)}$	$I_R=10\mu\text{A}$	30	-	-	V
Reverse Leakage Current	I_R	$V_R=25\text{V}$	-	-	0.2	μA
Forward Voltage	V_F	$I_F=1.0\text{mA}$	-	-	0.45	V
Forward Voltage	V_F	$I_F=10\text{mA}$	-	-	0.6	V
Total Capacitance	C_J	$V_R=15\text{V}, f=1.0\text{MHz}$	-	-	1.5	pF

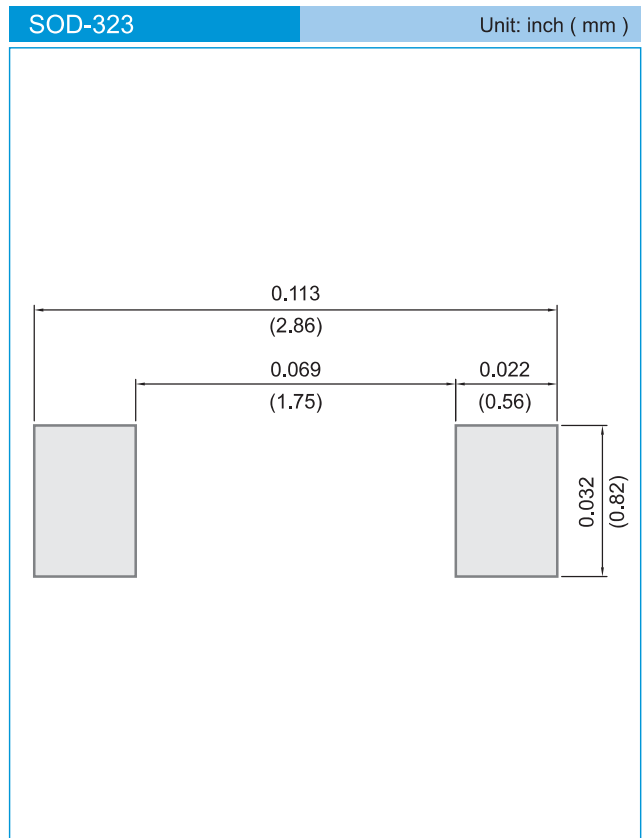
ELECTRICAL CHARACTERISTICS CURVES





MMBD330WS

MOUNTING PAD LAYOUT



ORDER INFORMATION

- Packing information
 - T/R - 12K per 13" plastic Reel
 - T/R - 5K per 7" plastic Reel

LEGAL STATEMENT

Copyright PanJit International, Inc 2009

The information presented in this document is believed to be accurate and reliable. The specifications and information herein are subject to change without notice. Pan Jit makes no warranty, representation or guarantee regarding the suitability of its products for any particular purpose. Pan Jit products are not authorized for use in life support devices or systems. Pan Jit does not convey any license under its patent rights or rights of others.