


Slide DIP Switch

A6TN

Knife-edge Structure with High Contact Pressure Mechanism Assures High reliability

- Knife-edge structure enables washing without seal.
- Improved solder heat resistance (peak solder temperature: 265 °C).

RoHS Compliant





NEW

Ordering Information

■ List of Models

Tube packaging type

Type and color of actuator		Flat actuator (white)	Raised actuator (white)
No. of poles	Quantity per tube		
1	100	A6TN-1101	A6TN-1104
2	60	A6TN-2101	A6TN-2104
3	45	A6TN-3101	A6TN-3104
4	35	A6TN-4101	A6TN-4104
5	30	A6TN-5101	A6TN-5104
6	25	A6TN-6101	A6TN-6104
7	20	A6TN-7101	A6TN-7104
8	20	A6TN-8101	A6TN-8104
9	15	A6TN-9101	A6TN-9104
10	15	A6TN-0101	A6TN-0104

Note: Order in multiples of the package quantity.

Specifications

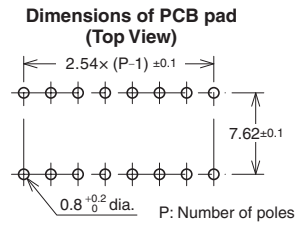
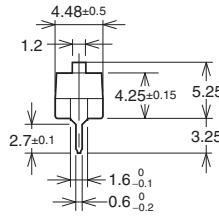
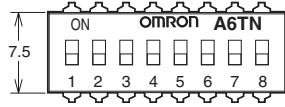

■ Ratings/Characteristics

Rating	25 mA at 24 VDC, 10 μA (minimum current) at 3.5 VDC			
Ambient operating temperature	-30 to 85 °C at 60% max. (with no icing or condensation)			
Ambient operating humidity	35% to 95% (at 5 to 35 °C)			
Insulation resistance	100 MΩ min. (at 100 VDC)			
Contact resistance	200 mΩ max. (initial value)			
Dielectric strength	300 VAC for 1 min between terminals			
Vibration resistance	Malfunction: 10 to 55 Hz, 1.5-mm double amplitude			
Shock resistance	Malfunction: 490 m/s ² min.			
Durability	Electrical: 1,000 operations min.			
Operating force	0.98 to 7.9 N {100 to 806 gf}			
Weight	0.31 g (2 poles)	0.58 g (4 poles)	0.84 g (6 poles)	1.1 g (8 poles) 1.36 g (10 poles)

Dimensions

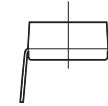
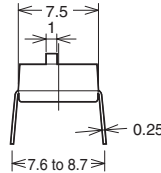
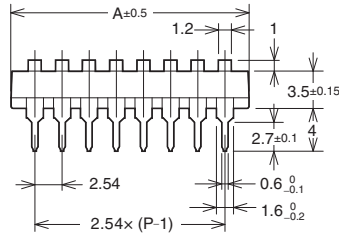

- Note:** 1. All units are in millimeters unless otherwise indicated.
 2. Unless otherwise specified, a tolerance of ± 0.4 mm applies to all dimensions.

■ Flat actuator A6TN-□101



1 pole type

■ Raised actuator A6TN-□104



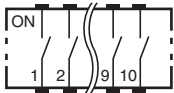
Raised actuator

Flat actuator

No. of poles	Models		A
	Flat actuator	Raised actuator	
1	A6TN-1101	A6TN-1104	4.48
2	A6TN-2101	A6TN-2104	7.0
3	A6TN-3101	A6TN-3104	9.6
4	A6TN-4101	A6TN-4104	12.1
5	A6TN-5101	A6TN-5104	14.6
6	A6TN-6101	A6TN-6104	17.2
7	A6TN-7101	A6TN-7104	19.7
8	A6TN-8101	A6TN-8104	22.3
9	A6TN-9101	A6TN-9104	24.8
10	A6TN-0101	A6TN-0104	27.3

Internal Connection

■ Contact Form (Top View)



Precautions

Be sure to read the Safety precautions common to all DIP Switches for correct use.

ALL DIMENSIONS SHOWN ARE IN MILLIMETERS.
 To convert millimeters into inches, multiply by 0.03937. To convert grams into ounces, multiply by 0.03527.