

#### General Specifications

Resistive Element	Thick film
Substrate	Beryllium Oxide ceramic
Finish	Thick Film Silver

#### Electrical Specifications

Resistance Range:	See chart, $\pm 2\%$
Frequency Range;	DC – 4.0 GHz
Power:	5 Watts
V.S.W.R.	<1.25:1

Tolerance is  $\pm 0.010"$ , unless otherwise specified. Designed to meet or exceed applicable portions of MIL-E-5400. Operating temperature is  $-55^{\circ}\text{C}$  to  $150^{\circ}\text{C}$  (see chart for derating temperatures).

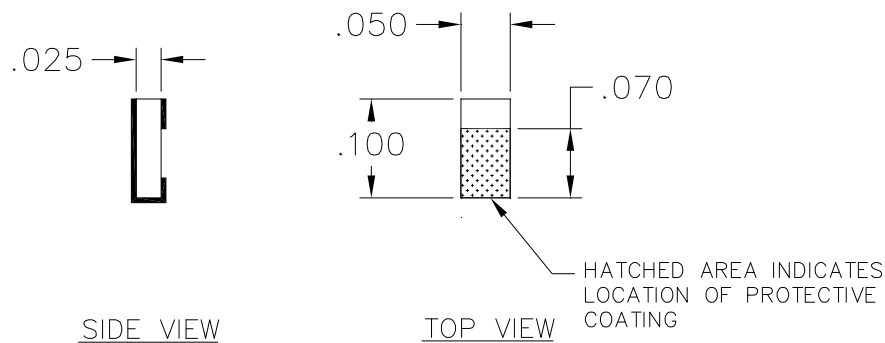
All dimensions in inches.

Specifications subject to change with out notice.


#### Features:

- DC – 4.0 GHz
- 5 Watts
- BeO Ceramic
- Non-Nichrome Resistive Element
- Low VSWR
- 100% Tested
- RoHS Compliant

#### Outline Drawing



A5BXXXX1A (097) Rev B

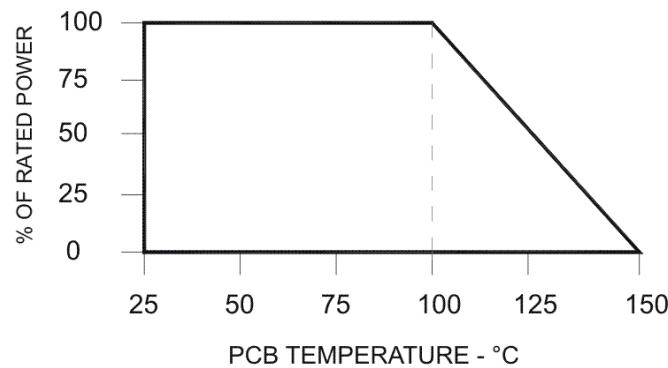


## Resistance rating chart

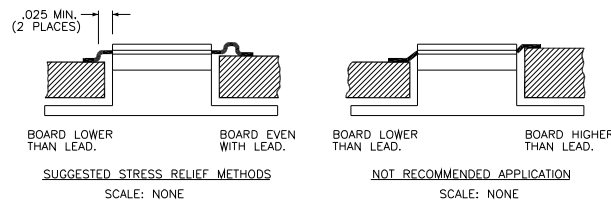


Part Number	Resistance	Material
A5B50X1A	50 Ω	BeO .025"
A5B100X1A	100 Ω	BeO .025"

## Power De-rating:



## Mounting Footprint and Procedure:




### SUGGESTED MOUNTING PROCEDURES:

1. MAKE SURE THAT THE DEVICES ARE MOUNTED ON FLAT SURFACES (.001" UNDER THE DEVICE) TO OPTIMIZE THE HEAT TRANSFER.
2. POSITION DEVICE ON MOUNTING SURFACE AND SOLDER IN PLACE USING A INDALLOY TYPE OR A SN96 TYPE SOLDER.
3. SOLDER LEADS IN PLACE USING SN96 TYPE SOLDER WITH A CONTROLLED TEMPERATURE IRON (260°C).

A5BXXX1A (097) Rev B

USA/Canada: (315) 432-8909  
Toll Free: (800) 544-2414  
Europe: +44 2392-232392

Available on Tape and Reel For Pick and Place Manufacturing.



**Anaren**  
What'll we think of next?™