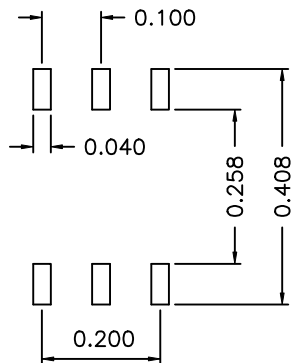
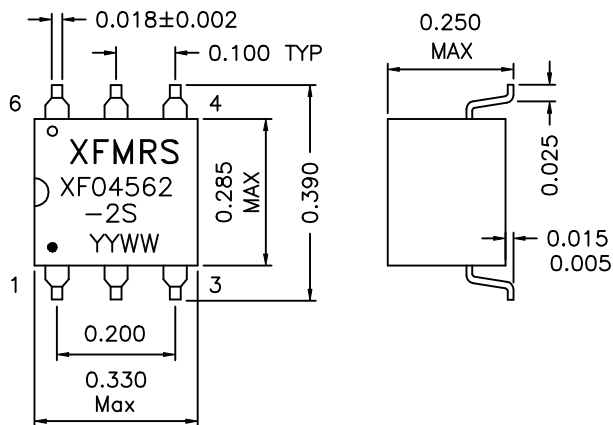


1. Dimensions:

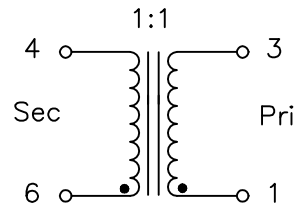


SUGGESTED PCB LAYOUT

Notes:

1. Solderability: Leads shall meet MIL-STD-202, Method 208D for solderability.
2. Flammability: UL94V-0
3. ASTM oxygen index: > 28%
4. Insulation System: Class F 155°C. UL file E151556
5. Operating Temperature Range: All listed parameters are to be within tolerance from -40°C to +85°C
6. Storage Temperature Range: -55°C to +125°C
7. Aqueous wash compatible

2. Schematic:



3. Electrical Specifications:

- ISOLATION: 1500VAC
- TURNS RATIO: (PIN 1-3):(PIN 6-4)=1:1±2%
- PIN1-3 OCL: 45uH Min @100KHz 100mV
- PRI LL: 0.12uH Maximum @100KHz 100mV SEC SHORTED
- PIN1-2 Cw/w: 13pF Maximum @100KHz 100mV
- PIN2-6 DCR: 0.350 Ohms Maximum
- PIN1-5 DCR: 0.350 Ohms Maximum

Note: Meets the UL1459 specification for isolation.

DOC. REV A/1

XFMRs Inc	Title: TRANSFORMER		
	UNLESS OTHERWISE SPECIFIED	P/N: XF04562-2S	REV. A
TOLERANCES: .xxx ±0.010	DWN.	廖玉坤	Jul-26-01
Dimensions in INCH	CHK.	李清儿	Jul-26-01
SHEET 1 OF 1	APP.	Joe Huff	Jul-26-01