


CTCR75F Series

From 1.2 μH to 470 μH

SPECIFICATIONS

Parts are only available in $\pm 20\%$ inductance tolerance.



Part Number	Inductance (μH)	L Test Freq. (.Hz)	DCR Max. (Ω)	Rated DC (A)
CTCR75F-1R2M	1.2	7.96M	0.0156	6.0
CTCR75F-1R5M	1.5	7.96M	0.0170	5.5
CTCR75F-2R2M	2.2	7.96M	0.0195	4.5
CTCR75F-2R7M	2.7	7.96M	0.0221	4.2
CTCR75F-3R3M	3.3	7.96M	0.0247	3.7
CTCR75F-3R9M	3.9	7.96M	0.0273	3.5
CTCR75F-4R7M	4.7	7.96M	0.0300	3.1
CTCR75F-5R6M	5.6	7.96M	0.0325	2.8
CTCR75F-6R8M	6.8	7.96M	0.0364	2.7
CTCR75F-8R2M	8.2	7.96M	0.0416	2.5
CTCR75F-100M	10	2.52M	0.07	2.3
CTCR75F-120M	12	2.52M	0.08	2.0
CTCR75F-150M	15	2.52M	0.09	1.8
CTCR75F-180M	18	2.52M	0.10	1.6
CTCR75F-220M	22	2.52M	0.11	1.5
CTCR75F-270M	27	2.52M	0.12	1.3
CTCR75F-330M	33	2.52M	0.13	1.2
CTCR75F-390M	39	2.52M	0.16	1.1
CTCR75F-470M	47	2.52M	0.18	1.1
CTCR75F-560M	56	2.52M	0.24	0.94
CTCR75F-680M	68	2.52M	0.28	0.85
CTCR75F-820M	82	2.52M	0.37	0.78
CTCR75F-101M	100	1.0k	0.43	0.72
CTCR75F-121M	120	1.0k	0.47	0.66
CTCR75F-151M	150	1.0k	0.64	0.58
CTCR75F-181M	180	1.0k	0.71	0.51
CTCR75F-221M	220	1.0k	0.96	0.49
CTCR75F-271M	270	1.0k	1.11	0.42
CTCR75F-331M	330	1.0k	1.26	0.40
CTCR75F-391M	390	1.0k	1.77	0.36
CTCR75F-471M	470	1.0k	1.96	0.34

CHARACTERISTICS

Description: SMD power inductor

Applications: VTR power supplies, OA equipment, LCD televisions, PC notebooks, portable communication equipment, DC/DC converters

Operating Temperature: -40°C to $+100^{\circ}\text{C}$

Inductance Tolerance: $\pm 20\%$

Testing: Inductance is tested on an HP4284A or HP4285A at specified frequency

Packaging: Tape & Reel

Marking: Marked with inductance code

Rated DC: This indicates the value of current when the inductance is 10% lower than its initial value at D.C. superimposition or D.C. current when at $\Delta T=40^{\circ}\text{C}$, whichever is lower.

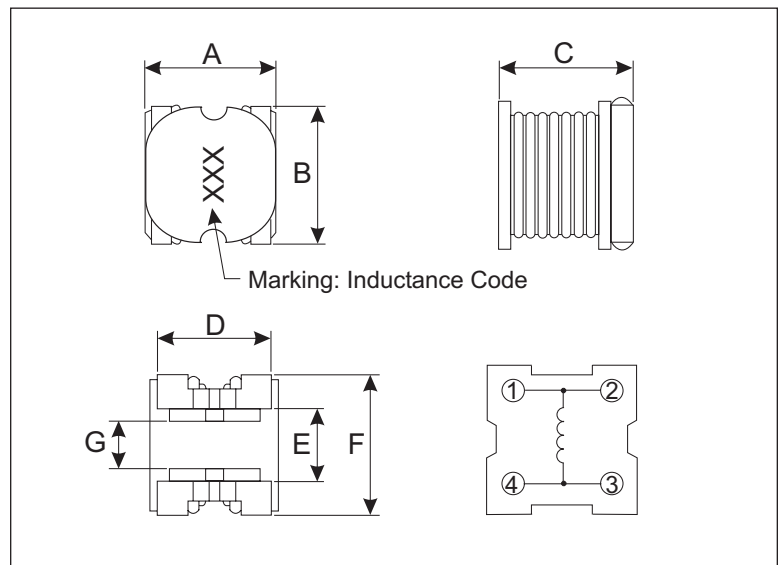
Miscellaneous: RoHS Compliant.

Additional Information: Additional electrical & physical information available upon request

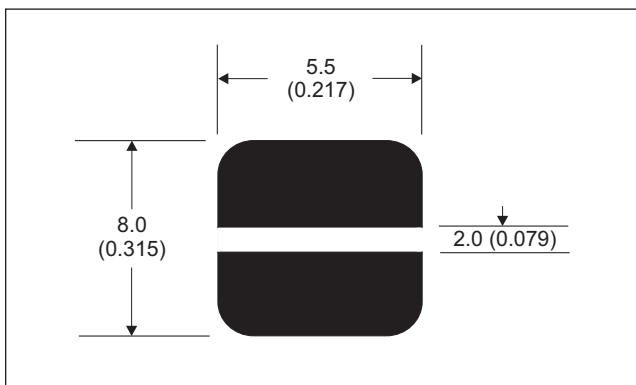
Samples available. See website for ordering information.

PHYSICAL DIMENSIONS

Size	A Max.	B Max.	C Max.	D	E	F	G
mm	7.3	8.1	5.5	4.7	4.3	7.8	2.4
inches	0.287	0.319	0.217	0.185	0.169	0.307	0.094



RECOMMENDED LAND PATTERN



06.11.08