

**PLEASE CHECK WWW.MOLEX.COM FOR LATEST PART INFORMATION**

**Part Number:** [0014562207](#)  
**Status:** **Active**  
**Overview:** [cgrid\\_sl\\_products](#)  
**Description:** 2.54mm (.100") Pitch SL™ Insulation Displacement Connector Assembly, Female, Single Row, Version A, Nonpolarized, Wire Size 24, 0.76µm (30µ") Gold (Au), 20 Circuits

**Documents:**

[3D Model](#) [Product Specification PS-70400 \(PDF\)](#)  
[Drawing \(PDF\)](#) [RoHS Certificate of Compliance \(PDF\)](#)

**Agency Certification**

CSA LR19980  
 UL E29179

**General**

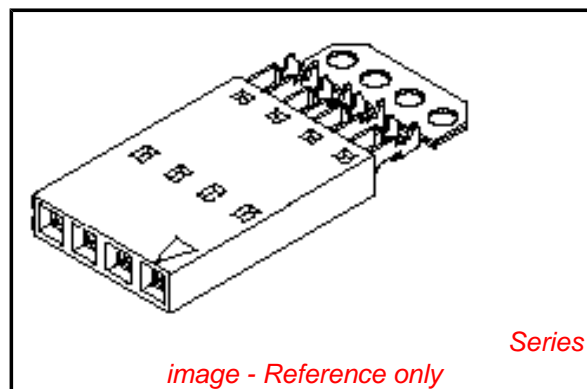
Product Family Ribbon Cable / Wire Trap Connectors  
 Series [70400](#)  
 Comments Terminals Preloaded  
 Component Type Housing  
 Glow-Wire Compliant No  
 Overview [cgrid\\_sl\\_products](#)  
 Product Name SL™

**Physical**

Circuits (Loaded) 20  
 Color - Resin Black  
 Durability (mating cycles max) 50  
 Entry Angle Vertical  
 Flammability 94V-0  
 Lock to Mating Part None  
 Material - Metal Phosphor Bronze  
 Material - Plating Mating Gold  
 Material - Plating Termination Tin  
 Material - Resin Polyester Alloy  
 Number of Rows 1  
 PCB Retention None  
 Packaging Type Tube  
 Pitch - Mating Interface (in) 0.100 In  
 Pitch - Mating Interface (mm) 2.54 mm  
 Plating min: Mating (µin) 30  
 Plating min: Mating (µm) 0.75  
 Plating min: Termination (µin) 75  
 Plating min: Termination (µm) 1.875  
 Polarized to Mating Part No  
 Stackable Yes  
 Surface Mount Compatible (SMC) N/A  
 Temperature Range - Operating -40°C to +105°C  
 Termination Interface: Style IDT or Pierce  
 Wire Insulation Diameter 1.35mm (.053") max.  
 Wire Size AWG 24  
 Wire/Cable Type Discrete Wire, Ribbon Cable

**Electrical**

Current - Maximum per Contact 3A  
 Voltage - Maximum 250V



**EU RoHS**

**ELV and RoHS  
 Compliant**  
**REACH SVHC  
 Not Reviewed**  
**Halogen-Free  
 Status  
 Not Reviewed**

**China RoHS**



**Need more information on product environmental compliance?**

Email [productcompliance@molex.com](mailto:productcompliance@molex.com)  
 For a multiple part number RoHS Certificate of Compliance, [click here](#)

Please visit the [Contact Us](#) section for any non-product compliance questions.

**Search Parts in this Series**

[70400Series](#)

**Mates With**

Single Row headers and housings, [8624](#) , [70203](#) , [42375](#) , [42377](#)

**Use With**

[7307](#) Tinned 28AWG, [7767](#) Topcoat 28AWG, [24241](#) Tinned 26AWG, [8996](#) Topcoat 26AWG, [24226](#) Tinned 24AWG, [8997](#) Topcoat 24AWG, [24369](#) High Flex 26AWG, [24389](#) High Flex 24AWG

**Application Tooling | FAQ**

*Tooling specifications and manuals are found by selecting the products below. Crimp Height Specifications are then contained in the Application Tooling Specification document.*

**Global**

Description	Product #
Hawk Semi-Automatic Discrete	<a href="#">0011201337</a>

**Material Info**

Old Part Number 70400-1069

**Reference - Drawing Numbers**

Product Specification PS-70400  
Sales Drawing SDA-70400-1051-1074

Wire Terminator for  
SL - Rebuilt US\*  
Hawk™ Ribbon 0623003000  
Cable Terminator for  
SL without Break-off  
Hawk™ Semi- 0623004900  
Automatic Discrete  
Wire Terminator  
for SL - Rebuilt CE  
Approved\*  
Hawk™ Flat Flex 0623005200  
Cable Terminator for  
SL with Break-off  
Hawk™ Ribbon 0623005300  
Cable Terminator  
with for SL Break-off  
IDT Discrete 0621000700  
Handtool Module for  
SL™  
Hawk™ Semi- 0623003100  
Automatic Discrete  
Wire Terminator for  
SL

This document was generated on 05/21/2010

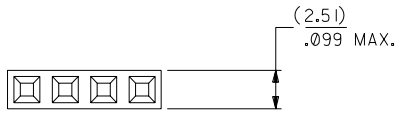
**PLEASE CHECK [WWW.MOLEX.COM](http://WWW.MOLEX.COM) FOR LATEST PART INFORMATION**

# OPTION A

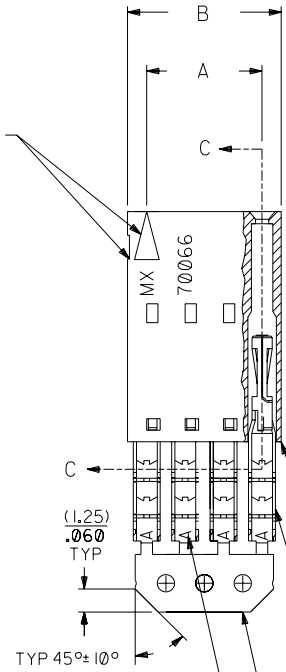
## NOTES:

- 1) TO BE USED WITH (24) AWG. STRANDED WIRE WITH (1.35)/.053 DIA. MAX. INSULATION.
- 2) SEE CHART FOR CIRCUIT SIZES.
- 3) STANDARD PACKAGING PER PK-70400-0001. OPTIONAL PACKAGING MAY BE AVAILABLE, REQUEST DWG. PK-70400
- 4) PARTS STACKABLE END TO END AND SIDE BY SIDE ON (2.54)/.100 CENTERS.
- 5) REFER TO PRODUCT SPECIFICATION: PS-70400.
- 6) SEE DWG. SDA-70400-\*\*\*\* (SHT. 5) FOR OPTIONAL HOUSING DETAILS.
- 7) 4 CIRCUIT SHOWN.
- 8) TO MATE WITH MOLEX (2.54)/.100 CENTERLINE HEADERS.

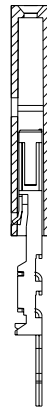
9) 2 CIRCUIT ASSEMBLIES SUPPLIED AS GROUPED PAIRS.



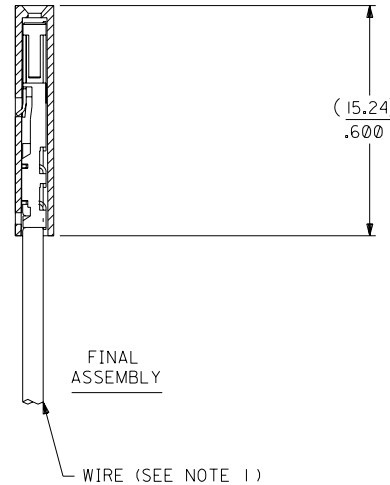
CIRCUIT NO. 1  
SLOT OR ARROW



### SECTION C-C



PRE-LOADED ASSEMBLY



FINAL ASSEMBLY

HOUSING PART NO. 70066-\*\*\*\*  
MATERIAL: G.F. POLYESTER, 94V-0

TERMINAL PART NO. 70028-\*\*\*\*  
MATERIAL: PHOSPHOR BRONZE  
PLATING PER ES-88-\*\*\*

30 GOLD - .000030 MIN. GOLD IN SELECT AREA WITH .000075 MIN. TIN IN SELECT AREA OVER .000050 MIN. NICKEL OVER-ALL.

\*THE PRIMARY SHIPPING CARTON WILL BE LABELED "COMPLIANT TO ROHS DIRECTIVE 2002/95/EC AND ELV ANNEX II OF DIRECTIVE 2000/53/EC". CARTONS WITHOUT THIS LABEL MAY CONTAIN PRODUCT WITH LEAD.

I.D. SLOT CODE TO WIRE GAUGE CHART	
I.D. SLOT CODE	WIRE GAUGE
A	24 AWG.

PLATING CODE (STRIPE ON CARRIER STRIP)	
PLATING	COLOR
30 GOLD	RED

CKT. SIZE	DIMENSIONS (INCH)		EDP. NO.	ENG. NO.
	A	B		
2	( 2.54 ) .100	( 5.05 ) .199	14-56-2027	A-70400-1051
3	( 5.08 ) .200	( 7.59 ) .299	14-56-2037	A-70400-1052
4	( 7.62 ) .300	( 10.13 ) .399	14-56-2047	A-70400-1053
5	( 10.16 ) .400	( 12.67 ) .499	14-56-2057	A-70400-1054
6	( 12.70 ) .500	( 15.21 ) .599	14-56-2067	A-70400-1055
7	( 15.24 ) .600	( 17.75 ) .699	14-56-2077	A-70400-1056
8	( 17.78 ) .700	( 20.29 ) .799	14-56-2087	A-70400-1057
9	( 20.32 ) .800	( 22.83 ) .899	14-56-2097	A-70400-1058
10	( 22.86 ) .900	( 25.37 ) .999	14-56-2107	A-70400-1059
11	( 25.54 ) 1.000	( 27.91 ) 1.099	14-56-2117	A-70400-1060
12	( 27.94 ) 1.100	( 30.45 ) 1.199	14-56-2127	A-70400-1061
13	( 30.48 ) 1.200	( 32.99 ) 1.299	14-56-2137	A-70400-1062
14	( 33.02 ) 1.300	( 35.53 ) 1.399	14-56-2147	A-70400-1063
15	( 35.56 ) 1.400	( 38.07 ) 1.499	14-56-2157	A-70400-1064
16	( 38.01 ) 1.500	( 40.61 ) 1.599	14-56-2167	A-70400-1065
17	( 40.64 ) 1.600	( 43.15 ) 1.699	14-56-2177	A-70400-1066
18	( 43.18 ) 1.700	( 45.69 ) 1.799	14-56-2187	A-70400-1067
19	( 45.72 ) 1.800	( 48.23 ) 1.899	14-56-2197	A-70400-1068
20	( 48.26 ) 1.900	( 50.77 ) 1.999	14-56-2207	A-70400-1069
21	( 50.80 ) 2.000	( 53.31 ) 2.099	14-56-2217	A-70400-1070
22	( 53.34 ) 2.100	( 55.85 ) 2.199	14-56-2227	A-70400-1071
23	( 55.88 ) 2.200	( 58.39 ) 2.299	14-56-2237	A-70400-1072
24	( 58.42 ) 2.300	( 60.93 ) 2.399	14-56-2247	A-70400-1073
25	( 60.96 ) 2.400	( 63.47 ) 2.499	14-56-2257	A-70400-1074

I.D. SLOT CODE TO WIRE GAUGE CHART	
I.D. SLOT CODE	WIRE GAUGE
A	24 AWG.

PLATING CODE (STRIPE ON CARRIER STRIP)	
PLATING	COLOR
30 GOLD	RED

REVISED PER	DATE	BY	REVISIONS
REVISOR	DATE	BY	REVISIONS
REVISOR	DATE	BY	REVISIONS

DIMENSIONS SHOWN (METRIC) INCH	
INCH	METRIC
3 PLACE ± .010	---
2 PLACE ± .014	± 0.25
1 PLACE ---	± 0.35

TITLE		REVISE ONLY ON CAD SYSTEM	
ASSEMBLY, SL CONNECTOR (SINGLE ROW- (2.54)/.100 GRID)			
MOLEX INCORPORATED		SHEET NO.	DATE
LITSE,ILL. 60532		U.S.A.	10 / 10 / 84
PART NO. SDA-70400-1051-1074		DRWG. NO.	
SEE CHART		SDA-70400-1051-1074	
FILE NAME	THIS DRAWING CONTAINS INFORMATION THAT IS PROPRIETARY TO MOLEX INC. AND SHOULD NOT BE USED WITHOUT WRITTEN PERMISSION.	DRW. BY	DATE
S70400AX7		DA	