

PLEASE CHECK WWW.MOLEX.COM FOR LATEST PART INFORMATION

Part Number: [0908143916](#)
Status: **Active**
Overview: [picoflex](#)
Description: 1.27mm (.050") Pitch Picoflex® PF-50 SMT Header, Vertical, Low Profile, Surface Mount, Gold, 16 Circuits, Glow Wire Compatible

Documents:

[3D Model](#) [Product Specification PS-99020-0011 \(PDF\)](#)
[Drawing \(PDF\)](#) [RoHS Certificate of Compliance \(PDF\)](#)

Agency Certification

UL E29179

General

Product Family PCB Headers
 Series [90814](#)
 Application Wire-to-Board
 Application Tooling Part Link 690081070
 Comments Low Profile SMT
 Overview [picoflex](#)
 Product Name Picoflex®

Physical

Breakaway No
 Circuits (Loaded) 16
 Color - Resin Black, Natural
 Durability (mating cycles max) 100
 First Mate / Last Break No
 Flammability 94V-0
 Glow-Wire Compliant Yes
 Guide to Mating Part No
 Keying to Mating Part None
 Lock to Mating Part Yes
 Material - Metal Brass
 Material - Plating Mating Gold
 Material - Resin High Temperature Thermoplastic
 Number of Rows 1
 Orientation Vertical
 PCB Locator Yes
 PCB Retention Yes
 PCB Thickness Recommended (in) 0.063 In
 PCB Thickness Recommended (mm) 1.60 mm
 Packaging Type Tube
 Pitch - Mating Interface (in) 0.050 In
 Pitch - Mating Interface (mm) 1.27 mm
 Pitch - Term. Interface (in) 0.050 In
 Pitch - Term. Interface (mm) 1.27 mm
 Plating min: Mating (µin) 30.4
 Plating min: Mating (µm) 0.76
 Plating min: Termination (µin) 4
 Plating min: Termination (µm) 0.1
 Polarized to Mating Part Yes
 Polarized to PCB Yes
 Shrouded Open Ends
 Stackable No
 Surface Mount Compatible (SMC) Yes



Series

image - Reference only

EU RoHS

ELV and RoHS Compliant

REACH SVHC

Contains SVHC: No

Halogen-Free

Status

Not Reviewed

China RoHS



Need more information on product environmental compliance?

Email productcompliance@molex.com
 For a multiple part number RoHS Certificate of Compliance, [click here](#)

Please visit the [Contact Us](#) section for any non-product compliance questions.

Search Parts in this Series

[90814Series](#)

Mates With

[90327 IDT Connector](#)

Application Tooling | FAQ

Tooling specifications and manuals are found by selecting the products below. Crimp Height Specifications are then contained in the Application Tooling Specification document.

Global

Description	Product #
Extraction Tool (Plastic) for 90327 Connector, 4-26 Circuit	0690081070

Temperature Range - Operating	-40°C to +105°C
Termination Interface: Style	Surface Mount

Electrical

Current - Maximum per Contact	2.4A
Voltage - Maximum	250V AC/DC

Solder Process Data

Duration at Max. Process Temperature (seconds)	5
Lead-free Process Capability	Reflow Capable (SMT only)
Max. Cycles at Max. Process Temperature	1
Process Temperature max. C	230

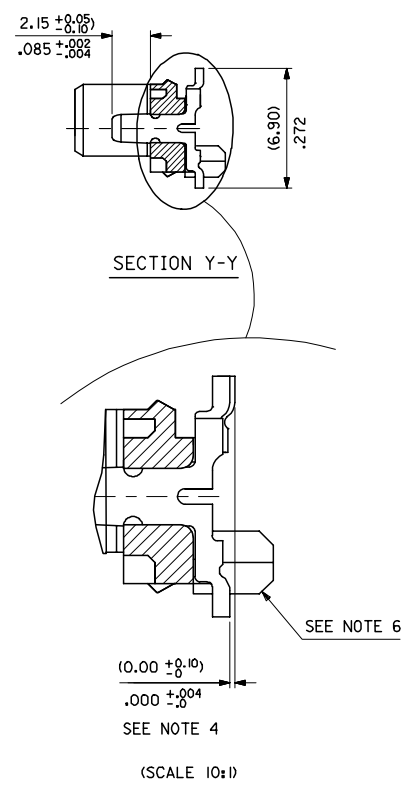
Material Info

Reference - Drawing Numbers

Packaging Specification	SDA-90814-9001
Product Specification	PS-99020-0011
Sales Drawing	SDA-90814

This document was generated on 06/08/2010

PLEASE CHECK WWW.MOLEX.COM FOR LATEST PART INFORMATION



- NOTES:
- MATERIAL: HOUSING: NYLON 4/6 30% G.F., UL 94 V-0, NATURAL (BEIGE)
TERMINAL- CARTRIDGE BRASS (0.28)/0.11 REF THICK
 - PLATING:
TIN: TIN (3-5UM)/120uIN-200uIN OVER (1.27UM)/51uIN MIN NICKEL.
GOLD: (0.76UM)/30UIN SELECTIVE GOLD AND (0.10-0.20UM)/4UIN-8UIN GOLD FLASH OVER (1.27UM)/50UIN NICKEL UNDERCOAT
 - MATES WITH MOLEX 90327 PART SERIES
 - ALL SMT TAILS TO LIE WITHIN A COPLANARITY BAND OF (0.0)/.0 - (0.10)/.004 REF. FROM EACH OTHER.
 - FOR TAPE & REEL PACKAGING DETAILS SEE SDA-90814-9001
 - PCB PEGS ARE OPTIONAL
 - PCB LAYOUT SHOWN ON SHEET 2

90814 - **

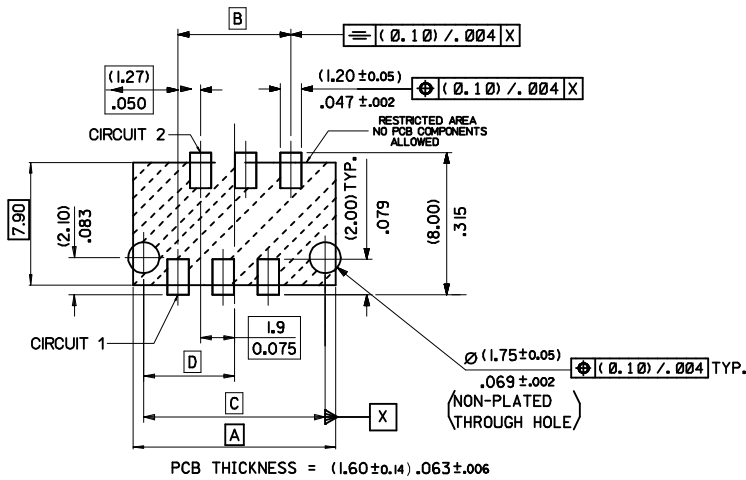
CIRCUIT SIZE

	PCB PEGS	TUBE PACKED	TAPE & REEL PACKED	POLARIZING PEG HEIGHT DIM. E
0	YES	YES	NO	(6.40)/.252
2	YES	NO	YES	(6.40)/.252
3	NO	YES	NO	(6.40)/.252
5	NO	NO	YES	(6.40)/.252
6	NO	YES	NO	(4.10)/.161
7	NO	NO	YES	(4.10)/.161
8	YES	YES	NO	(4.10)/.161
9	YES	NO	YES	(4.10)/.161

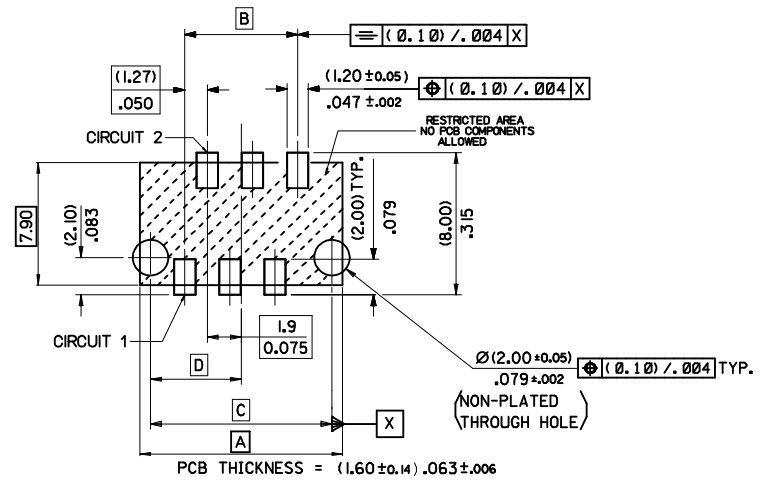
0= (3-5UM)/120-200UIN TIN VERSION
3= (0.76UM)/30UIN GOLD VERSION

90814-**-34	34	(46.96)/1.849	(41.91)/1.650	(45.76)/1.802	10	NO
90814-**-26	26	(36.80)/1.449	(31.75)/1.250	(35.60)/1.402	14	YES
90814-**-24	24	(34.26)/1.349	(29.21)/1.150	(33.06)/1.302	15	YES
90814-**-22	22	(31.72)/1.249	(26.67)/1.050	(30.52)/1.202	16	YES
90814-**-20	20	(29.18)/1.149	(24.13)/.950	(27.98)/1.102	18	YES
90814-**-18	18	(26.64)/1.049	(21.59)/.850	(25.44)/1.002	20	YES
90814-**-16	16	(24.10)/.949	(19.05)/.750	(22.90)/.902	22	YES
90814-**-14	14	(21.56)/.849	(16.51)/.650	(20.36)/.802	25	YES
90814-**-12	12	(19.02)/.749	(13.97)/.550	(17.82)/.702	28	YES
90814-**-10	10	(16.48)/.649	(11.43)/.450	(15.28)/.602	32	YES
90814-**-08	8	(13.94)/.549	(8.89)/.350	(12.74)/.502	38	YES
90814-**-06	6	(11.40)/.449	(6.35)/.250	(10.20)/.402	46	YES
90814-**-04	4	(8.86)/.349	(3.81)/.150	(7.66)/.302	60	YES
PART NO.	NUMBER OF CKTS	DIMN. A	DIMN. B	DIMN. C	QUANTITY OF PARTS PER TUBE (-0**/-*3**/-*6** & -*8** VERSIONS)	TOOLED

REDUCED CO-PL TOL EC NO: E2007-0304 DRWN: IDEMNEY 2006/11/07 CHKD: DMORLARTY 2006/11/07 APPR: IDEMNEY 2006/11/13	QUALITY SYMBOLS ▽=0 ▽=0	GENERAL TOLERANCES (UNLESS SPECIFIED)		DIMENSION STYLE MM/IN		SCALE 5:1	DESIGN UNITS METRIC	THIRD ANGLE PROJECTION			
		4 PLACES ± --- ± ---	3 PLACES ± --- ±.004	DRAWN BY DMCNAMAR	DATE 2001/08/16	TITLE PICO FLEX SMT HEADER					
		2 PLACES ±0.10 ± ---	1 PLACE ± --- ± ---	CHECKED BY PCURTIN	DATE 2001/08/16	MOLEX INCORPORATED					
		ANGULAR ±1/2°		APPROVED BY MWILHITE	DATE 2001/08/16	MATERIAL NO. SDA-90814	DOCUMENT NO.	SHEET NO. 1 OF 2			
DRAFT WHERE APPLICABLE MUST REMAIN WITHIN DIMENSIONS		SEE CHART		THIS DRAWING CONTAINS INFORMATION THAT IS PROPRIETARY TO MOLEX INCORPORATED AND SHOULD NOT BE USED WITHOUT WRITTEN PERMISSION							



PCB LAYOUT FOR TRANSITION FIT WITH PCB PEGS
 HEADER VERSIONS 90814-0**/-*2**/-*8**/-*9**,
 VIEWED FROM COMPONENT SIDE



PCB LAYOUT FOR CLEARANCE FIT WITH PCB PEGS
 HEADER VERSIONS 90814-0**/-*2**/-*8**/-*9**,
 VIEWED FROM COMPONENT SIDE



PCB THICKNESS = (1.60 ± 0.14) .063 ± 0.006

PCB LAYOUT FOR HEADERS WITHOUT PCB PEGS
 HEADER VERSIONS 90814-3**/-*5**/-*6**/-*7**,
 VIEWED FROM COMPONENT SIDE

90814-0034	34	(46.96)/1.849	(41.91)/1.650	(45.76)/1.802	(22.88)/.901
90814-0026	26	(36.80)/1.449	(31.75)/1.250	(35.60)/1.402	(17.80)/.701
90814-0024	24	(34.26)/1.349	(29.21)/1.150	(33.06)/1.302	(16.53)/.651
90814-0022	22	(31.72)/1.249	(26.67)/1.050	(30.52)/1.202	(15.26)/.601
90814-0020	20	(29.18)/1.149	(24.13)/.950	(27.98)/1.102	(13.99)/.551
90814-0018	18	(26.64)/1.049	(21.59)/.850	(25.44)/1.002	(12.72)/.501
90814-0016	16	(24.10)/.949	(19.05)/.750	(22.90)/.902	(11.45)/.451
90814-0014	14	(21.56)/.849	(16.51)/.650	(20.36)/.802	(10.18)/.401
90814-0012	12	(19.02)/.749	(13.97)/.550	(17.82)/.702	(8.91)/.351
90814-0010	10	(16.48)/.649	(11.43)/.450	(15.28)/.602	(7.64)/.301
90814-0008	8	(13.94)/.549	(8.89)/.350	(12.74)/.502	(6.37)/.251
90814-0006	6	(11.40)/.449	(6.35)/.250	(10.20)/.402	(5.10)/.201
90814-0004	4	(8.86)/.349	(3.81)/.150	(7.66)/.302	(3.83)/.151
PART NO.	NUMBER OF CKTS	DIMN. A	DIMN. B	DIMN. C	DIMN. D

ADDED PART FOOTPRINT EC NO: E2009-0235 DRAWN:BYRNES 2008/11/07 CHKD: 2008/11/10 APPR: WALLACE 2008/11/10	QUALITY SYMBOLS ▽=0 ▽=0	GENERAL TOLERANCES (UNLESS SPECIFIED)	DIMENSION STYLE MM ONLY	SCALE 5:1	DESIGN UNITS METRIC	THIRD ANGLE PROJECTION
	4 PLACES ± --- ± --- 3 PLACES ± --- ± --- 2 PLACES ± 0.10 ± --- 1 PLACE ± 0.2 ± --- ANGULAR ± 1/2°	mm INCH	DRAWN BY DMCNAMAR	DATE 2001/08/23	TITLE PICOFLEX SMT HEADER	MOLEX INCORPORATED
DRAFT WHERE APPLICABLE MUST REMAIN WITHIN DIMENSIONS		APPROVED BY MWILHITE	DATE 2001/08/23	DOCUMENT NO. SDA-90814	SHEET NO. 2 OF 2	
		THIS DRAWING CONTAINS INFORMATION THAT IS PROPRIETARY TO MOLEX INCORPORATED AND SHOULD NOT BE USED WITHOUT WRITTEN PERMISSION				