


ECM Surface Mount Oscillator



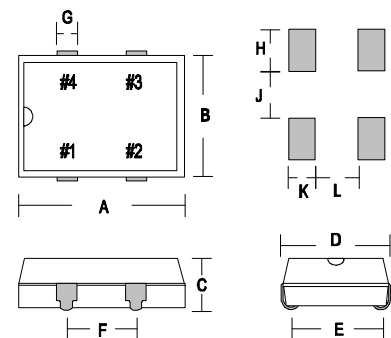
Epson SG615 Series

- SMD Oscillator with Heat Resisting Crystal
- Output Enable
- Low Current Consumption
- Superior Shock Resistance
- High Density Mounting SMD Oscillator

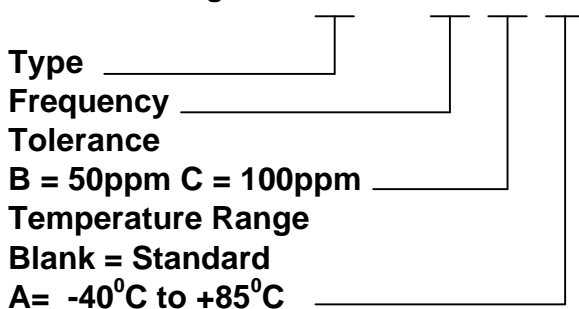


| Parameter | SG615P | SG615PTJ | SG615PH |
|--|--|-----------------------|----------------------|
| Frequency Range | 1.025MHz to 26.0MHz | 26.0001 to 66.6667MHz | |
| Frequency Stability | B type +/-50ppm C type +/-100ppm | | |
| Supply Voltage | 5.0V +/-10% | | |
| Supply Current | 23mA max | 35mA max | |
| Load (CMOS) (TTL) | 50pF max 10TTL max | - 5TTL max | 50pF max |
| Duty Cycle (CMOS) (TTL) | 40 / 60 45 / 55 | - 45 / 55 | 40 / 60 - |
| Output Rise (CMOS) Times (TTL) | 8nS max 8nS max | - 5nS max | 7nS max - |
| Output Fall (CMOS) Times (TTL) | 8nS max 8nS max | - 2nS max | 7nS max - |
| Output Enable Voh Disable Voltage Vol | 2.0V min 0.8V min | 3.5V min 1.5V max | 2.0V min 0.8V max |
| Start-up Time | 4mS max | 10mS max | |
| Aging | +/-5ppm / year max | | |
| Operating Temp | -10°C to +70°C -40°C to +85°C available | | |

| Environmental & Mechanical | |
|----------------------------|--|
| Mechanical Shock | EIAJ ED-4701 A-124 |
| Thermal Shock | EIAJ ED-4701-b-131 |
| Vibration | EIAJ ED-4701 A-121 |
| Soldering Condition | 260°C for 10 Seconds max 230°C within 3 Minutes |



Part Numbering : **SG615P 6.0M B A**



| Pin | 1 | 2 | 3 | 4 |
|----------|----------|------------|-----|-----|
| Function | Tristate | GND / Case | O/P | VDD |

| A | B | C | D | E | F |
|-------|------|------|------|------|------|
| 14.00 | 8.65 | 4.31 | 9.80 | 7.62 | 5.08 |

| G | H | J | K | L |
|------|------|------|------|------|
| 0.51 | 3.00 | 5.80 | 1.30 | 3.80 |

Dimensions in mm

ECM Electronics Limited, Penmaen House, Ashington, West Sussex, RH20 3JR, UK
Tel: +44(0)1903 892810: Fax: +44(0)1903 892738. Email: ecm@ecmelectronics.co.uk

Although we have attempted to accurately reflect the products we market. ECM reserve the right without prior notice to discontinue any product or make design changes we believe necessary.