

Preliminary W522AXXX DATA SHEET



PWM SYNTHESIZER

GENERAL DESCRIPTION

W522AXXX is a synthesis IC that utilizes the 8-bit PCM coding method to generate high quality voice effects. In order to save power, the W522AXXX provides PWM output to drive speaker directly without extra transistor and resistor.

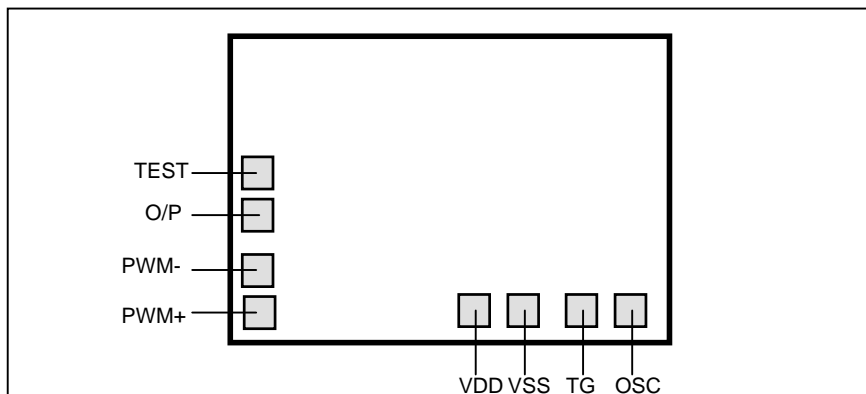
The W522AXXX's part number and corresponding duration time at various sampling rate listed as below:

Part number	Duration @ 4KHz	Duration @ 4.8KHz	Duration @ 6KHz	Duration @ 8KHz
W522A008	12.00 seconds	10.00 seconds	8.00 seconds	6.00 seconds
W522A010	16.00 seconds	13.00 seconds	10.50 seconds	8.00 seconds

FEATURES

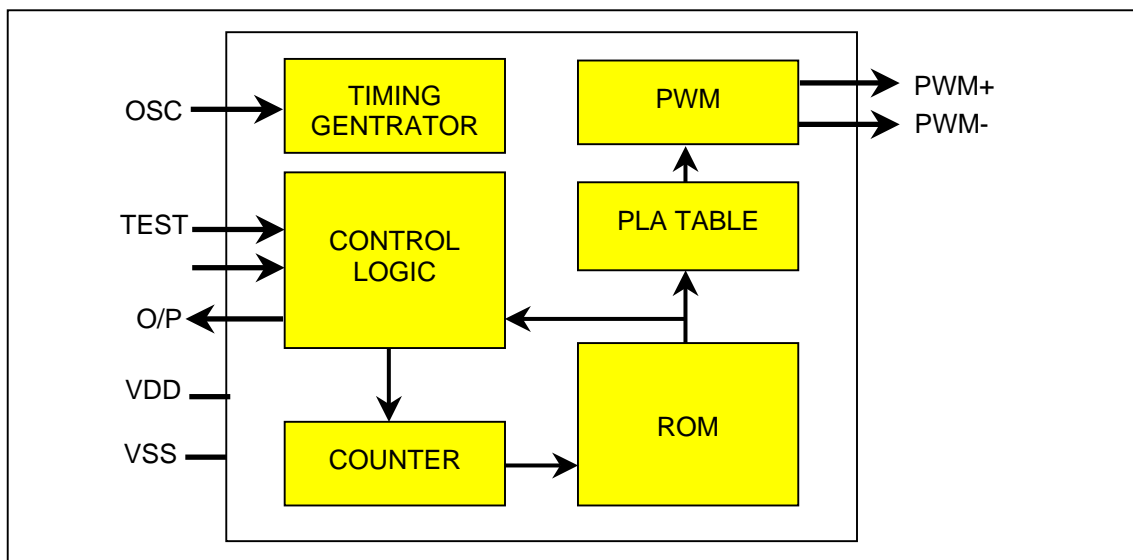
- Wide operating voltage range: 2.4 to 5.5 volts
- 8-bit PCM algorithm for high sound quality
- PWM output to directly drive speaker
- Provides 1 direct trigger input (including CDS control circuit) with following mask option of play modes:
 - One shot (enable or disable interruption)
 - Toggle ON/OFF
 - Level hold
 - Complete cycle level hold (enable or disable interruption)
 - Single cycle level hold
- Provides 1 output with following mask options:
 - Active high or low in BUSY signal output while voice playing (not including silence)
 - LED flash type: 1.5Hz, 3Hz or 6Hz.
 - LED volume control: $\frac{1}{4}$, $\frac{1}{2}$, $\frac{3}{4}$.
- Maximum duration (voice duration + silence) in repeat cycle is around 21 seconds at 6 KHz
- Repeat number 1 to 8 can be mask optioned for both one shot and single-cycle level hold
- Two kinds of trigger input de-bounce time (10 mS or 50 μ S) by mask option
- Four kinds of frequencies, 4/4.8/6/8 KHz, can be chosen by mask option

PIN DESCRIPTION



PIN NAME	I/O	DESCRIPTION
TEST	I	Test pin with internally pull-high
O/P	O	Output: BUSY, LED flash by mask option
PWM+/PWM-	O	PWM driver positive/negative output
VDD	Power	Positive power supply for oscillator, logical cells and PWM driver
VSS	Ground	
TG	I	Trigger input
OSC	I	Resistor of ring oscillator is connected between OSC and VDD

BLOCK DIAGRAM



ABSOLUTE MAXIMUM RATINGS

PARAMETER	SYMBOL	CONDITIONS	RATED VALUE	UNIT
Power Supply	VDD-VSS	-	-0.3 to +7.0	V
Input Voltage	VIN	All Inputs	VSS -0.3 to VDD +0.3	V
Storage Temp.	TSTG	-	-55 to +150	°C
Operating Temp.	TOPR	-	0 to +70	°C

Note: Exposure to conditions beyond those listed under Absolute Maximum Ratings may adversely affect the life and reliability of the device.

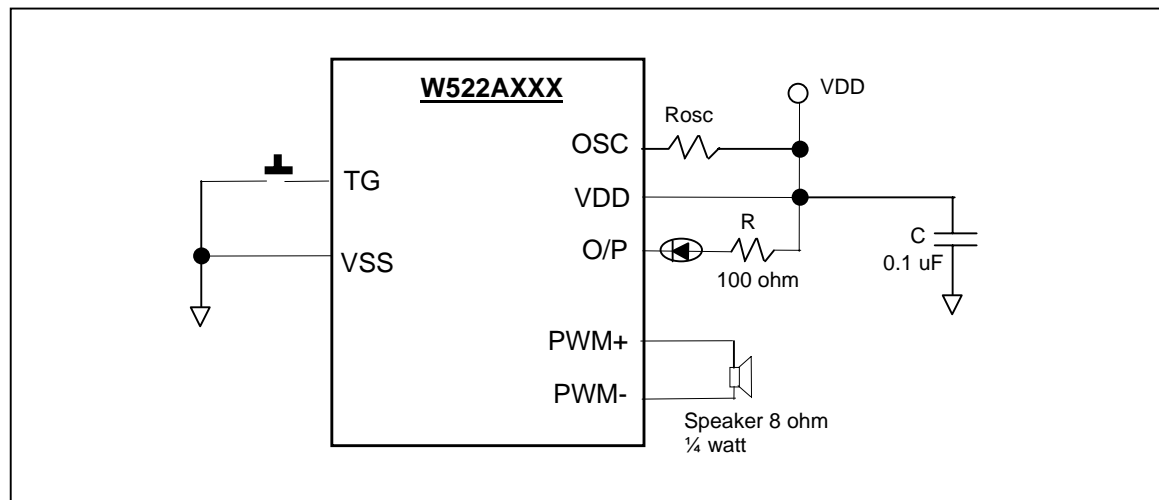
ELECTRICAL CHARACTERISTICS

(TA = 25° C, VSS = 0 V)

PARAMETER	SYM.	CONDITIONS	LIMITS			UNIT
			MIN.	TYP.	MAX.	
Operating Voltage	VDD	-	2.4	3	5.5	V
Input Voltage	VIL	All Input Pins	VSS-0.3	-	0.3*VDD	V
	VIH		0.7 VDD	-	VDD	
Standby Current	IDD1	VDD = 3V, No Playing	-	-	1.0	μA
	IDD2	VDD = 4.5V, No Playing	-	-	1.0	
Operating Current	IOP1	VDD = 3V, No Load	-	-	4	mA
	IOP2	VDD = 5V, No Load	-	-	8	
Input Current for TG	IIN	VDD = 3V, VIN = 0V	4	8	12	μA
Input Current TEST	ITEST	VDD = 3V, VTEST = 3V	6	10	20	μA
PWM drive current	IPD	VDD = 3V, RL = 8 Ω	-130	-	-	mA
PWM sink current	IPS	VDD = 3V, RL = 8 Ω	130	-	-	mA
Output Current	IOL	VDD = 3V, VOUT = 1V	10	-	-	mA
	IOH	VDD = 3V, VOUT = 2V	-5	-	-	
Oscillation Freq.	FOSC	VDD = 3V, ROSC = Typ.	2.7	3	3.3	MHz
		VDD = 4.5V, ROSC = Typ.	2.7	3	3.3	
Oscillation Freq. Deviation by Voltage Drop	$\frac{\Delta F_{osc}}{F_{osc}}$	$\frac{[F(5.5V) - F(2.4V)]}{F(2.4V)}$	-	-	10	%

Note: Rosc = typical value = 510K ohm

APPLICATION CIRCUIT



Notes:

1. In principle, the playing speed determined by R_{osc} should correspond to the sampling rate during the coding phase. The playing speed may be adjusted by varying R_{osc} . The typical value of R_{osc} is 510K ohm.
2. The capacitor, C (0.1 μF), shunted between **VDD** and **VSS** is necessary for PWM output.
3. R is used to limit the current on the LED.
4. No warranty for production.



Headquarters

No. 4, Creation Rd. III,
Science-Based Industrial Park,
Hsinchu, Taiwan
TEL: 886-3-5770066
FAX: 886-3-5665577
<http://www.winbond.com.tw/>

Taipei Office

9F, No.480, Rueiguang Rd.,
Neihu Chiu, Taipei, 114,
Taiwan, R.O.C.
TEL: 886-2-8177-7168
FAX: 886-2-8751-3579

Winbond Electronics Corporation America

2727 North First Street, San Jose,
CA 95134, U.S.A.
TEL: 1-408-9436666
FAX: 1-408-5441798

Winbond Electronics Corporation Japan

7F Daini-ueno BLDG, 3-7-18
Shinyokohama Kohoku-ku,
Yokohama, 222-0033
TEL: 81-45-4781881
FAX: 81-45-4781800

Winbond Electronics (Shanghai) Ltd.

27F, 2299 Yan An W. Rd. Shanghai,
200336 China
TEL: 86-21-62365999
FAX: 86-21-62365998

Winbond Electronics (H.K.) Ltd.

Unit 9-15, 22F, Millennium City,
No. 378 Kwun Tong Rd.,
Kowloon, Hong Kong
TEL: 852-27513100
FAX: 852-27552064

Please note that all data and specifications are subject to change without notice.
All the trade marks of products and companies mentioned in this data sheet belong to their respective owners.