



# MINIATURE ENCAPSULATED TELECOMMUNICATION HIGH IMPEDANCE TRANSFORMER

## A. Electrical Specifications (@ 25° C)

1. Primary Impedance; 10kΩ
2. Secondary Impedance; 10kΩ
3. Primary Inductance; 6.5H MIN @ 200Hz, 10mVrms, Lp Measured (1-3)
4. Leakage Inductance; 22mH MAX @ 1kHz, 10mVrms Measured (1-3) with 6 & 4 shorted
5. DC Resistance;
  - (1-3):485Ω ±15%
  - (6-4):485Ω ±15%
6. Turns Ratio; (1-3):(6-4)=1:1.00 ±2%
7. Shunt Loss; 22kΩ MIN @ 200Hz, 10mVrms, Rp Measured (1-3)
8. Dielectric Strength; 1875Vrms 1 second @ Pri-Sec



UL #E208555

MODEL NUMBER

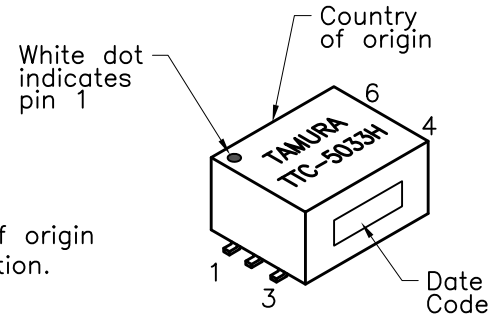
TTC-5033

REV. Status

REVISION -  
04/30/04 MP

REVISION A  
ADDED REFLOW  
PROFILE & RoHS  
11/13/07 YS

B. Marking; TTC-5033H, TAMURA, date code and country of origin "H" designates Safety Agency Approved family classification.

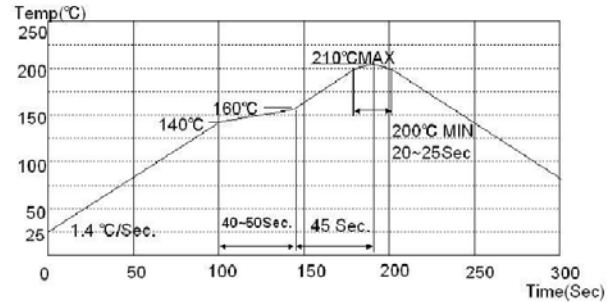
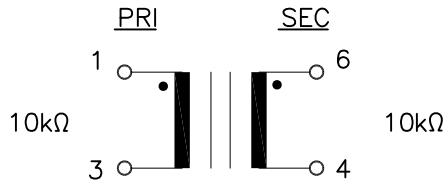


C. Safety; Certified to UL60950, EN60950

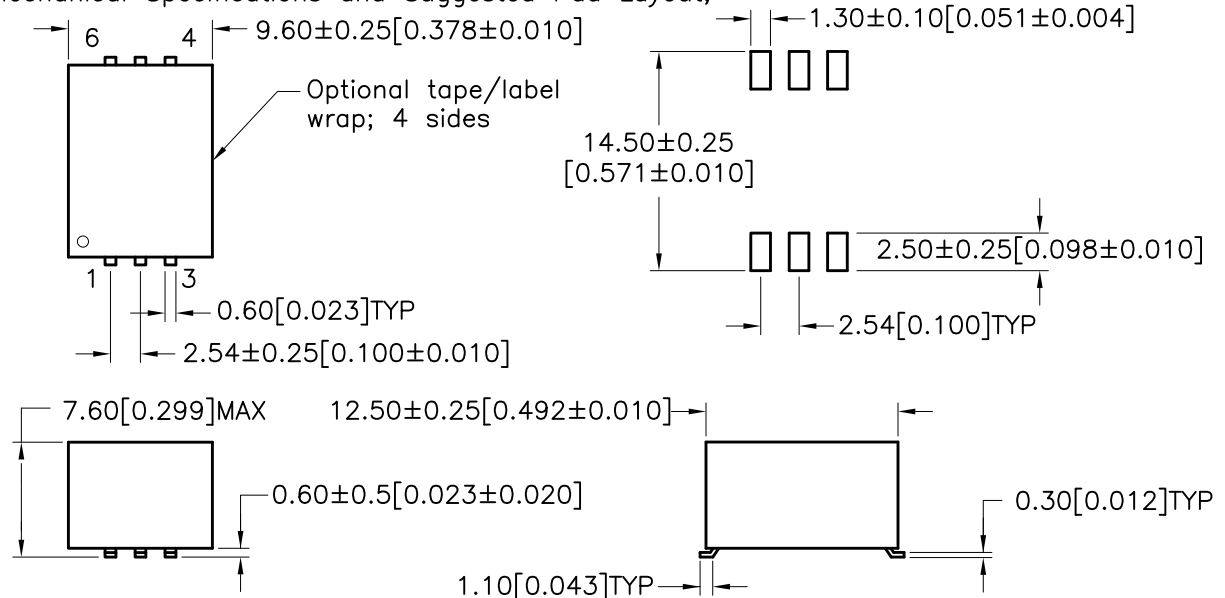
D. Schematic;

E. Suggested Reflow Profile (Terminal)

Customer to determine proper profile based on actual conditions.



F. Mechanical Specifications and Suggested Pad Layout;



PREPARED BY:

K. BRENNAN

ENGINEER:

M. PITCHAI

SAFETY ENGINEER

B. OCONNELL

APPROVED:

Y. SEKIGUCHI

DWG CONTROL NO. P-A1-13339  
ACAD\TTC\A1133391.DWG

REV A

TELECOMMUNICATION TRANSFORMER

TAMURA CORPORATION OF AMERICA  
43352 BUSINESS PARK DRIVE, TEMECULA, CA. 92590-6624  
(951) 699-1270 FAX 9516769482

TTC-5033

MODEL SPECIFICATION

DIM: mm(In) SCL: 2/1 SH: 1 OF 1

PROPRIETARY NOTICE: THIS DRAWING PRINT OR DOCUMENT AND SUBJECT MATTER DISCLOSED HEREIN ARE PROPRIETARY ITEMS TO WHICH TAMURA RETAINS THE EXCLUSIVE RIGHT OF DISSEMINATION, REPRODUCTION, MANUFACTURE AND SALE. THIS DRAWING, PRINT OR DOCUMENT IS SUBMITTED IN CONFIDENCE FOR CONSIDERATION BY THE RECIPIENT ALONE UNLESS PERMISSION FOR FURTHER DISCLOSURE IS EXPRESSLY GRANTED IN WRITING.