


CBRSDSH5-40
SURFACE MOUNT
5 AMP SILICON
SCHOTTKY BRIDGE RECTIFIER



www.centrialsemi.com

DESCRIPTION:

The CENTRAL SEMICONDUCTOR CBRSDSH5-40 is a full wave bridge rectifier mounted in a durable epoxy surface mount case, utilizing glass passivated chips.



MARKING: FULL PART NUMBER

FEATURES:

- Low Leakage Current (40µA TYP @ V_{RRM})
- High 5.0A Current Rating
- Low V_F Schottky Diodes (500mV MAX @ $I_F=5.0A$)

• Device is **Halogen Free** by design

MAXIMUM RATINGS: ($T_A=25^\circ C$ unless otherwise noted)

	SYMBOL		UNITS
Peak Repetitive Reverse Voltage	V_{RRM}	40	V
DC Blocking Voltage	V_R	40	V
RMS Reverse Voltage	$V_R(RMS)$	28	V
Average Forward Current ($T_A=60^\circ C$)	I_O	5.0	A
Peak Forward Surge Current (8.3ms)	I_{FSM}	110	A
Operating and Storage Junction Temperature	T_J, T_{stg}	-50 to +125	$^\circ C$
Typical Thermal Resistance (Note 1)	θ_{JA}	40	$^\circ C/W$
Typical Thermal Resistance	θ_{JL}	15	$^\circ C/W$

ELECTRICAL CHARACTERISTICS PER DIODE: ($T_A=25^\circ C$ unless otherwise noted)

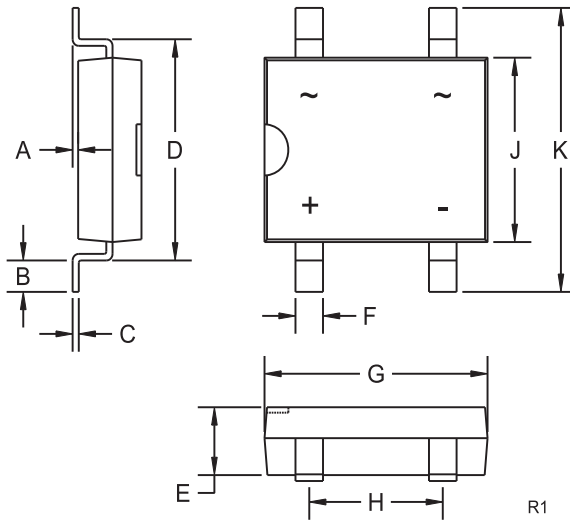
SYMBOL	TEST CONDITIONS	TYP	MAX	UNITS
I_R	$V_R=40V$	40	70	μA
V_F	$I_F=1.0A$	370		mV
V_F	$I_F=2.0A$	400		mV
V_F	$I_F=3.0A$	430		mV
V_F	$I_F=4.0A$	460		mV
V_F	$I_F=5.0A$	500	550	mV
C_J	$V_R=4.0V, f=1.0MHz$	400	500	pF

Notes: (1) Devices mounted on PCB with 13mm x 13mm copper pads.

CBRSDSH5-40
SURFACE MOUNT
5 AMP SILICON
SCHOTTKY BRIDGE RECTIFIER



SMDIP CASE - MECHANICAL OUTLINE



DIMENSIONS				
SYMBOL	INCHES		MILLIMETERS	
	MIN	MAX	MIN	MAX
A	0.004	0.008	0.10	0.20
B	0.040	0.060	1.02	1.52
C	0.009		0.23	
D	0.290	0.310	7.37	7.87
E	0.086	0.098	2.18	2.49
F	0.038	0.042	0.97	1.07
G	0.316	0.335	8.03	8.51
H	0.195	0.205	4.95	5.21
J	0.245	0.255	6.22	6.48
K	0.360	0.410	9.14	10.41

SMDIP (REV: R1)

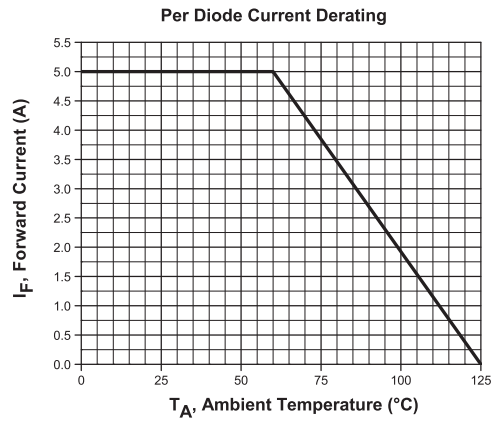
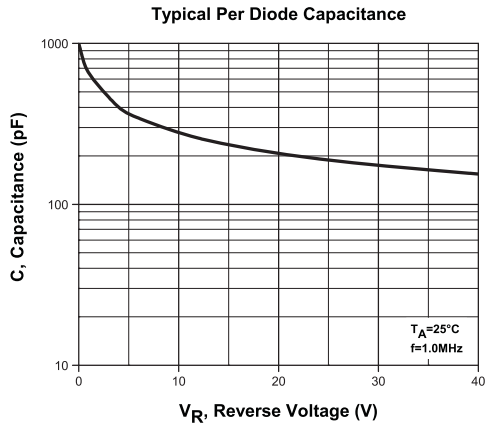
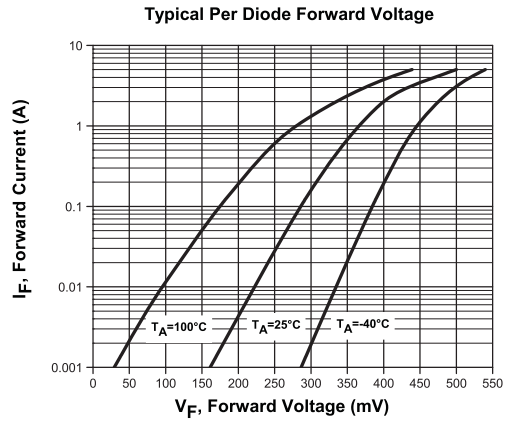
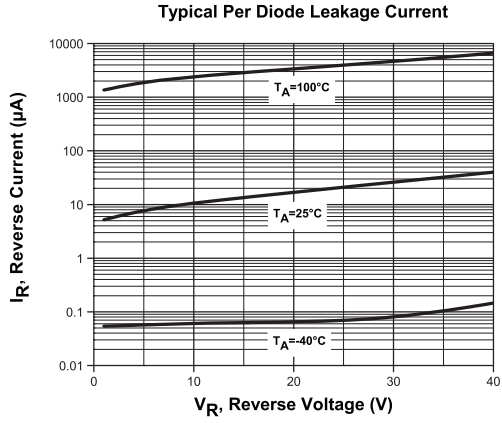
MARKING: FULL PART NUMBER

R5 (4-January 2010)

CBRSDSH5-40
SURFACE MOUNT
5 AMP SILICON
SCHOTTKY BRIDGE RECTIFIER



TYPICAL ELECTRICAL CHARACTERISTICS



R5 (4-January 2010)