

## 13 and 43 Standard



13



43

- PC Board Mountable Pressure Sensor
- 0-100 mV Output
- Current Excitation
- Gage and Absolute
- Temperature Compensated

### DESCRIPTION

The 13 and 43 are temperature compensated, piezoresistive silicon pressure sensors packaged in a TO-8 configuration. It provides excellent performance and long-term stability.

Gage and absolute pressure ranges from 0-2 to 0-250 psi are available. Integral temperature compensation is provided over a range of 0-50°C using laser-trimmed resistors. An additional laser-trimmed resistor is included to normalize pressure sensitivity variations by programming the gain of an external differential amplifier. This provides sensitivity interchangeability of  $\pm 1\%$ .

Please refer to the 13 and 43 1 psi datasheets for low pressure applications.

### FEATURES

- TO-8 Package
- 0°C to 50°C Compensated Temperature Range
- $\pm 0.1\%$  Non Linearity
- 1.0% Interchangeable Span (provided by gain set resistor)
- Solid State Reliability

### APPLICATIONS

- Medical Instruments
- Process Control
- Factory Automation
- Altitude Measurement
- Vacuum Measurement
- Handheld Calibrators

### STANDARD RANGES

Range	psig	psia
0 to 2	•	
0 to 5	•	•
0 to 10	•	•
0 to 15	•	•
0 to 30	•	•
0 to 50	•	•
0 to 100	•	•
0 to 250	•	•

# 13 and 43 Standard

## PERFORMANCE SPECIFICATIONS

**Supply Current: 1.5mA**

**Ambient Temperature: 25°C (unless otherwise specified)**

PARAMETERS	MIN	TYP	MAX	UNITS	NOTES
Span	75	100	150	mV	1
Span (2 psi version)	30		60	mV	1
Zero Pressure Output	-2		2	mV	
Pressure Non Linearity	-0.1	±0.05	0.1	%Span	2
Pressure Hysteresis	-0.05	±0.01	0.05	%Span	
Input & Output Resistance	2500	4400	6000	Ω	
Temperature Error – Span	-0.5	±0.3	0.5	%Span	3
Temperature Error – Zero	-0.5	±0.1	0.5	%Span	3
Thermal Hysteresis – Zero		±0.1		%Span	3
Supply Current		1.5	2.0	mA	
Response Time (10% to 90%)		1.0		mS	4
Output Noise (10Hz to 1kHz)		1.0		μV p-p	
Insulation Resistance (50 Vdc)	50			M Ω	5
Long Term Stability (Offset & Span)		±0.1		%Span	6
Pressure Overload			3X	Rated	7
Compensated Temperature	0		50	°C	
Operating Temperature	-40		+125	°C	
Storage Temperature	-50		+150	°C	
Weight			3	grams	
Solder Temperature	250°C Max 5 Sec.				
Media	Non-Corrosive Dry Gases Compatible with Silicon, Pyrex, RTV, Gold, Nickel, and Aluminum				

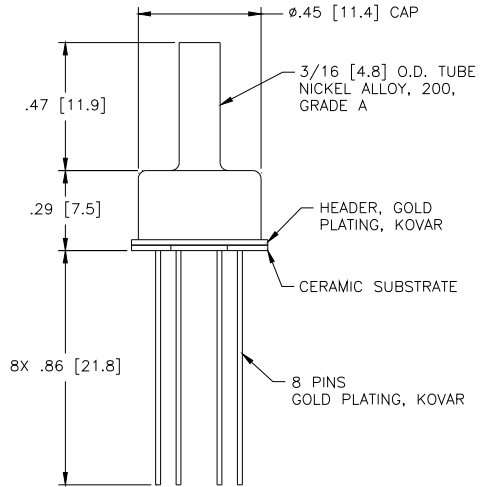
### Notes

1. Ratiometric to supply current.
2. Best fit straight line.
3. Maximum temperature error between 0°C and 50°C with respect to 25°C. For 2psi devices, Temperature Error – Zero is ±1.25%.
4. For a zero-to-full scale pressure step change.
5. Minimum resistance between case and pins.
6. Long term stability over a one year period with constant current and temperature.
7. 2X maximum for 250 psi device. 20 psi maximum for 2 and 5 psi devices.

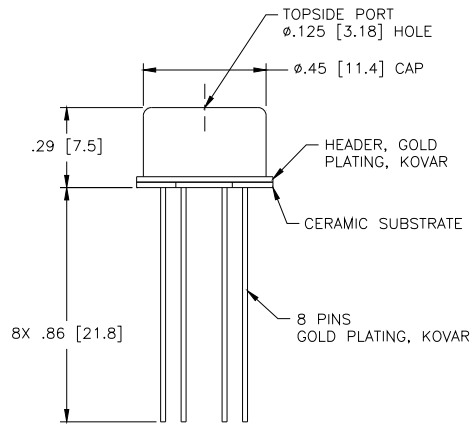
# 13 and 43 Standard

## DIMENSIONS

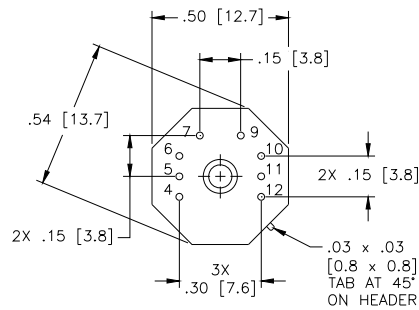
DIMENSIONS ARE IN INCHES [mm]



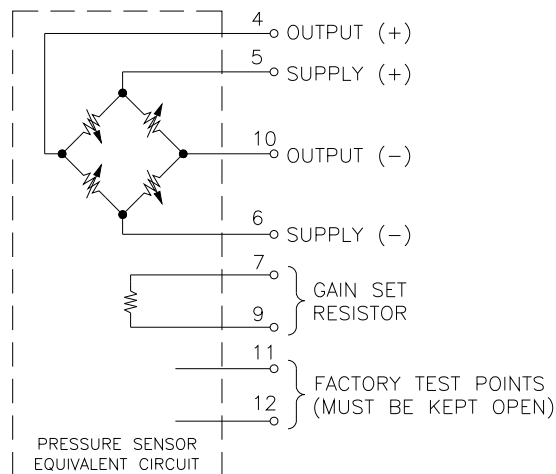
MODEL 13



MODEL 43

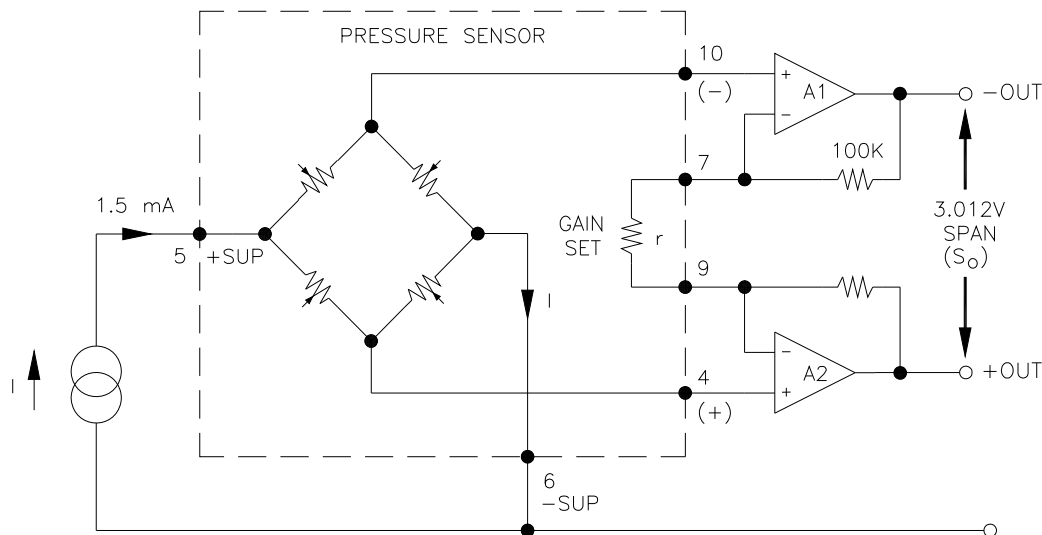


## CONNECTIONS



# 13 and 43 Standard

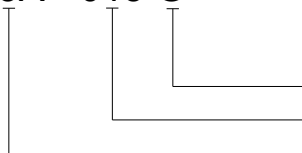
## APPLICATION SCHEMATIC



APPLICATION SCHEMATIC

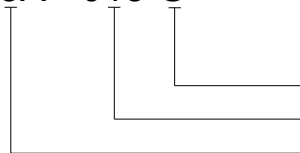
## ORDERING INFORMATION

13A - 015 G



Type (G = Gage, A = Absolute)  
Pressure Range  
Model

43A - 015 G



Type (G = Gage, A = Absolute)  
Pressure Range  
Model

### NORTH AMERICA

Measurement Specialties  
45738 Northport Loop West  
Fremont, CA 94538  
Tel: 1-800-767-1888  
Fax: 1-510-498-1578  
Sales: [pfg.cs.amer@meas-spec.com](mailto:pfg.cs.amer@meas-spec.com)

### EUROPE

Measurement Specialties  
(Europe), Ltd.  
26 Rue des Dames  
78340 Les Clayes-sous-Bois, France  
Tel: +33 (0) 130 79 33 00  
Fax: +33 (0) 134 81 03 59  
Sales: [pfg.cs.emea@meas-spec.com](mailto:pfg.cs.emea@meas-spec.com)

### ASIA

Measurement Specialties  
(China), Ltd.  
No. 26 Langshan Road  
Shenzhen High-Tech Park (North)  
Nanshan District, Shenzhen 518107  
China  
Tel: +86 755 3330 5088  
Fax: +86 755 3330 5099  
Sales: [pfg.cs.asia@meas-spec.com](mailto:pfg.cs.asia@meas-spec.com)

The information in this sheet has been carefully reviewed and is believed to be accurate; however, no responsibility is assumed for inaccuracies. Furthermore, this information does not convey to the purchaser of such devices any license under the patent rights to the manufacturer. Measurement Specialties, Inc. reserves the right to make changes without further notice to any product herein. Measurement Specialties, Inc. makes no warranty, representation or guarantee regarding the suitability of its product for any particular purpose, nor does Measurement Specialties, Inc. assume any liability arising out of the application or use of any product or circuit and specifically disclaims any and all liability, including without limitation consequential or incidental damages. Typical parameters can and do vary in different applications. All operating parameters must be validated for each customer application by customer's technical experts. Measurement Specialties, Inc. does not convey any license under its patent rights nor the rights of others.