


723 990
+
724-002

SIP 165/20, 210/30, 250/35, 350/40, 500/50

Startmaster



start



SIP Startmasters are professional units providing high speed charging for 12 and 24 volt batteries plus powerful instant engine starting. All models are designed for rugged use, with a strong steel casing and full thermal overload protection. They are designed to combine reliability with powerful performance.

OTHER FEATURES INCLUDE:

- Ammeter to indicate precise charging power.
- Heavy duty copper leads.
- Manufactured to the highest quality standards.
- Full overload, short circuit and reverse polarity protection.
- 250/35, 350/40 and 500/50 are tough wheel mounted units with built in cable storage compartment.
- Multi position charge regulator.
- Remote start on 500/50 for one man operation.
- Full one year guarantee.
- Built for heavy duty professional use.



MODEL	165/20	210/30	250/35	350/40	500/50
ITEM NO	03960	03965	03970	03975	03978
INPUT VOLTAGE 50HZ	230/240 13A	230/240 13A	230/240 20A	230/240 30A	230/240 40A
MAX. CHARGING CURRENT AMPS	20	30	35	40	50
MAX. START CURRENT AMPS	165	210	250	350	500
RATED OUTPUT VOLTAGES DC	12	12 / 24	12 / 24	12 / 24	12 / 24
CHARGE RATE SETTINGS	MAX / MIN	MAX / MED / MIN	MAX / MED / MIN	MAX / MED / MIN	MAX / MED / MIN
DUTY CYCLE (STARTING)	INTERMITTENT (5 SECS ON - 1 MIN OFF 5 CYCLES)				
INSULATION	CLASS H	CLASS H	CLASS H	CLASS H	CLASS H
PROTECTION	IP21	IP21	IP21	IP21	IP21
CHARGE PROTECTION	THERMOSTAT WITH AUTOMATIC RE - SET				
INVERTED POLARITIES, SHORT CIRCUIT & START OVERLOAD PROTECTION	80A FUSE	150A FUSE	200A FUSE	250A FUSE	300A FUSE
STANDARD ACCESSORIES	CHARGING LEADS WITH CROCODILE CLIPS				
PACKED DIMENSIONS (HxWxL) MM	260x295x260	260x295x260	640x365x280	640x365x280	640x365x280
WEIGHT KGS	7.5	12.1	20.5	25.6	30.0

DIFFERENT INPUT FREQUENCY AND VOLTAGES CAN BE SUPPLIED ON REQUEST.

BATTERY CHARGERS

