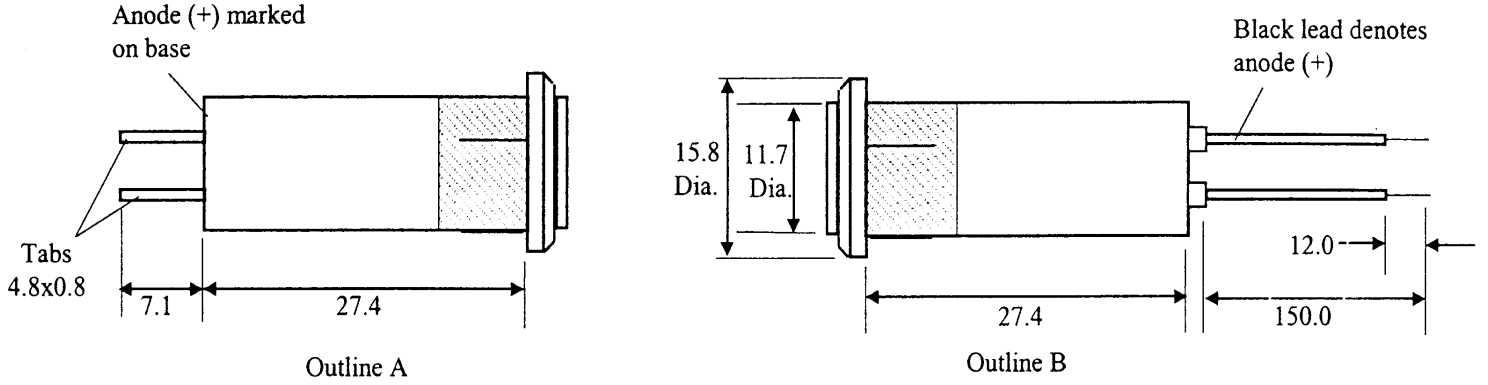


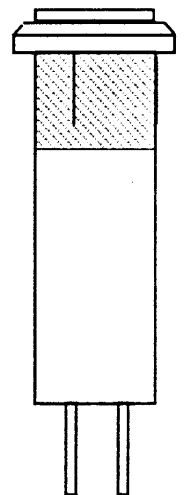
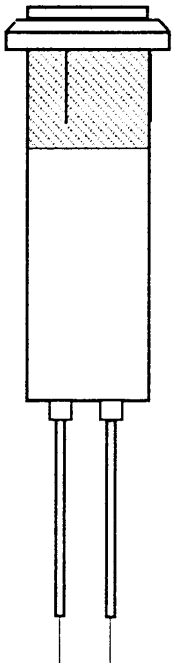
LED ULTRALITE INDICATORS



Dimensions in mm

Part Number	Lens Colour	Supply Voltage	Outline
6340001505A	Amber	*Universal	A
6340005505G	Green	*Universal	A
6340002505R	Red	*Universal	A
6340301505A	Amber	*Universal	B
6340305505G	Green	*Universal	B
6340302505R	Red	*Universal	B
6342001505A	Amber	5V dc	A
6342005505G	Green	5V dc	A
6342002505R	Red	5V dc	A
6346001505A	Amber	28V dc	A
6346005505G	Green	28V dc	A
6346002505R	Red	28V dc	A

* Externally connected current limiting resistor and diode (for ac supplies) required
Current should be limited to 30mA max.



- * 4.8mm tabs or flying leads
- * 12.7mm panel cut-out required
- * Indicators are push fit or use mounting clip type 217-910-19
- * Long (LED) life operation
- * 85° C temperature rating
- * Other lead lengths and special terminations can be provided subject to minimum order requirements - please enquire for further details
- * A range of matching 230V Neon Ultralite indicators is also available