

Ohmite's Slim-Mox provides stable performance for a wide range of resistance values, with voltage ratings up to 25K. Low temperature coefficients are available for high stability circuit applications. The space-saving planar package offers an alternative to traditional high voltage resistors.

## APPLICATIONS

- HV power supplies
- Medical instrumentation
- Current pulse limiters
- Ionization chambers

## FEATURES

- High dielectric & low outgassing epoxy coating
- Low resistor noise
- Non inductive
- RoHS compliant
- Radial terminals

## SPECIFICATIONS

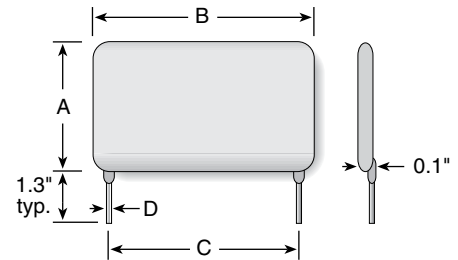
**Material**  
**Resistor Element:** Thick film on Alumina  
**Coating:** Epoxy or Silicone  
**Terminals:** RoHS solder composition is 96% Sn, 3.5% Ag, 0.5% Cu

**Electrical**  
**Resistance Range:**  
 100 Ohms to 5,000M  
**Power Rating:** 0.25W to 5.5W  
**Voltage Rating:** 1.5KV to 25KV  
**Tolerance:** 0.5% to 20%  
**Operating Temperature:**  
 -55°C to +110°C  
**Temperature Coefficient:** See table on page 72



# Slim-Mox

## Precision Thick Film Planar



Ohmite Series	Resistance Range (Ohms)	Power @25°C	Max. Operating Voltage	A max. (in/mm)	B max. (in/mm)	C ±0.025 (in/mm)	D ±0.002 (in/mm)	Capacitance (pf)
SLIM-MOX100	100Ω to 500M	0.25W	1.5KV	0.30" / 7.62	0.30" / 7.62	0.10" / 2.54	0.025" / 0.635	1.00
SLIM-MOX101	100Ω to 1,000M	0.50W	2.0KV	0.34" / 8.64	0.33" / 8.38	0.20" / 5.08	0.025" / 0.635	1.00
SLIM-MOX102	200Ω to 5,000M	1.00W	5.0KV	0.34" / 8.64	0.58" / 14.73	0.40" / 10.16	0.032" / 0.813	0.90
SLIM-MOX103	250Ω to 5,000M	1.25W	7.5KV	0.34" / 8.64	0.83" / 21.08	0.60" / 15.24	0.032" / 0.813	0.75
SLIM-MOX104	500Ω to 5,000M	1.50W	10.0KV	0.34" / 8.64	1.08" / 27.43	0.90" / 22.86	0.032" / 0.813	0.70
SLIM-MOX106	750Ω to 5,000M	2.00W	15.0KV	0.34" / 8.64	1.58" / 40.13	1.40" / 35.56	0.032" / 0.813	0.65
SLIM-MOX108	1K to 5,000M	2.50W	20.0KV	0.34" / 8.64	2.08" / 52.83	1.90" / 48.26	0.032" / 0.813	0.60
SLIM-MOX202	500Ω to 5,000M	1.50W	5.0KV	0.59" / 14.99	0.58" / 14.73	0.40" / 10.16	0.032" / 0.813	1.10
SLIM-MOX204	1K to 5,000M	2.00W	10.0KV	0.59" / 14.99	1.08" / 27.43	0.90" / 22.86	0.032" / 0.813	0.80
SLIM-MOX206	2K to 5,000M	2.50W	15.0KV	0.59" / 14.99	1.58" / 40.13	1.40" / 35.56	0.032" / 0.813	0.75
SLIM-MOX208	2K to 5,000M	3.00W	20.0KV	0.59" / 14.99	2.08" / 52.83	1.90" / 48.26	0.032" / 0.813	0.65
SLIM-MOX210	3K to 5,000M	3.50W	25.0KV	0.59" / 14.99	2.58" / 65.53	2.40" / 60.96	0.032" / 0.813	0.60
SLIM-MOX306	3K to 5,000M	3.50W	15.0KV	0.84" / 21.34	1.58" / 40.13	1.40" / 35.56	0.032" / 0.813	0.75
SLIM-MOX308	4K to 5,000M	4.00W	20.0KV	0.84" / 21.34	2.08" / 52.83	1.90" / 48.26	0.032" / 0.813	0.50
SLIM-MOX310	5K to 5,000M	4.50W	25.0KV	0.84" / 21.34	2.58" / 65.53	2.40" / 60.96	0.032" / 0.813	0.40
SLIM-MOX404	3K to 5,000M	3.00W	10.0KV	1.09" / 27.69	1.08" / 27.43	0.90" / 22.86	0.032" / 0.813	1.00
SLIM-MOX408	5K to 5,000M	5.00W	20.0KV	1.09" / 27.69	2.08" / 52.83	1.90" / 48.26	0.032" / 0.813	0.80
SLIM-MOX410	5K to 5,000M	5.50W	25.0KV	1.09" / 27.69	2.58" / 65.53	2.40" / 60.96	0.032" / 0.813	0.50

Contact Ohmite for custom configurations. \*Maximum voltage and power rating determined by Ohm's law:  $P=V^2/R$

Multiple taps are provided on the Slim-Mox RD for use in advanced circuit designs. Tight ratio tolerances make these resistors ideal for precision applications requiring consistent performance.

## FEATURES

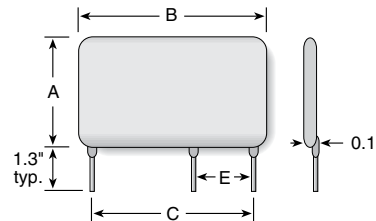
- Custom configurations are available. Contact Ohmite with your specifications
- RoHS compliant

## SPECIFICATIONS

**Material**  
**Resistor:** Thick film on Alumina

**Electrical**  
**Ratio tolerances:** 0.5% to 5%  
**Temp. coefficient tracking:**  
 TCR tracking to 10ppm and VCR tracking to 1ppm

A complete description of the SLIM-MOX Divider is required. EXAMPLE:  
 $R_T = 500M\Omega$  5%  
 $R_1 = 499.5M\Omega$  5%  
 $R_2 = 500K\Omega$  1%  
 Ratio =  $R_T / R_2 = 1,000:1$ , 1%  
 To specify Slim-Mox Dividers, please see our website at:  
[www.ohmite.com/dividers](http://www.ohmite.com/dividers)



# Slim-Mox Divider

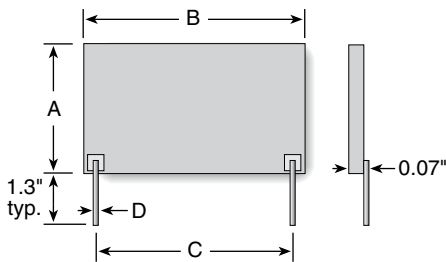
## Precision Thick Film Voltage

Ohmite Series	Resistance Range (Ohms)	Power @25°C	Max. Operating Voltage	Maximum Ratio	C ±.025	E ±.025
SLIM-MOX103RD	1M to 5,000M	0.75W	5.0KV	5,000 : 1	0.60" / 15.24	0.20" / 5.08
SLIM-MOX104RD	1M to 5,000M	1.00W	10.0KV	5,000 : 1	0.90" / 22.86	0.20" / 5.08
SLIM-MOX106RD	1M to 5,000M	1.50W	12.0KV	5,000 : 1	1.40" / 35.56	0.20" / 5.08
SLIM-MOX108RD	1M to 5,000M	2.00W	15.0KV	5,000 : 1	1.90" / 48.26	0.60" / 15.24
SLIM-MOX204RD	1M to 5,000M	1.50W	10.0KV	5,000 : 1	0.90" / 22.86	0.20" / 5.08
SLIM-MOX206RD	1M to 5,000M	2.00W	12.0KV	5,000 : 1	1.40" / 35.56	0.20" / 5.08
SLIM-MOX208RD	1M to 5,000M	2.50W	20.0KV	5,000 : 1	1.90" / 48.26	0.40" / 10.16
SLIM-MOX210RD	1M to 5,000M	3.00W	25.0KV	5,000 : 1	2.40" / 60.96	0.20" / 5.08
SLIM-MOX306RD	1M to 5,000M	3.00W	12.0KV	5,000 : 1	1.40" / 35.56	0.30" / 7.62
SLIM-MOX308RD	1M to 5,000M	3.50W	20.0KV	5,000 : 1	1.90" / 48.26	0.30" / 7.62
SLIM-MOX310RD	1M to 5,000M	4.00W	25.0KV	5,000 : 1	2.40" / 60.96	0.20" / 5.08
SLIM-MOX408RD	1M to 5,000M	4.50W	20.0KV	5,000 : 1	1.90" / 48.26	0.30" / 7.62
SLIM-MOX410RD	1M to 5,000M	5.00W	25.0KV	5,000 : 1	2.40" / 60.96	0.20" / 5.08

Contact Ohmite for custom configurations.

# Slim-Mox HT

## High Temperature Thick Film Precision



The Slim-Mox HT provides a higher power rating for high ambient temperature environments. Appropriate for mounting near heat generating components. The Slim-Mox HT is finished with a rugged silicone coating suitable for most environments.

### FEATURES

- Outstanding voltage coefficient
- High temperature silicone coating
- Low resistor noise
- Noninductive
- Custom configurations are available. Contact Ohmite with your specifications
- RoHS compliant
- Radial Terminals

### APPLICATIONS

- HV power supplies
- Medical instrumentation
- Current pulse limiters
- Ionization chambers

### SPECIFICATIONS

#### Material

**Resistor Element:** Thick film on Alumina

**Coating:** Silicone

#### Electrical

**Resistance Range:**

100Ω to 5,000M

**Power Rating:** 0.25W to 9.0W

**Voltage Rating:** 1.5KV to 25KV

**Tolerance:** 0.5% to 20%

**Operating Temperature:**

-55°C to +180°C

Ohmite Series	Resistance Range (Ohms)	Power @25°C	Voltage Rating	A max. (in/mm)	B max. (in/mm)	C ±0.025 (in/mm)	D ±0.002 (in/mm)
SLIM-MOX100	100Ω to 500M	0.40W	1.5KV	0.20" / 5.08	0.20" / 5.08	0.10" / 2.54	0.025" / 0.635
SLIM-MOX101	100Ω to 1,000M	0.75W	2.0KV	0.25" / 6.35	0.25" / 6.35	0.20" / 5.08	0.025" / 0.635
SLIM-MOX102	200Ω to 5,000M	1.50W	5.0KV	0.25" / 6.35	0.50" / 12.70	0.40" / 10.16	0.032" / 0.813
SLIM-MOX103	250Ω to 5,000M	2.00W	7.5KV	0.25" / 6.35	0.75" / 19.05	0.60" / 15.24	0.032" / 0.813
SLIM-MOX104	500Ω to 5,000M	2.50W	10.0KV	0.25" / 6.35	1.00" / 25.40	0.90" / 22.86	0.032" / 0.813
SLIM-MOX106	750Ω to 5,000M	3.25W	15.0KV	0.25" / 6.35	1.50" / 38.10	1.40" / 35.56	0.032" / 0.813
SLIM-MOX108	1K to 5,000M	4.25W	20.0KV	0.25" / 6.35	2.00" / 50.80	1.90" / 48.26	0.032" / 0.813
SLIM-MOX202	500Ω to 5,000M	2.50W	5.0KV	0.50" / 12.70	0.50" / 12.70	0.40" / 10.16	0.032" / 0.813
SLIM-MOX204	1K to 5,000M	3.25W	10.0KV	0.50" / 12.70	1.00" / 38.10	0.90" / 22.86	0.032" / 0.813
SLIM-MOX206	2K to 5,000M	4.25W	15.0KV	0.50" / 12.70	1.50" / 38.10	1.40" / 35.56	0.032" / 0.813
SLIM-MOX208	2K to 5,000M	5.00W	20.0KV	0.50" / 12.70	2.00" / 50.80	1.90" / 48.26	0.032" / 0.813
SLIM-MOX210	3K to 5,000M	5.75W	25.0KV	0.50" / 12.70	2.50" / 63.50	2.40" / 60.96	0.032" / 0.813
SLIM-MOX306	3K to 5,000M	5.50W	15.0KV	0.75" / 19.05	1.50" / 38.10	1.40" / 35.56	0.032" / 0.813
SLIM-MOX308	4K to 5,000M	6.75W	20.0KV	0.75" / 19.05	2.00" / 50.80	1.90" / 48.26	0.032" / 0.813
SLIM-MOX310	5K to 5,000M	7.50W	25.0KV	0.75" / 19.05	2.50" / 63.50	2.40" / 60.96	0.032" / 0.813
SLIM-MOX404	3K to 5,000M	5.00W	10.0KV	1.00" / 25.40	1.00" / 25.40	0.90" / 22.86	0.032" / 0.813
SLIM-MOX408	5K to 5,000M	8.25W	20.0KV	1.00" / 25.40	2.00" / 50.80	1.90" / 48.26	0.032" / 0.813
SLIM-MOX410	5K to 5,000M	9.00W	25.0KV	1.00" / 25.40	2.50" / 63.50	2.40" / 60.96	0.032" / 0.813

Contact Ohmite for custom configurations.

# Slim-Mox HT Divider

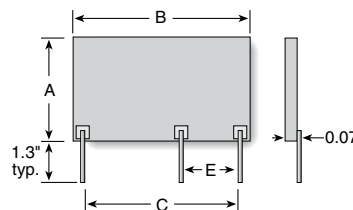
## High Temperature Thick Film Voltage Divider

A complete description of the SLIM-MOX Divider is required. EXAMPLE:

$R_T = 500M\Omega$  5%  
 $R_1 = 499.5M\Omega$  5%  
 $R_2 = 500K\Omega$  1%  
 Ratio =  $R_T / R_2 = 1,000:1$ , 1%

To specify Slim-Mox Dividers, please see our website at:

[www.ohmite.com/dividers](http://www.ohmite.com/dividers)



Slim-Mox HT RD resistor dividers complete the Slim-Mox family with the high temperature divider configuration. These resistors are useful wherever multiple voltage drops are needed in a circuit. Designed to customer specifications, the Slim-Mox HT RD resistor utilizes our thick film on alumina technology to offer flexible termination schemes.

### FEATURES

- High Temperature Operation
- RoHS compliant
- Radial Terminals

### SPECIFICATIONS

#### Material

**Resistor:** Thick film on Alumina

#### Electrical

• **Ratio tolerances:** 0.5% to 5%

• **Temp. coefficient tracking:** TCR tracking to 10ppm and VCR tracking to 1ppm

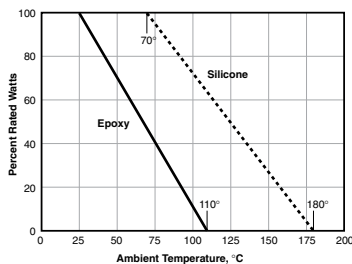
• Custom ratios and terminal configurations are available. Contact your Tech. Sales Rep with your specification.

Ohmite Series	Resistance Range (Ohms)	Power @25°C	Voltage Rating	Maximum Ratio	C ±0.025 (in/mm)	E ±0.025 (in/mm)
SLIM-MOX103RD	1M to 5,000M	1.25W	5.0KV	5,000 : 1	0.60" / 15.24	0.20" / 5.08
SLIM-MOX104RD	1M to 5,000M	1.50W	10.0KV	5,000 : 1	0.90" / 22.86	0.20" / 5.08
SLIM-MOX106RD	1M to 5,000M	2.50W	12.0KV	5,000 : 1	1.40" / 35.56	0.20" / 5.08
SLIM-MOX108RD	1M to 5,000M	3.25W	15.0KV	5,000 : 1	0.90" / 22.86	0.60" / 15.24
SLIM-MOX204RD	1M to 5,000M	2.50W	10.0KV	5,000 : 1	0.90" / 22.86	0.20" / 5.08
SLIM-MOX206RD	1M to 5,000M	3.25W	12.0KV	5,000 : 1	1.40" / 35.56	0.20" / 5.08
SLIM-MOX208RD	1M to 5,000M	4.25W	20.0KV	5,000 : 1	1.90" / 48.26	0.40" / 10.16
SLIM-MOX210RD	1M to 5,000M	5.00W	25.0KV	5,000 : 1	2.40" / 60.96	0.20" / 5.08
SLIM-MOX306RD	1M to 5,000M	4.50W	12.0KV	5,000 : 1	1.40" / 35.56	0.30" / 7.62
SLIM-MOX308RD	1M to 5,000M	5.00W	20.0KV	5,000 : 1	1.90" / 48.26	0.30" / 7.62
SLIM-MOX310RD	1M to 5,000M	5.75W	25.0KV	5,000 : 1	2.40" / 60.96	0.20" / 5.08
SLIM-MOX408RD	1M to 5,000M	6.75W	20.0KV	5,000 : 1	1.90" / 48.26	0.30" / 7.62
SLIM-MOX410RD	1M to 5,000M	7.50W	25.0KV	5,000 : 1	2.40" / 60.96	0.20" / 5.08

Contact Ohmite for custom configurations.

## Temperature/Voltage Coefficients of Resistance Performance Characteristics Temperature Derating

### DERATING



### TEMPERATURE/VOLTAGE COEFFICIENTS OF RESISTANCE

Resistor Series	Temp. Coeff. of Resistance*			Voltage Coeff. of Resistance**	
	0°C-85°C 25 PPM/°C	85°C and above 50 PPM/°C	100 PPM/°C	< 2PPM/Volt	< 5PPM/Volt
SLIM-MOX100	100 to 300M	100Ω to 50M	51M to 500M	100Ω to 140M	141M to 500M
SLIM-MOX101	100 to 800M	100Ω to 100M	101M to 1,000M	100Ω to 270M	271M to 1,000M
SLIM-MOX102	200 to 1,500M	200Ω to 250M	251M to 5,000M	200Ω to 640M	641M to 5,000M
SLIM-MOX103	250 to 800M	250Ω to 440M	441M to 5,000M	250Ω to 1,100M	1,101M to 5,000M
SLIM-MOX104	500 to 2,500M	500Ω to 450M	451M to 5,000M	500Ω to 1,100M	1,101M to 5,000M
SLIM-MOX106	750 to 5,000M	750Ω to 675M	676M to 5,000M	750Ω to 1,600M	1,601M to 5,000M
SLIM-MOX108	1K to 2,500M	1K to 375M	376M to 5,000M	1K to 940M	941M to 5,000M
SLIM-MOX202	500 to 1,500M	500Ω to 200M	201M to 5,000M	500Ω to 520M	521M to 5,000M
SLIM-MOX204	1K to 1,750M	1K to 375M	376M to 5,000M	1K to 950M	951M to 5,000M
SLIM-MOX206	2K to 4,500M	2K to 600M	601M to 5,000M	2K to 1,500M	1,501M to 5,000M
SLIM-MOX208	2K to 5,000M	2K to 1,000M	1,001M to 5,000M	2K to 2,500M	2,501M to 5,000M
SLIM-MOX210	3K to 5,000M	3K to 1,000M	1,001M to 5,000M	3K to 2,600M	2,601M to 5,000M
SLIM-MOX306	3K to 5,000M	3K to 1,000M	1,001M to 5,000M	3K to 2,600M	2,601M to 5,000M
SLIM-MOX308	4K to 5,000M	4K to 1,200M	1,201M to 5,000M	4K to 3,000M	3,001M to 5,000M
SLIM-MOX310	5K to 5,000M	5K to 1,500M	1,501M to 5,000M	5K to 4,000M	4,001M to 5,000M
SLIM-MOX404	3K to 5,000M	3K to 1,100M	1,101M to 5,000M	3K to 2,800M	2,801M to 5,000M
SLIM-MOX408	5K to 5,000M	5K to 1,250M	1,251M to 5,000M	5K to 3,000M	3,001M to 5,000M
SLIM-MOX410	5K to 5,000M	5K to 1,200M	1,201M to 5,000M	5K to 3,000M	3,001M to 5,000M
SLIM-MOX103RD	1M to 800M	1M to 70M	71M to 5,000M	1M to 185M	186M to 5,000M
SLIM-MOX104RD	1M to 2,500M	1M to 275M	276M to 5,000M	1M to 720M	721M to 5,000M
SLIM-MOX106RD	1M to 5,000M	1M to 250M	251M to 5,000M	1M to 640M	641M to 5,000M
SLIM-MOX108RD	1M to 2,500M	1M to 350M	351M to 5,000M	1M to 875M	876M to 5,000M
SLIM-MOX204RD	1M to 1,750M	1M to 300M	301M to 5,000M	1M to 750M	751M to 5,000M
SLIM-MOX206RD	1M to 4,500M	1M to 1,750M	1,751M to 5,000M	1M to 4,500M	4,501M to 5,000M
SLIM-MOX208RD	1M to 5,000M	1M to 625M	626M to 5,000M	1M to 1,550M	1,551M to 5,000M
SLIM-MOX210RD	1M to 5,000M	1M to 950M	951M to 5,000M	1M to 2,400M	2,401M to 5,000M
SLIM-MOX306RD	1M to 5,000M	1M to 800M	801M to 5,000M	1M to 2,000M	2,001M to 5,000M
SLIM-MOX308RD	1M to 5,000M	1M to 1,200M	1,201M to 5,000M	1M to 2,600M	2,601M to 5,000M
SLIM-MOX310RD	1M to 5,000M	1M to 1,000M	1,001M to 5,000M	1M to 3,900M	3,901M to 5,000M
SLIM-MOX408RD	1M to 5,000M	1M to 1,600M	1,601M to 5,000M	1M to 4,000M	4,001M to 5,000M
SLIM-MOX410RD	1M to 5,000M	1M to 1,200M	1,201M to 5,000M	1M to 3,000M	3,001M to 5,000M

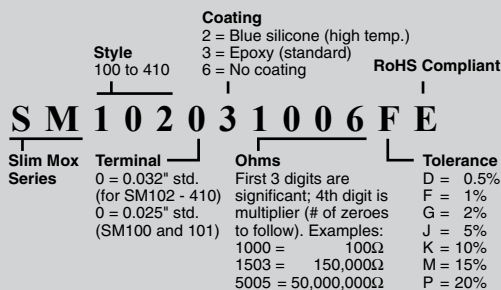
\*Epoxy operating temp.: -55° to 110°C; Silicone operating temp.: -55° to 180°C

\*\*VC's of <2PPM/Volt are available. Contact Ohmite with your requirement.

### PERFORMANCE DATA

Characteristic	Test Method	Specification
Humidity	MIL-STD-202, Method 103B, Condition B	±0.25%
Dielectric Withstanding Voltage	MIL-STD-202, Method 301, 750V	±0.25%
Insulation Resistance	MIL-STD-202, Method 302, Condition A or B	>10,000M or greater dry
Thermal Shock	MIL-STD-202, Method 107G, Condition B, B-1, or F	±0.20%
Load Life	MIL-STD-202, Method 108A, Condition D	±1.0%
Resistance to Solvents	MIL-STD-202, Method 215G	No degradation of coating or marking
Terminal Strength	MIL-STD-202, Method 211A, Condition A or B	±0.25%
Shock (Specified Pulse)	MIL-STD-202, Method 213B, Condition I	±0.25%
Vibration, High Frequency	MIL-STD-202, Method 204D, Condition D	±0.20%
Power Conditioning	MIL-R-49462A, Par 4.8	±0.50%
Solderability	MIL-STD-202, Method 208F	>95% Coverage

### ORDERING INFORMATION



To specify Slim-Mox Dividers, please see our website at:  
[www.ohmite.com/dividers](http://www.ohmite.com/dividers)

Check product availability at [www.ohmite.com](http://www.ohmite.com)