

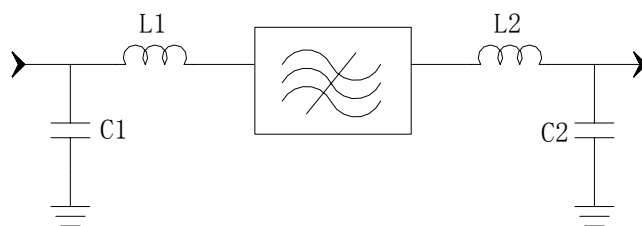
Specifications

Parameter	Unit	Minimum	Typical	Maximum
Center Frequency	MHz	95.75	96	96.25
Insertion Loss	dB	-	17.8	19
1 dB Bandwidth	MHz	33	33.7	-
3 dB Bandwidth	MHz	34	35.5	-
30 dB Bandwidth	MHz	-	39.9	42
Passband Variation	dB		0.6	2
Absolute Delay	usec		0.91	-
Ultimate Rejection(out of $f_0 \pm 24\text{MHz}$)	dB	35	44	-
Material Temperature coefficient	KHz/°C		-9.02	
Ambient Temperature	°C		25	
Package Size			SMP-53	

Notes:

1. All specifications are based on the test circuit shown
2. In production, devices will be tested at room temperature to a guardbanded specification to ensure electrical compliance over temperature
3. Electrical margin has been built into the design to account for the variations due to temperature drift and manufacturing tolerances
4. This is the optimum impedance in order to achieve the performance show

Matching Configuration




$$L1=150+39\text{nH} \quad L2=100+56\text{nH}$$

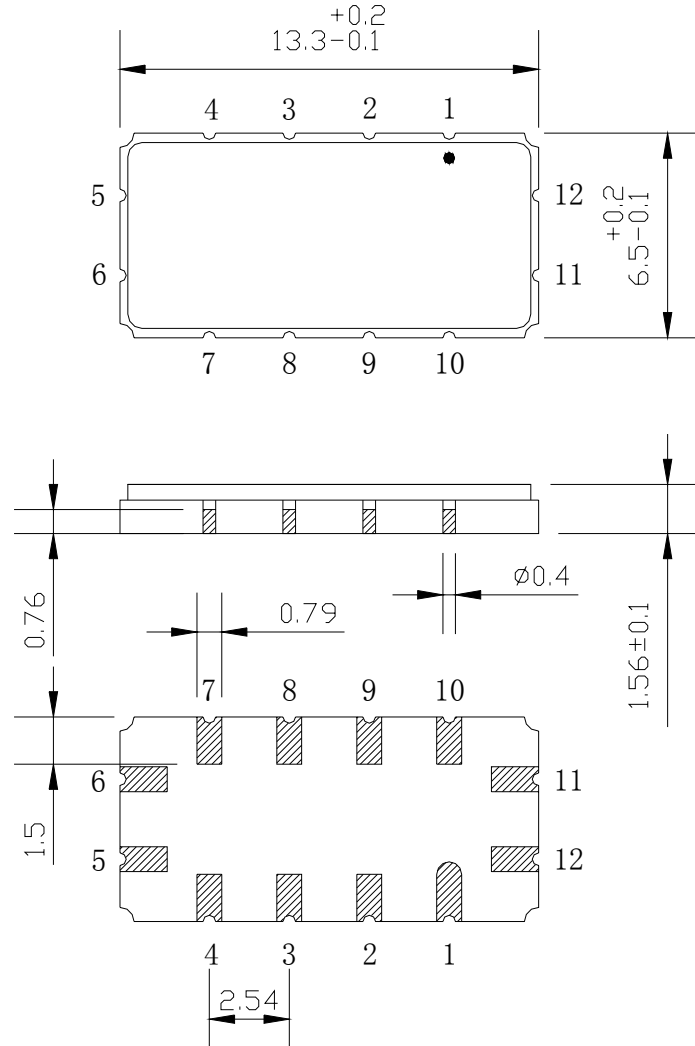
$$C1=30\text{pF} \quad C2=39\text{pF}$$

Source/Load Impedance=50 ohm


Notes - Component values may change depending on board layout.

	SIPAT Co., Ltd. (CETC No. 26 Research Institute) Nanping Huayuan Road No. 14 Chongqing, China, 400060	Part Number	LBN09604	
		Rev. Date	2005-11-9	
		Rev.	1.0	Page

Package Dimension

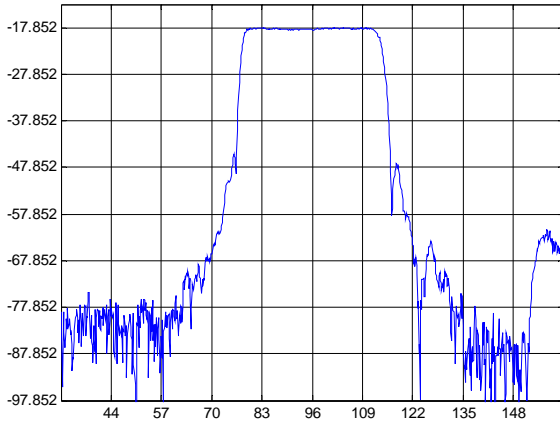


Input: 11
Output: 5

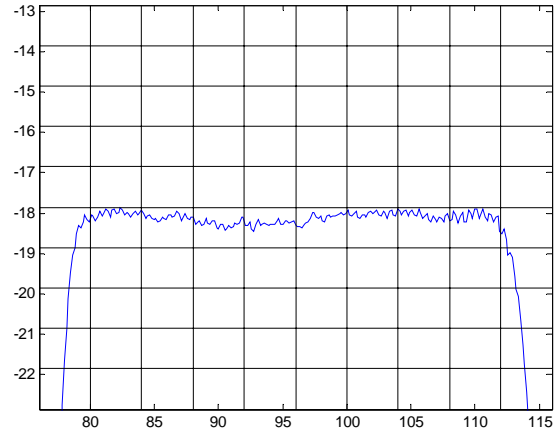
	SIPAT Co., Ltd. (CETC No. 26 Research Institute) Nanping Huayuan Road No. 14 Chongqing, China, 400060	Part Number	LBN09604	
		Rev. Date	2005-11-9	
		Rev.	1.0	Page 2/3

Typical Performance

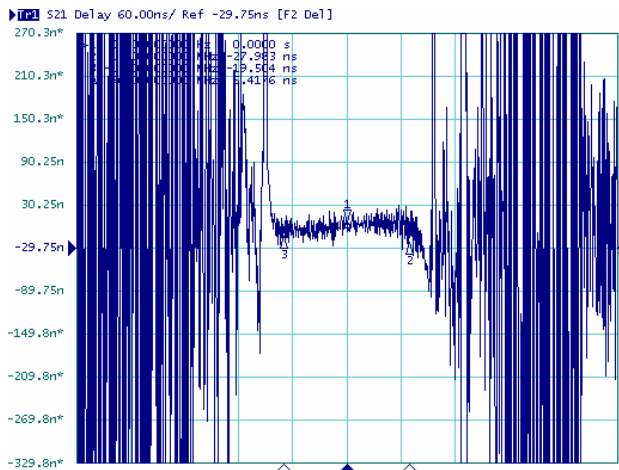
Frequency Respond



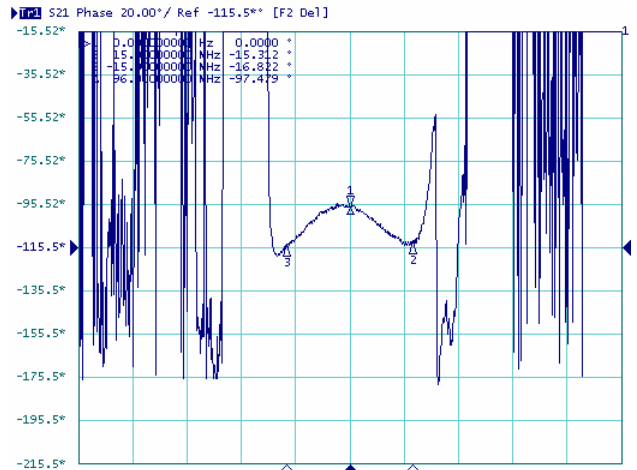
Passband Respond



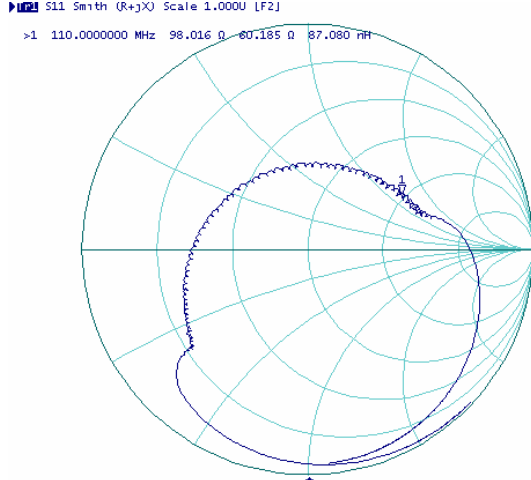
Group Delay Variation($f_0 \pm 15\text{MHz}$)



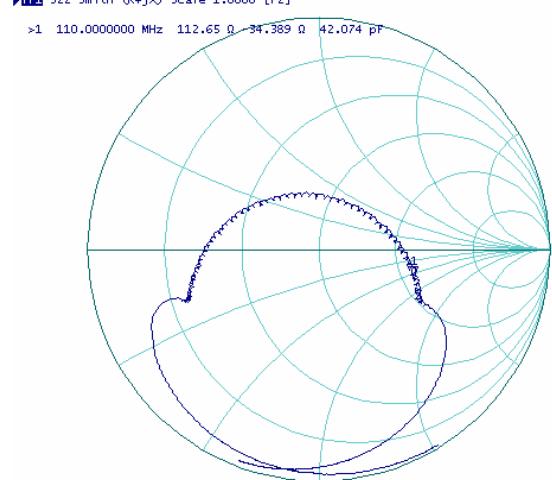
Phase Linearity($f_0 \pm 15\text{MHz}$)



Smith Chart S11



Smith Chart S22



SIPAT Co., Ltd.
(CETC No. 26 Research Institute)
Nanping Huayuan Road No. 14
Chongqing, China, 400060

Part Number	LBN09604	
Rev. Date	2005-11-9	
Rev.	1.0	Page 3/3