

Quadrature Hybrid 7 - 14 MHz

JH-/JHS-113

V2.00

Features

- Octave Bandwidth
- Low VSWR: 1.2:1
- Low Loss: 0.5 dB Max.
- Impedance: 50 Ohms Nom.
- Input power: 4 W. Max. @ 25°C
- MIL-STD-202 Screening Available

Guaranteed Specifications* (From -55°C to +85°C)

Frequency Range	7 - 14 MHz
Insertion Loss (less Coupling)	0.5 dB Max.**
Isolation	20 dB Min.
Amplitude Balance	0.75 dB Max.
VSWR	1.2:1 Max.
Deviation from Quadrature	3° Max.

*All specifications apply with 50 ohm source and load impedance.

**Average of coupled outputs less 3 dB.

Pin Configuration

FP-2	A; P1, B; P4, C; P8, D; P5
	Case and all other pins are ground.
SF-1	A; P1, B; P2, C; P4, D; P3
	Case and all other pins are ground.

Phasing Diagram

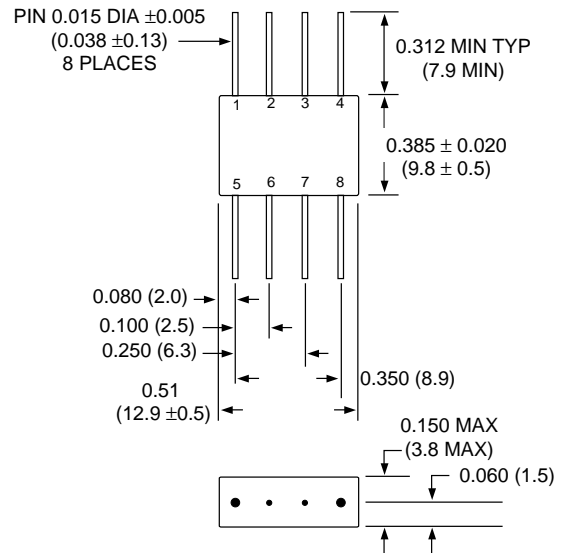
		FP-2				SF-1			
IN	OUT	1	4	8	5	1	2	4	3
1		ISO.	0°	90°		1	ISO.	0°	90°
4		ISO.	-90°	0°		2	ISO.	-90°	0°
8		0°	90°	ISO.		4	0°	90°	ISO.
5		-90°	0°	ISO.		3	-90°	0°	ISO.

All other pins and case are ground

Ordering Information

Part Number		Package
JH-113 PIN	FP-2	Flatpack
JHS-113 PIN	SF-1	Surface Mount

FP-2



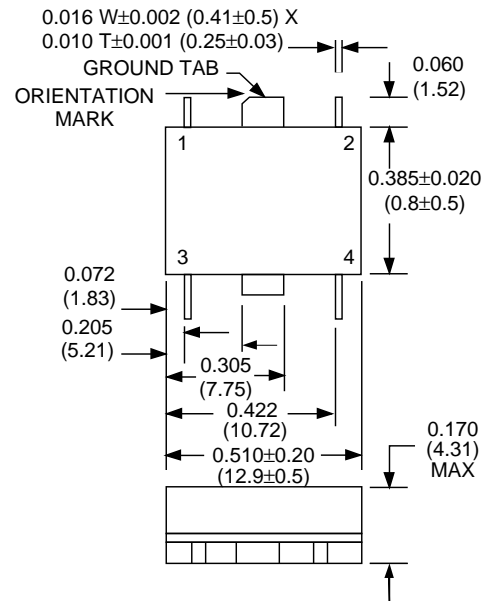
Dimensions in () are in mm.

Unless Otherwise Noted: .xxx = ±0.010 (.xx = ±0.25)

.xx = ±0.02 (.x = ±0.5)

WEIGHT (APPROX.): 0.09 OUNCES 2.5 GRAMS

SF-1



Dimensions in () are in mm.

Unless Otherwise Noted: .xxx = ±0.010 (.xx = ±0.25)

.xx = ±0.02 (.x = ±0.5)

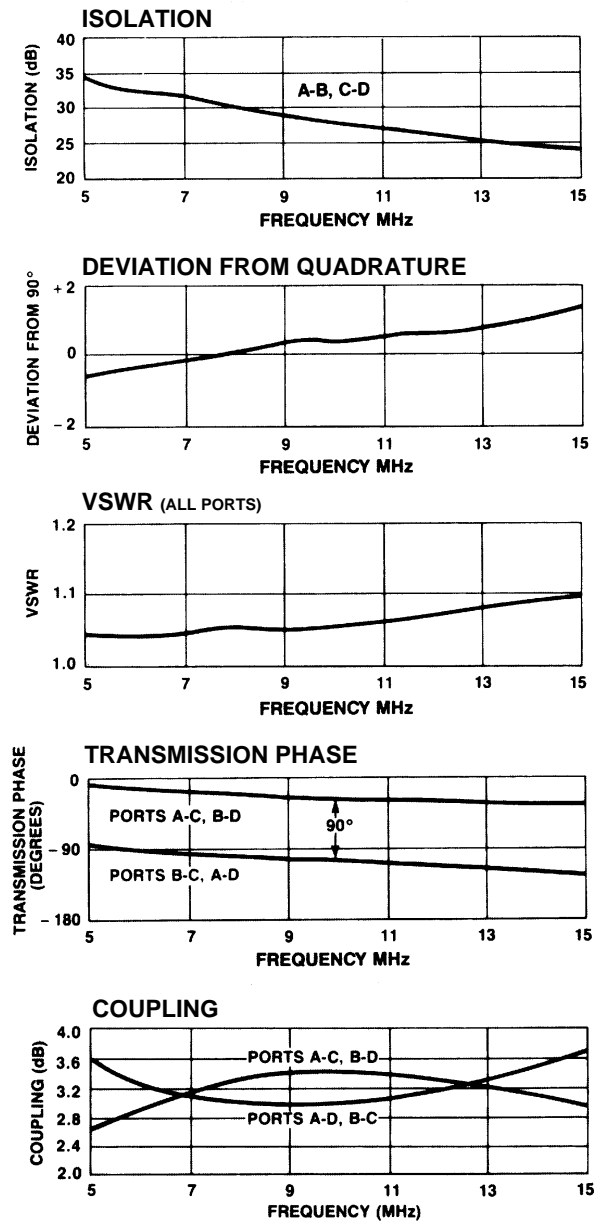
WEIGHT (APPROX.): 0.07 OUNCES 2 GRAMS

Specifications Subject to Change Without Notice.

M/A-COM, Inc.

North America: Tel. (800) 366-2266 ■ Asia/Pacific: Tel. +81 (03) 3226-1671 ■ Europe: Tel. +44 (1344) 869 595
Fax (800) 618-8883 Fax +81 (03) 3226-1451 Fax +44 (1344) 300 020

Typical Performance



Specifications Subject to Change Without Notice.