

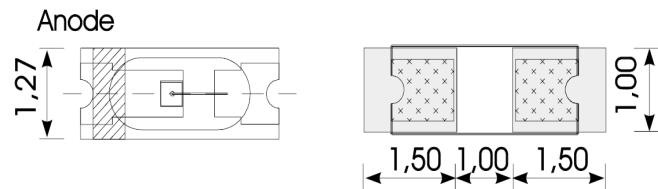
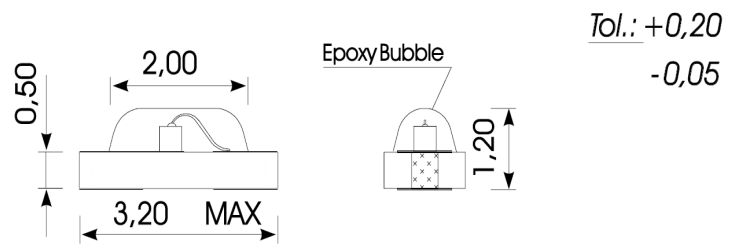
## CR 50 UHB

### Features

Solid State Ceramic Chip  
 High Power Thermal Absorbption  
 Superior Light Uniformity Over 180°  
 End-to-End and Side-to-Side Stackable to a pitch of 1.3mm  
 Solderpads confirm to Mil-Std 883B  
 INGaN/SiC Material Ultra Bright Blue  
 Caution: Static electricity and surge damages blue LED chip.  
 Water Clear Lens

### Applications

Ideal For Back-Light Applications  
 Custom Configurations  
 Diagnostic/Analytical Equipment  
 Digital Color Printing Imaging Systems



### Maximum Ratings (Ta=25°C)

Characteristic	Symbol	Max.	Unit
Forward Current	I <sub>F</sub>	30	mA
Reverse Voltage	V <sub>R</sub>	-	V
Power Dissipation	P <sub>D</sub>	130.00	mW
Operating Temperature	T <sub>opr</sub>	-25 ~ +80	°C
Storage Temperature	T <sub>stg</sub>	-25 ~ +120	°C
Soldering Temperature	T <sub>sol</sub>	250	°C
Soldering Time	-	for 10 sec. max	-

### Opto-Electrical Characteristics (Ta=25°C)

Characteristic	Symbol	Test Condition	Min	Typ	Max	Unit
Forward Voltage	V <sub>F</sub>	I <sub>F</sub> =20mA	-	3.50	4.50	V
Reverse Current	I <sub>R</sub>	V <sub>R</sub> =5V	-	-	10	μA
Luminous Intensity	I <sub>v</sub>	I <sub>F</sub> =20mA	8.00	45.00	-	mcd
Viewing Angle	2θ <sup>1/2</sup>	-	-	180°	-	deg.
Peak Wavelength	λ <sub>p</sub>	I <sub>F</sub> =20mA	-	465	-	nm
Dominant Wavelength	λ <sub>d</sub>	I <sub>F</sub> =20mA	-	470	-	nm
Spectral Line Half Width	Δλ	I <sub>F</sub> =20mA	-	28	-	nm

Specifications are Subject to Change Without Notice

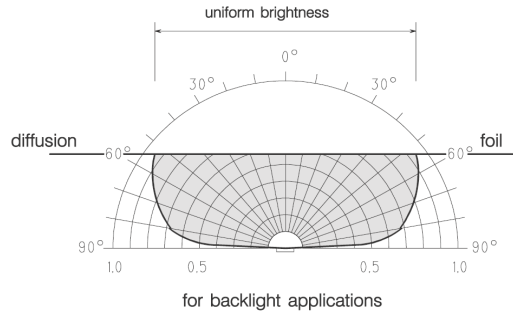
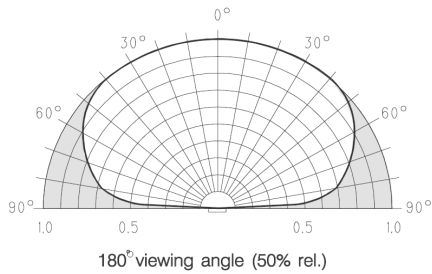
**Company Headquarters**  
 120 Broadway  
 Menands, New York 12204  
 Toll Free: 800.984.5337  
 Fax: 518.432.7454



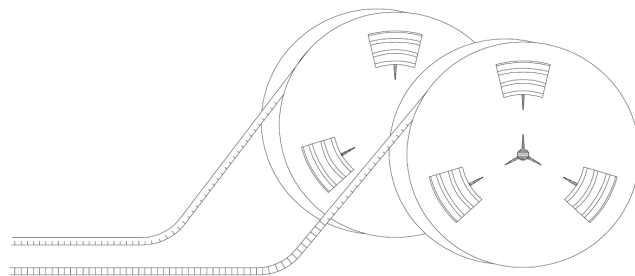
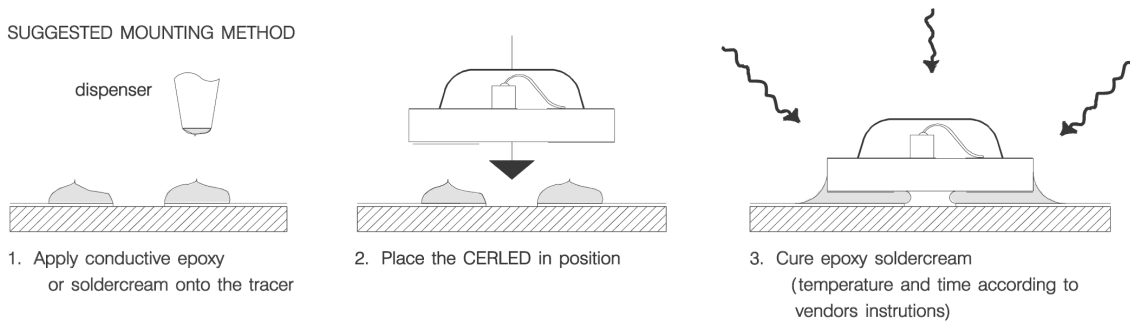
Web: [www.marktechopto.com](http://www.marktechopto.com) | Email: [info@marktechopto.com](mailto:info@marktechopto.com)

**West Coast Sales Office**  
 950 South Coast Drive, Suite 265  
 Costa Mesa, California 92626  
 Toll Free: 800.984.5337  
 Fax: 714.850.9314

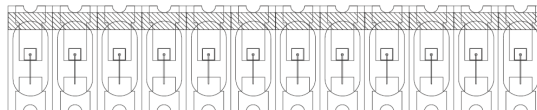
**CR 50 UHB Graphs**



**SUGGESTED MOUNTING METHOD**



**ARRAYS**



code to order strips:  
CR50 XX - 10\_

No of LEDs

Available in strips up to 12 CERLEDs with a max. pitch tolerance in spacing and linearity of  $\pm 0,01$  mm between chip centers.