


CS_{dc}

Slug-A-Volt

Miniature Axial Lead High Voltage Diodes

Up to 10,000 Volts

Up to 2.0 Amperes



FEATURES:

- High rectified output and surge current ratings
- Compact, thermally efficient axial lead package
- Constructed with highly reliable glassivated silicon diode chips
- Available also in fast switching types
- Ideally suited for high voltage applications where space and power conditions must be optimized
- Custom designs available

MECHANICAL DATA

OUTLINE DIMENSION IN INCHES (MILLIMETERS)

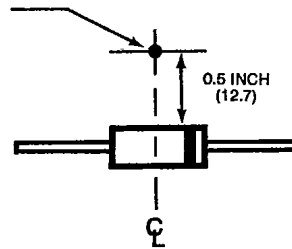
Outline Ref. No.	Dimension Details											
	Min.	A	Max.	Min.	B	Max.	Min.	C	Max.	Min.	D	Max.
1	0.580 (14.73)	0.610 (15.49)	0.610 (15.49)	0.030 (0.76)	0.034 (0.86)	0.60 (15.24)	—	0.180 (4.57)	0.210 (5.33)			
2	0.580 (14.73)	0.610 (15.49)	0.610 (15.49)	0.030 (0.76)	0.034 (0.86)	0.60 (15.24)	—	0.305 (7.75)	0.320 (8.12)			
3	0.580 (14.73)	0.610 (15.49)	0.610 (15.49)	0.060 (1.52)	0.064 (1.63)	0.60 (15.24)	—	0.365 (9.27)	0.390 (9.91)			

RATING REFERENCE TEMPERATURE POINTS

Ambient Temperature, T_A/
Oil Immersed Temperature, T_{OIL}

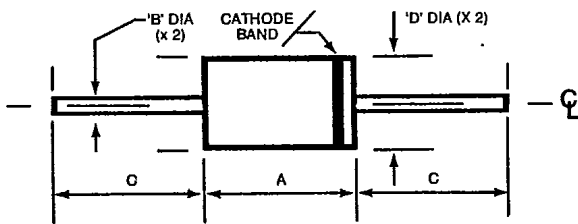
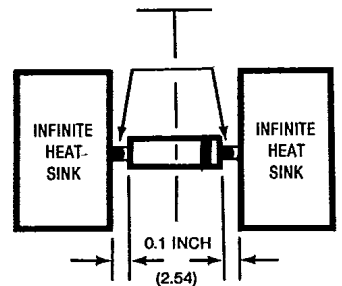
Lead Temperature, T_L

Temperature Reference Point



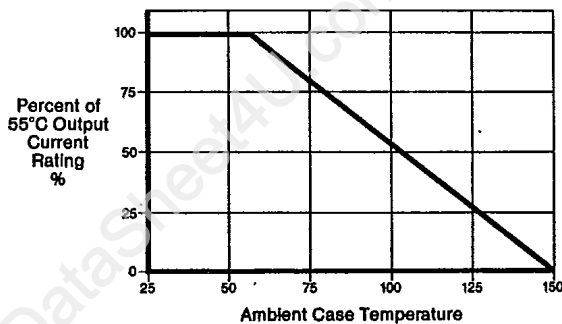
RATINGS BASED ON ELECTRICAL CONNECTIONS BEING MADE ON THE EXTREME ENDS OF LEADS

Temperature Reference Points

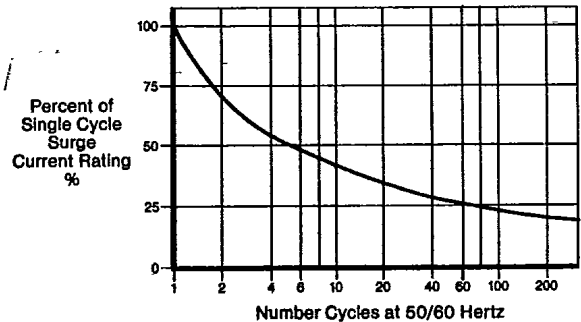


RATING CURVES

OUTPUT CURRENT DE-RATING SCHEDULE



FORWARD SURGE CURRENT SCHEDULE
(Over entire operational temperature range)



Type No.	Maximum Working Peak Reverse Voltage V_{RM} (wkg) & V_R Volts	Maximum RMS Input Voltage Volts	Maximum Average Output Current @			Maximum Single Cycle Surge Current Amps	Maximum Peak Forward Voltage @ $T_c = 25^\circ C$		Maximum D.C. Reverse Current I_R @ V_R		Maximum Reverse Recovery Time t_{rr} @ $T_A = 25^\circ C$ 3/ Nano-Sec	Outline Ref. No.
			$T_A = 55^\circ C$ Amps	$T_L = 55^\circ C$ 1/ Amps	$TOIL = 55^\circ C$ 2/ Amps		Amps	Volts	$T_c = 25^\circ C$ Micro-Amps	$T_c = 100^\circ C$ Micro-Amps		
SV115	1,500	1,050	0.25	0.35	0.60	30	1.0	10.0	5.0	100	—	1
SV125	2,500	1,750	0.25	0.35	0.60	30	1.0	10.0	5.0	100	—	1
SV150	5,000	3,500	0.25	0.35	0.60	30	1.0	10.0	5.0	100	—	1
SV175	7,500	5,250	0.25	0.35	0.60	30	1.0	14.0	5.0	100	—	1
SV1100	10,000	7,000	0.25	0.35	0.60	30	1.0	14.0	5.0	100	—	1
SV115F	1,500	1,050	0.20	0.30	0.50	20	1.0	12.0	5.0	150	250	1
SV125F	2,500	1,750	0.20	0.30	0.50	20	1.0	12.0	5.0	150	250	1
SV150F	5,000	3,500	0.20	0.30	0.50	20	1.0	15.5	5.0	150	250	1
SV175F	7,500	5,250	0.20	0.30	0.50	20	1.0	15.5	5.0	150	250	1
SV215	1,500	1,050	0.35	0.60	1.25	100	3.0	10.0	8.0	150	—	2
SV225	2,500	1,750	0.35	0.60	1.25	100	3.0	10.0	8.0	150	—	2
SV250	5,000	3,500	0.35	0.60	1.25	100	3.0	10.0	8.0	150	—	2
SV275	7,500	5,250	0.35	0.60	1.25	100	3.0	14.0	8.0	150	—	2
SV2100	10,000	7,000	0.35	0.60	1.25	100	3.0	14.0	8.0	150	—	2
SV215F	1,500	1,050	0.30	0.50	1.00	80	3.0	12.0	8.0	200	250	2
SV225F	2,500	1,750	0.30	0.50	1.00	80	3.0	12.0	8.0	200	250	2
SV250F	5,000	3,500	0.30	0.50	1.00	80	3.0	15.5	8.0	200	250	2
SV275F	7,500	5,250	0.30	0.50	1.00	80	3.0	15.5	8.0	200	250	2
SV315	1,500	1,050	0.75	1.0	2.0	200	5.0	10.0	10.0	200	—	3
SV325	2,500	1,750	0.75	1.0	2.0	200	5.0	10.0	10.0	200	—	3
SV350	5,000	3,500	0.75	1.0	2.0	200	5.0	10.0	10.0	200	—	3
SV375	7,500	5,250	0.75	1.0	2.0	200	5.0	14.0	10.0	200	—	3
SV3100	10,000	7,000	0.75	1.0	2.0	200	5.0	14.0	10.0	200	—	3
SV315F	1,500	1,050	0.60	0.85	1.5	150	5.0	12.0	10.0	250	250	3
SV325F	2,500	1,750	0.60	0.85	1.5	150	5.0	12.0	10.0	250	250	3
SV350F	5,000	3,500	0.60	0.85	1.5	150	5.0	15.5	10.0	250	250	3
SV375F	7,500	5,250	0.60	0.85	1.5	150	5.0	15.5	10.0	250	250	3

NOTES: 1/ Lead temperature, T_L , is as referenced under mechanical data on opposite side of this sheet.
 2/ Oil temperature, $TOIL$, is measured at a point approximately 0.5 inch from the center of the case.

3/ Recovery test conditions are per (Mil-S-19500/286C): IFM = 0.5Apk $I_{Rr} = 1.0Apk$ Recover to 0.25A
 4/ Operating and storage temperature ranges from $-55^\circ C$ to $150^\circ C$.

DISTRIBUTED/REPRESENTED BY:



**CONDITIONING
 SEMICONDUCTOR
 DEVICES
 CORPORATION**

Ridge Road, Frankford Township
 Post Office Box 2098
 Branchville, New Jersey 07826
 Telephone: (201) 948-3900
 Telex: 219023/CSDC UR