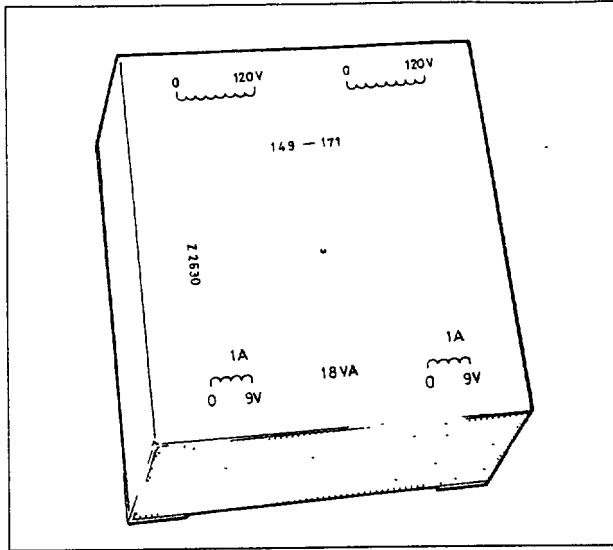


'78 - 378

178 - 367 to 380



TRANSFORMERS

LOW PROFILE ENCAPSULATED TRANSFORMERS

To VDE 0550 and BS 415 2VA to 30VA PCB mounting range

This range of low profile transformers is mounted in resin filled thermoplastic cases and is designed to be through hole soldered to PCB's. Mechanical fixing is by way of four screws (No6 x 9.5mm), using holes moulded into the corners of the case

Twin primary and secondary windings are wound on separate bobbins, giving maximum isolation for enhanced safety and low interwinding capacitance. The near circular shape of the transformer core results in low magnetic flux leakage. All transformers are subjected to 4 kV AC insulation tests and manufactured to VDE 0550 Class 2, BS 415 Class 2 and insulation classification E 120°C. Secondary voltage tolerance is within 5% at full load. Twin primary windings give 240V or 120V operation with various voltage/current output combinations.

- ▶ 2 to 30 VA ranges, 38 models
- ▶ Twin primaries for 240 or 120 volt operation
- ▶ Manufactured in accordance with BS 415 Class 2 and VDE 0550 Class 2
- ▶ Low interwinding capacitance and low magnetic flux
- ▶ Secondary voltage tolerance <5% at full load
- ▶ Two independent secondaries, 6V to 24V

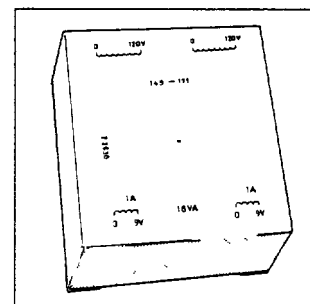
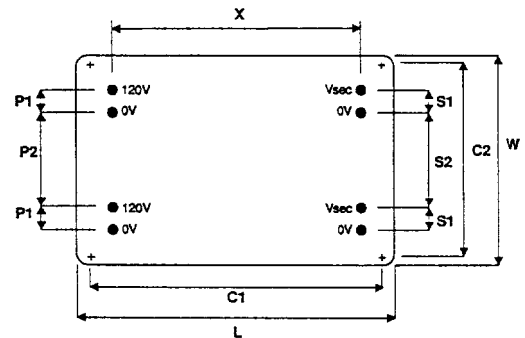


LOW PROFILE
ENCAPSULATED
TRANSFORMERS

TRANSFORMERS

Order Codes

	CODE
2VA - 34% typical regulation	
0 - 6V, 0 - 6V @ 0.17A	Z2594
0 - 9V, 0 - 9V @ 0.11A	Z2595
0 - 12V, 0 - 12V @ 0.085A	Z2596
4VA - 24% typical regulation	
0 - 6V, 0 - 6V @ 0.33A	Z2601
0 - 9V, 0 - 9V @ 0.22A	Z2602
0 - 12V, 0 - 12V @ 0.165A	Z2603
0 - 18V, 0 - 18V @ 0.11A	Z2605
0 - 24V, 0 - 24V @ 0.083A	Z2606
6VA - 24% typical regulation	
0 - 6V, 0 - 6V @ 0.50A	Z2608
0 - 9V, 0 - 9V @ 0.33A	Z2609
0 - 12V, 0 - 12V @ 0.25A	Z2610
0 - 15V, 0 - 15V @ 0.20A	Z2611
0 - 18V, 0 - 18V @ 0.165A	Z2612
0 - 24V, 0 - 24V @ 0.125A	Z2613
10VA - 26% typical regulation	
0 - 6V, 0 - 6V @ 0.83A	Z2615
0 - 9V, 0 - 9V @ 0.55A	Z2616
0 - 12V, 0 - 12V @ 0.42A	Z2617
0 - 15V, 0 - 15V @ 0.335A	Z2618
0 - 18V, 0 - 18V @ 0.28A	Z2619
0 - 24V, 0 - 24V @ 0.21A	Z2620
18VA - 17% typical regulation	
0 - 6V, 0 - 6V @ 1.50A	Z2629
0 - 9V, 0 - 9V @ 1.00A	Z2630
0 - 12V, 0 - 12V @ 0.35A	Z2631
0 - 15V, 0 - 15V @ 0.60A	Z2632
0 - 18V, 0 - 18V @ 0.50A	Z2633
0 - 24V, 0 - 24V @ 0.375A	Z2634
24VA - 24% typical regulation	
0 - 6V, 0 - 6V @ 2.00A	Z2636
0 - 9V, 0 - 9V @ 1.33V	Z2637
0 - 12V, 0 - 12V @ 1.00A	Z2638
0 - 15V, 0 - 15V @ 0.80A	Z2639
0 - 18V, 0 - 18V @ 0.66A	Z2640
0 - 24V, 0 - 24V @ 0.50A	Z2641
30VA - 24% typical regulation	
0 - 6V, 0 - 6V @ 2.50A	Z2643
0 - 9V, 0 - 9V @ 1.60A	Z2644
0 - 12V, 0 - 12V @ 1.25A	Z2645
0 - 15V, 0 - 15V @ 1.00A	Z2646
0 - 18V, 0 - 18V @ 0.83A	Z2647
0 - 24V, 0 - 24V @ 0.625A	Z2648



Transformer specifications

	2VA	4VA	6VA	10VA	18VA	24VA	30VA
Width mm	44	44	44	57	57	57	57
Height mm	17	19	22.6	22.8	27.6	31.4	35.8
Length mm	53	53	53	68	68	68	68
Weight g	115	145	175	280	375	450	515
Fixing centres mm							
C1	47.5	47.5	47.5	62.5	62.5	62.5	62.5
C2	37.5	37.5	37.5	50	50	50	50
Pin configuration (to suit 1 mm diameter hole)							
P1	10	10	10	15	15	15	15
P2	15	15	15	16	16	16	16
S1	5	5	5	10	10	10	10
S2	25	25	25	26	26	26	26
X	35	35	35	45	45	45	45