


3 mm Square Surface Mount Miniature Trimmer Single-Turn Cermet Sealed



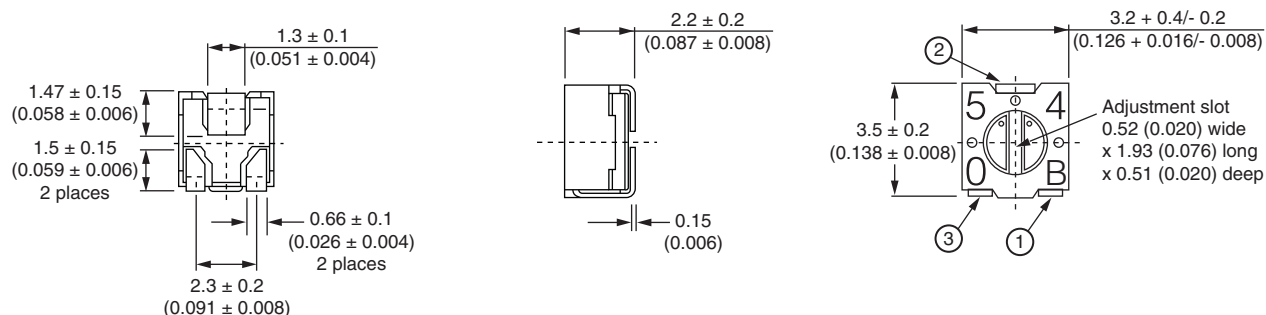
FEATURES

- 0.125 W at 70 °C
- Small size for optimum packaging density
- Suitable for both manual and automatic operations
- Compliant to RoHS Directive 2002/95/EC

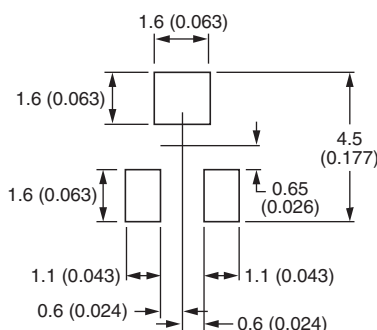

RoHS
COMPLIANT

DIMENSIONS in millimeters (inches) ± 0.25 mm (± 0.010 ")

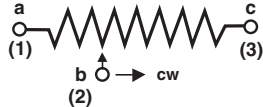
TS3YJ



RECOMMENDED SOLDERING AREAS



ELECTRICAL SPECIFICATIONS

Resistive element	Cermet
Electrical travel	220°
Resistance range	10 Ω to 2 M Ω
Stocked range	1 k Ω to 100 k Ω
Standard series	1 - 2 - 5
Tolerance standard	$\pm 20\%$
Circuit diagram	
Power rating	0.125 W at 70 °C
Temperature coefficient (max.)	$\geq 100\ \Omega \pm 150\text{ ppm}/^\circ\text{C}$ / $> 100\ \Omega \pm 100\text{ ppm}/^\circ\text{C}$
Limiting element voltage (max.)	200 V
Contact resistance variation	3 % or 3 Ω
End resistance	1 % or 3 Ω
Dielectric strength (RMS)	500 V (sea level)
Insulation resistance (500 V _{DC})	100 M Ω

MECHANICAL SPECIFICATIONS

Mechanical travel	250°
Operating torque (max. Ncm)	0.5
End stop torque (min. Ncm)	2
Unit weight (max. g)	0.1
Mechanical life (cycles)	50

ENVIRONMENTAL SPECIFICATIONS

Temperature range	- 55 °C to + 125 °C
Sealing	Sealed container IP67
MSL level	1

SOLDERING RECOMMENDATIONS

Recommended reflow profile 2, see Application Note www.vishay.com/doc?52029

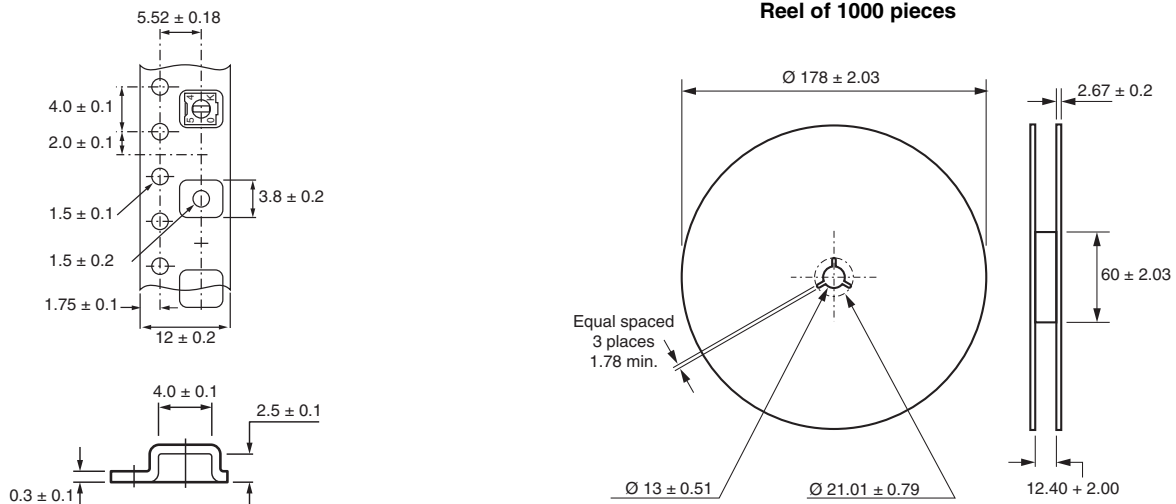
STANDARD RESISTANCE ELEMENT DATA

RESISTANCE	PART MARKING CODE	RESISTANCE CODE
10	A1	100
20	21	200
50	51	500
100	A2	101
200	22	201
500	52	501
1K	A3	102
2K	23	202
5K	53	502
10K	A4	103
20K	24	203
50K	54	503
100K	A5	104
200K	25	204
500K	55	504
1M	A6	105
2M	26	205

3 mm Square Surface Mount Miniature Trimmer Single-Turn Cermet Sealed

Vishay Sfernice

PACKAGING



ORDERING INFORMATION (Part Number)

T	S	3	Y	J	5	0	3	M	R	1	5				
MODEL		STYLE		OHMIC VALUE			TOLERANCE		PACKAGING		SPECIAL NUMBER				
TS3		YJ		From 10 Ω to 2 MΩ 503 = 50 kΩ			M = ± 20 %		R15 = Reel 1000 pieces		(If applicable) Given by Vishay for custom design				

DESCRIPTION (for information only)

TS3	YJ	50K	20 %		TR	e3
MODEL	STYLE	VALUE	TOLERANCE	SPECIAL	PACKAGING	LEAD FINISH



Disclaimer

All product specifications and data are subject to change without notice.

Vishay Intertechnology, Inc., its affiliates, agents, and employees, and all persons acting on its or their behalf (collectively, "Vishay"), disclaim any and all liability for any errors, inaccuracies or incompleteness contained herein or in any other disclosure relating to any product.

Vishay disclaims any and all liability arising out of the use or application of any product described herein or of any information provided herein to the maximum extent permitted by law. The product specifications do not expand or otherwise modify Vishay's terms and conditions of purchase, including but not limited to the warranty expressed therein, which apply to these products.

No license, express or implied, by estoppel or otherwise, to any intellectual property rights is granted by this document or by any conduct of Vishay.

The products shown herein are not designed for use in medical, life-saving, or life-sustaining applications unless otherwise expressly indicated. Customers using or selling Vishay products not expressly indicated for use in such applications do so entirely at their own risk and agree to fully indemnify Vishay for any damages arising or resulting from such use or sale. Please contact authorized Vishay personnel to obtain written terms and conditions regarding products designed for such applications.

Product names and markings noted herein may be trademarks of their respective owners.