

SpiceLED[™]

Like spice, its diminutive size is a stark contrast to its standout performance in terms of brightness, durability and reliability. Despite being the smallest in size yet the SpiceLED[™] packs a powerful performance and is a highly reliable design device. Its versatility enables its application in automotive appliances, key-pad illumination, hand-held devices such as PDAs, notebooks, compact back-lighting applications, consumer appliances, office equipment, audio and video equipment.



Features:

- > High brightness surface mount LED.
- > Super wide viewing angle of 160°.
- > Equivalent to 0603 package outline. Copper lead-frame construction.
- > Qualified according to JEDEC moisture sensitivity Level 2.
- > Compatible to both IR reflow soldering and TTW soldering.
- > Environmental friendly; RoHS compliance.



Applications:

- > Automotive: interior applications, eg: switches, telematics, climate control system, dashboard, etc.
- > Consumer Appliances: LCD illumination as in PDAs, LCD TV.
- > Communication: indicator and backlight in mobilephone.
- > Display: full color display video notice board.
- > Industry: white goods (eg: Oven, microwave, etc.).



Part Ordering Number	Chip Technology / Color	Viewing Angle°	Luminous Intensity @ IF = 2mA IV (mcd)
SSW-SLD-LM2-1	InGaN	160	11.20 - 28.50
• SSW-SLD-L1	White		11.20 - 14.00
• SSW-SLD-L2			14.00 - 18.00
• SSW-SLD-M1			18.00 - 22.40
• SSW-SLD-M2			22.40 - 28.50
SSW-SLD-L2N1-1			14.00 - 35.50
• SSW-SLD-L2			14.00 - 18.00
• SSW-SLD-M1			18.00 - 22.40
• SSW-SLD-M2			22.40 - 28.50
• SSW-SLD-N1			28.50 - 35.50

NOTE

1. All part number above comes in a quantity of 3000 units per reel.
2. Other luminous intensity groups are also available upon request
3. Luminous intensity is measured with an accuracy of $\pm 11\%$.
4. Wavelength binning is carried for all units as per the wavelength-binning table. Only one wavelength group is allowed for each reel.

Electrical Characteristics at Ta=25°C

Part Number	Min. (V)	Vf @ If = 2mA		Vf @ If = 10mA		Vr @ Ir = 10uA
		Typ. (V)	Max. (V)	Typ. (V)	Min. (V)	
SSW-SLD	2.6	2.8	3.0	3.0		5

Forward voltage, Vf is measured with an accuracy of ± 0.1 V.

Absolute Maximum Ratings

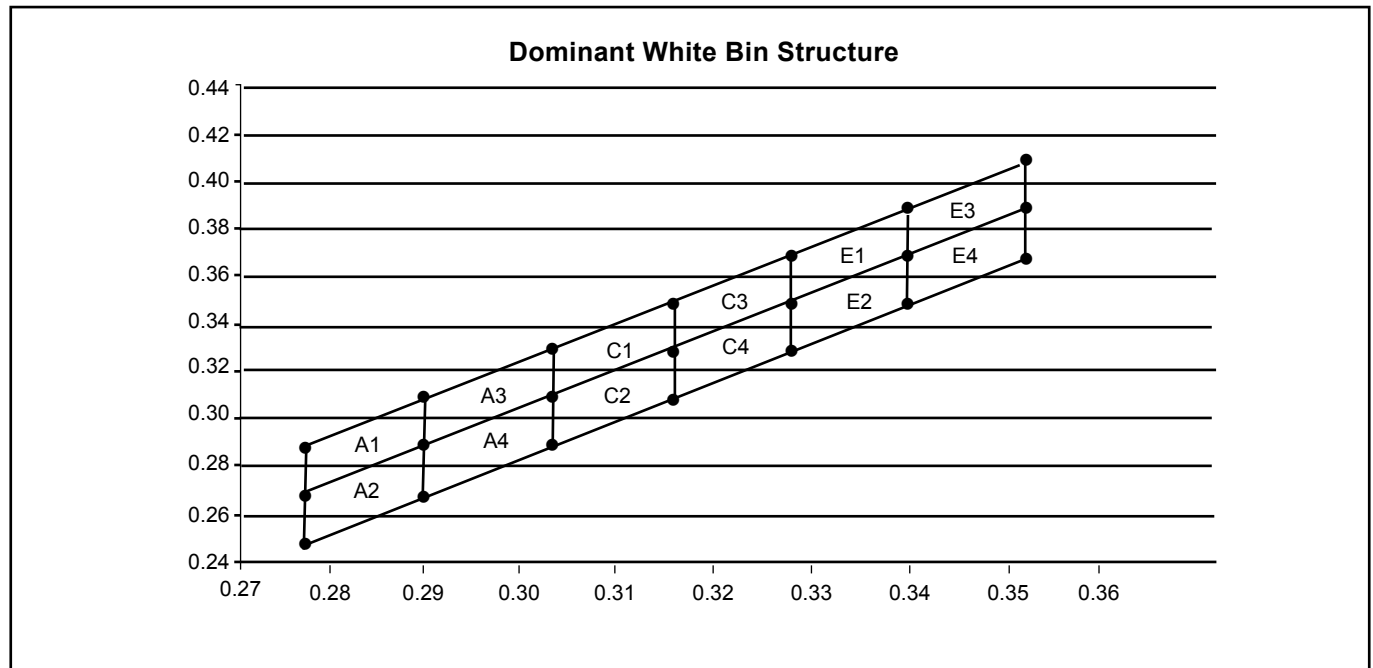
	Maximum Value	Unit
DC forward current	15	mA
Peak pulse current; (tp ≤ 10µs, Duty cycle = 0.1)	100	mA
Reverse voltage; Ir _{max} = 10µA	5	V
ESD threshold (HBM)	1000	V
LED junction temperature	110	°C
Operating temperature	-40 ... +100	°C
Storage temperature	-40 ... +100	°C
Power dissipation (at room temperature)	45	mW

Material

Material	
Lead-frame	Cu Alloy With NiPdAu Plating
Package	High Temperature Resistant Epoxy Resin

Note: product is Pb free

Wavelength Grouping



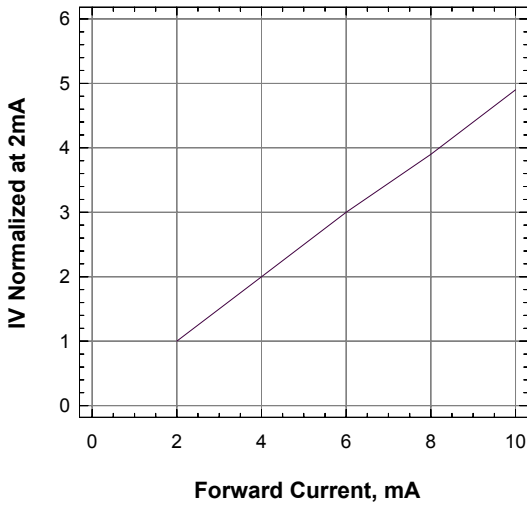
Chromaticity coordinate groups are measured with an accuracy of ± 0.01 .

Bin					
A1	Cx	0.2775	0.2900	0.2900	0.2775
	Cy	0.2732	0.2939	0.3114	0.2907
A2	Cx	0.2775	0.2900	0.2900	0.2775
	Cy	0.2557	0.2764	0.2939	0.2732
A3	Cx	0.2900	0.3025	0.3025	0.2900
	Cy	0.2939	0.3146	0.3321	0.3114
A4	Cx	0.2900	0.3025	0.3025	0.2900
	Cy	0.2764	0.2971	0.3146	0.2939
C1	Cx	0.3025	0.3150	0.3150	0.3025
	Cy	0.3146	0.3354	0.3529	0.3321
C2	Cx	0.3025	0.3150	0.3150	0.3025
	Cy	0.2971	0.3179	0.3354	0.3146
C3	Cx	0.3150	0.3275	0.3275	0.3150
	Cy	0.3354	0.3561	0.3736	0.3529
C4	Cx	0.3150	0.3275	0.3275	0.3150
	Cy	0.3179	0.3386	0.3561	0.3354

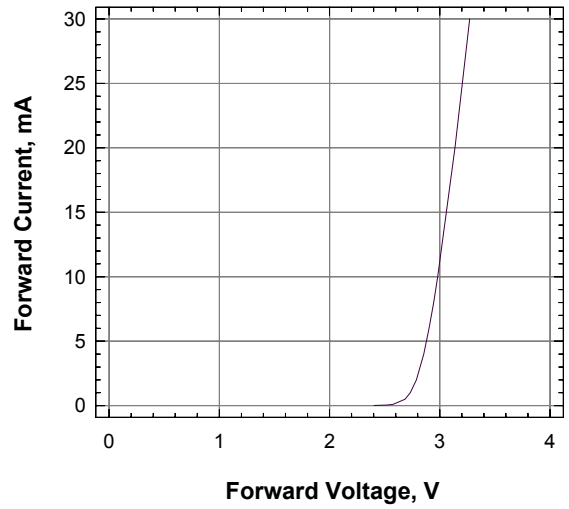
Bin					
E1	Cx	0.3275	0.3400	0.3400	0.3275
	Cy	0.3561	0.3768	0.3943	0.3736
E2	Cx	0.3275	0.3400	0.3400	0.3275
	Cy	0.3386	0.3593	0.3768	0.3561
E3	Cx	0.3400	0.3525	0.3525	0.3400
	Cy	0.3768	0.3975	0.4150	0.3943
E4	Cx	0.3400	0.3525	0.3525	0.3400
	Cy	0.3593	0.3800	0.3975	0.3768

Dominant color coordinate is measured with an accuracy of ± 0.01 .

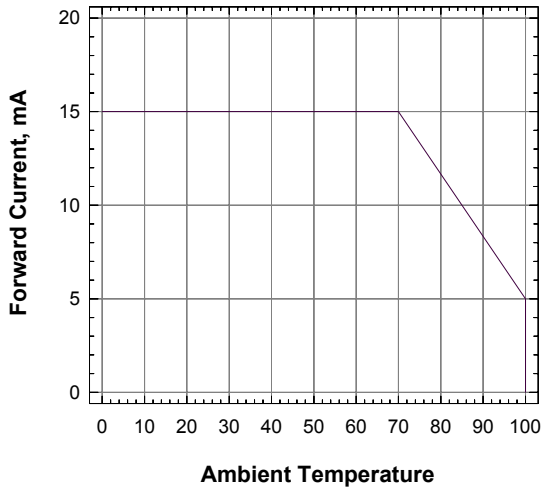
Intensity Vs Forward Current



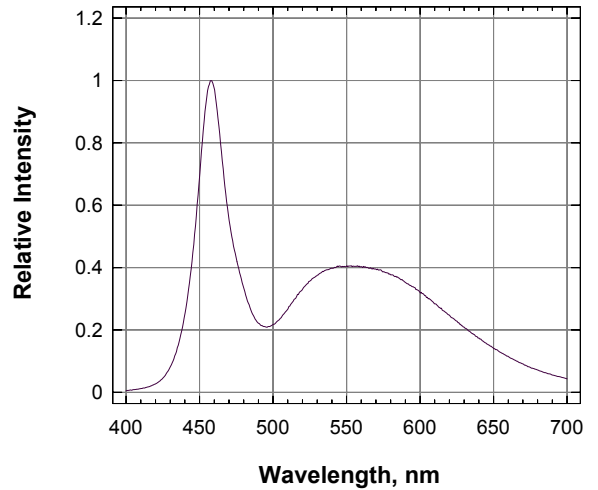
Forward Current Vs Forward Voltage



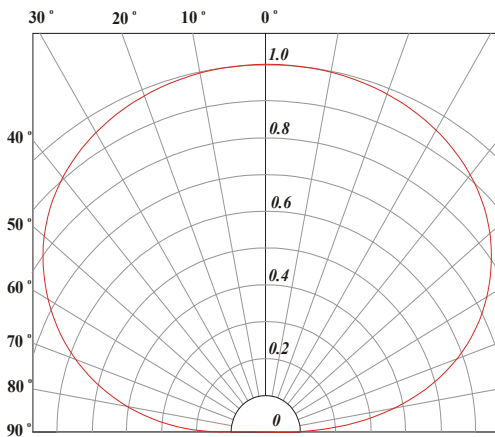
Maximum Current Vs Ambient Temperature



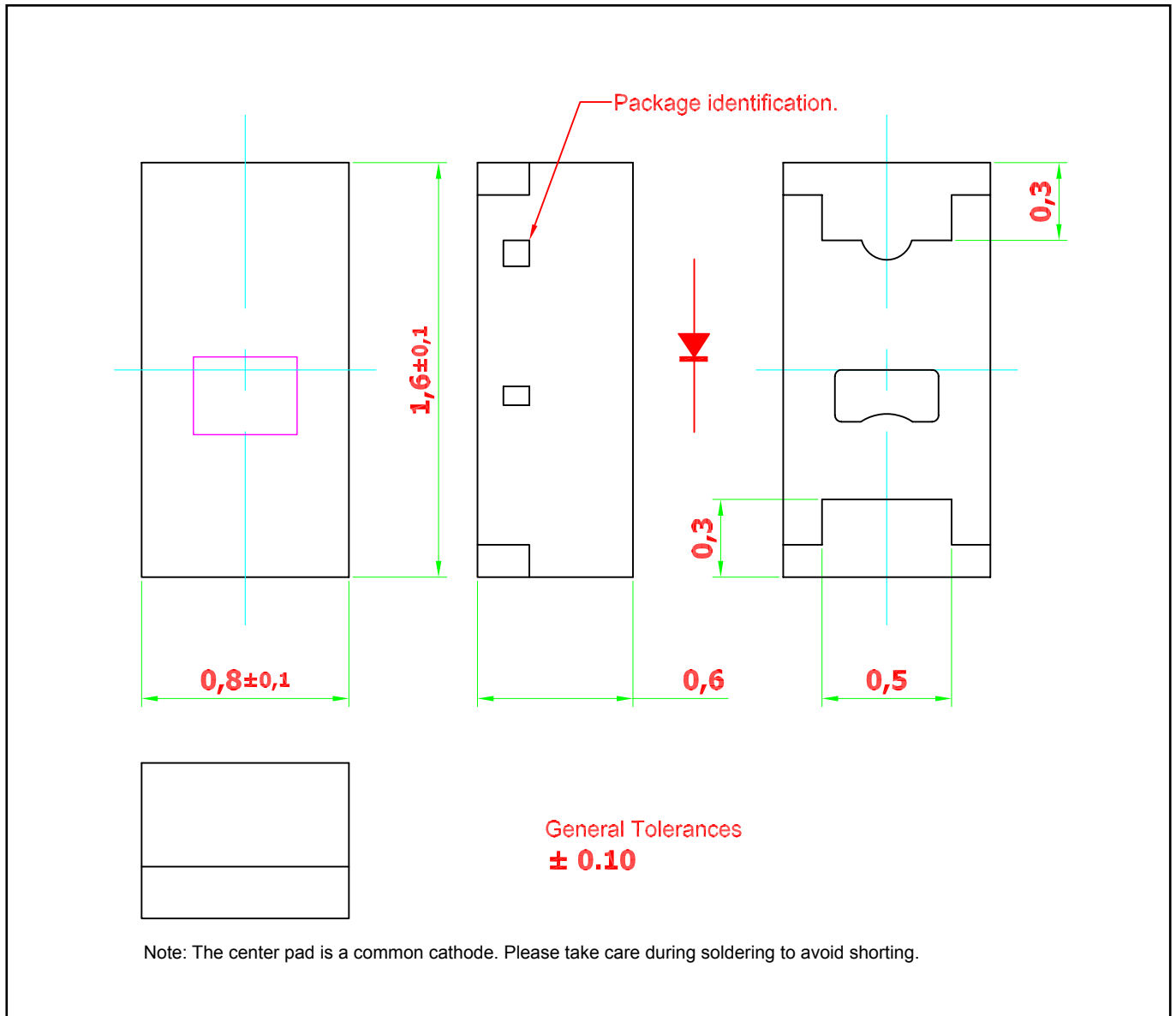
Relative Intensity Vs Wavelength



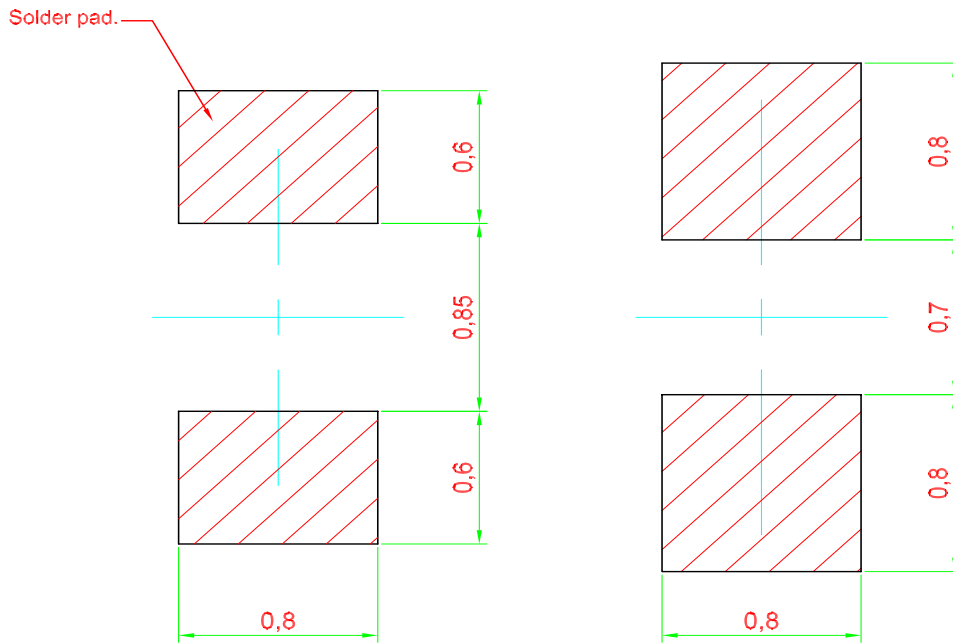
Radiation Pattern



SpiceLED™ • InGaN White S-Spice : SSW-SLD Package Outlines



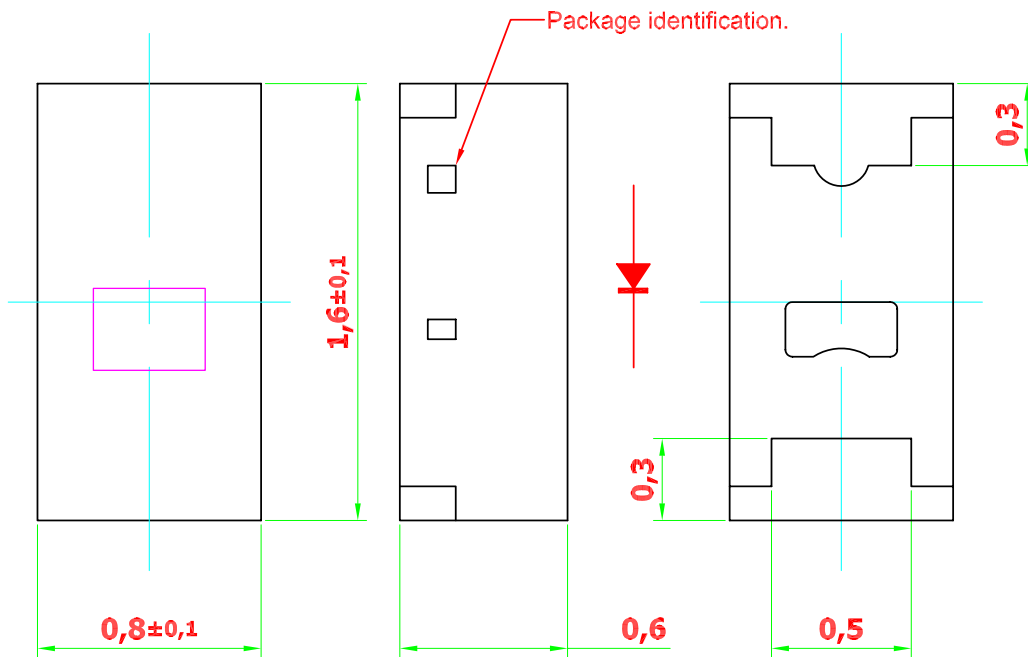
Recommended Solder Pad



Recommended Solder-pad

Alternative Solder-pad
Compatible to ChipLED 0603

Note: Component is based on a new package platform, which features “Bottom Only Terminations”. Solder joints are only formed at the bottom of the component and solder fillet will not be observable as the sides of the component.

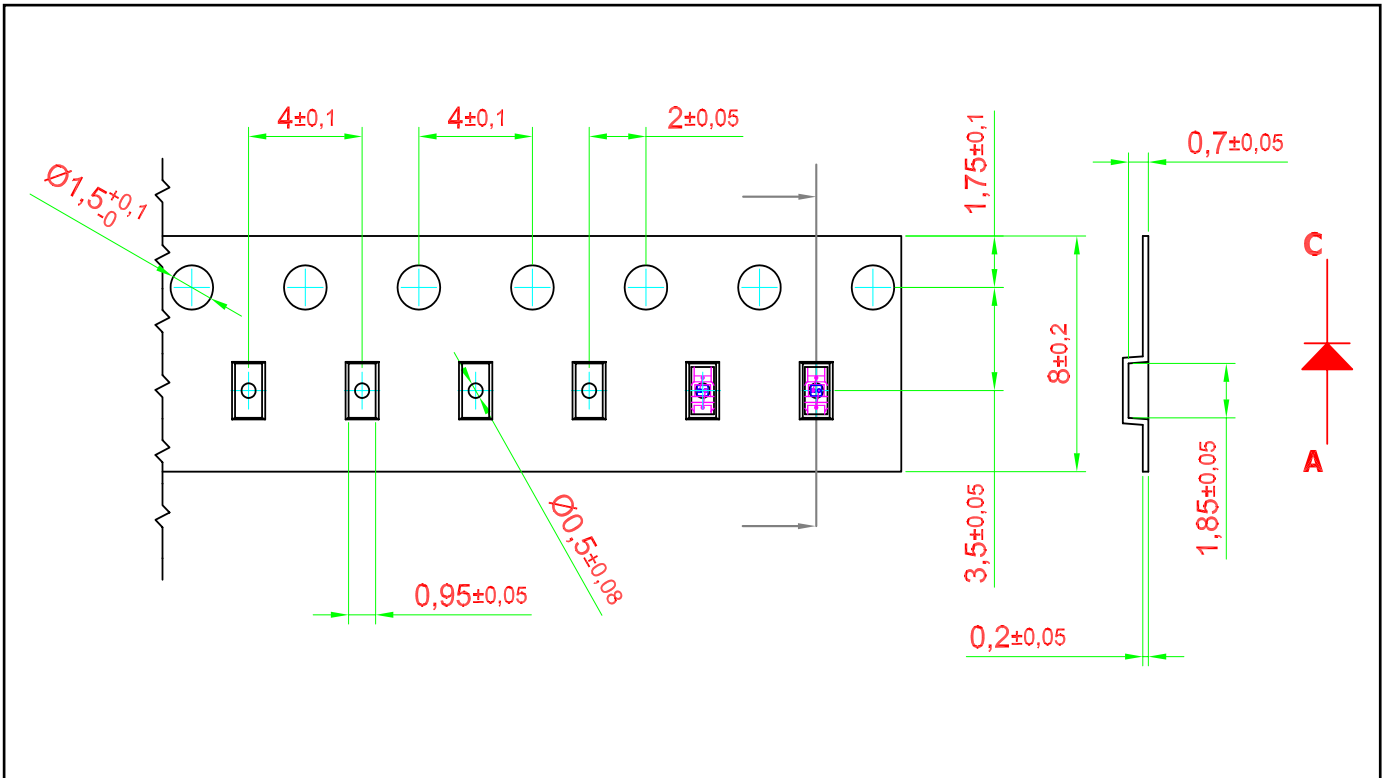


Surface are not intended for soldering

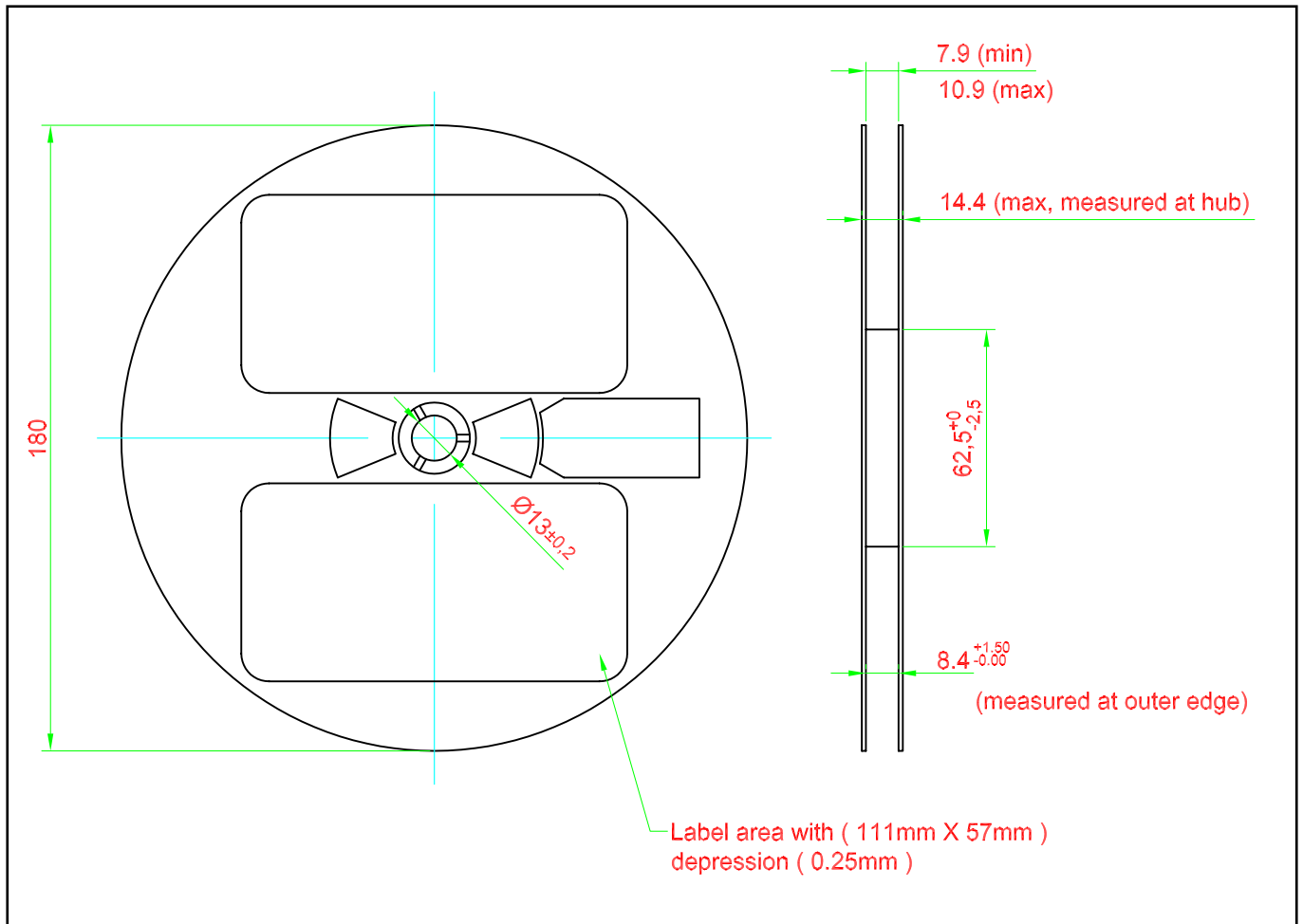
General Tolerances
± 0.10

Taping and orientation

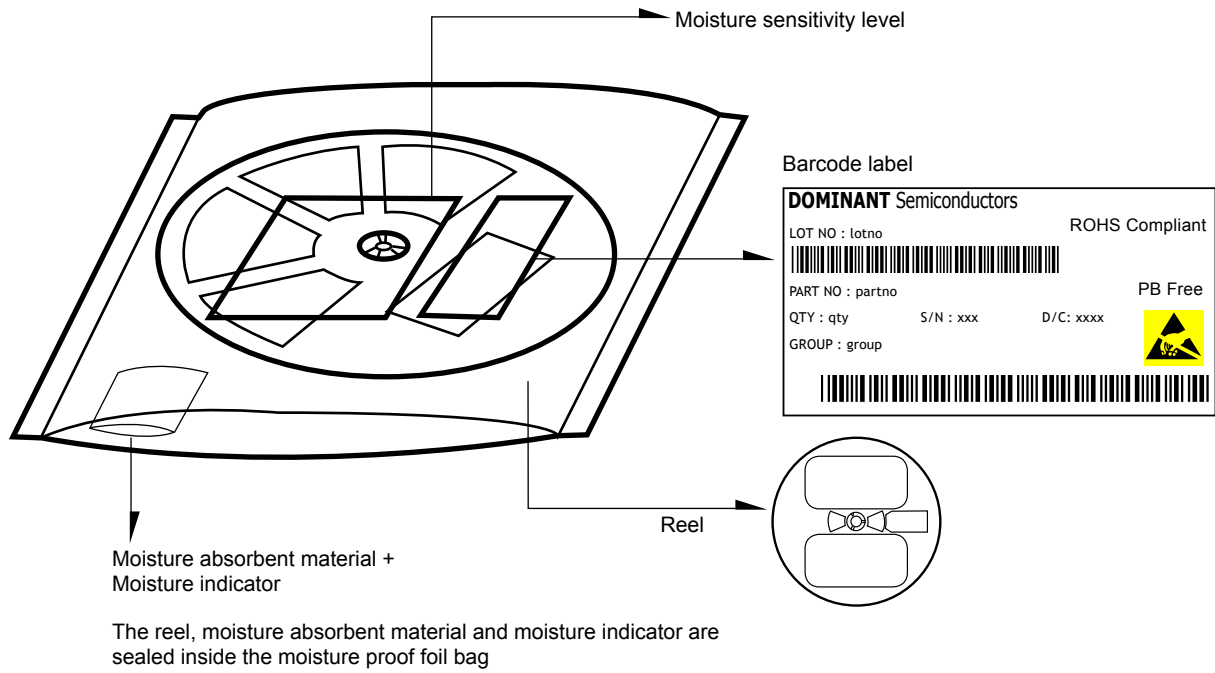
- Reels come in quantity of 3000 units.
- Reel diameter is 180 mm.



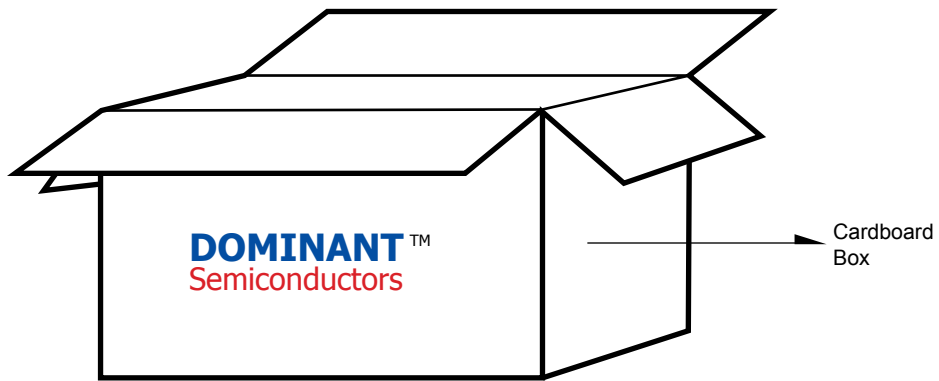
Packaging Specification



Packaging Specification



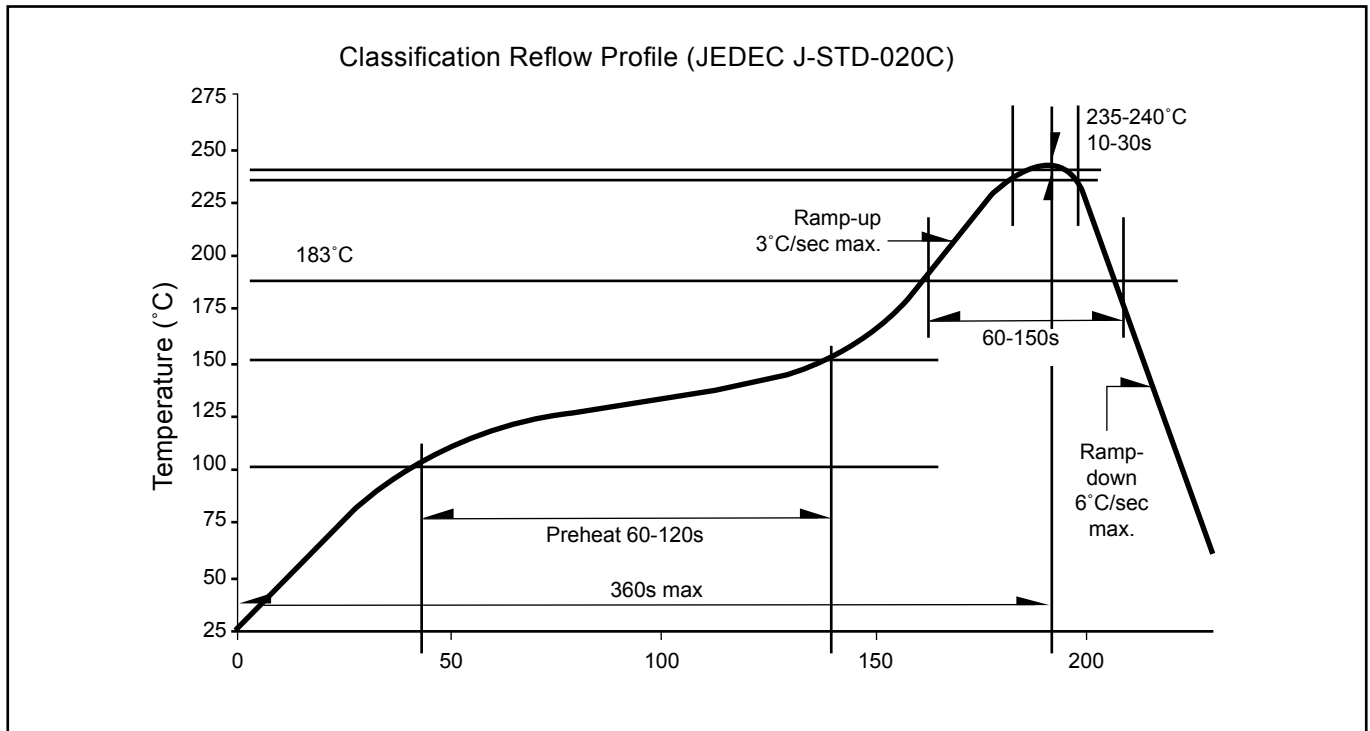
	Average 1pc SpiceLED	1 completed bag (3000pcs)
Weight (gram)	0.001	140 ± 10



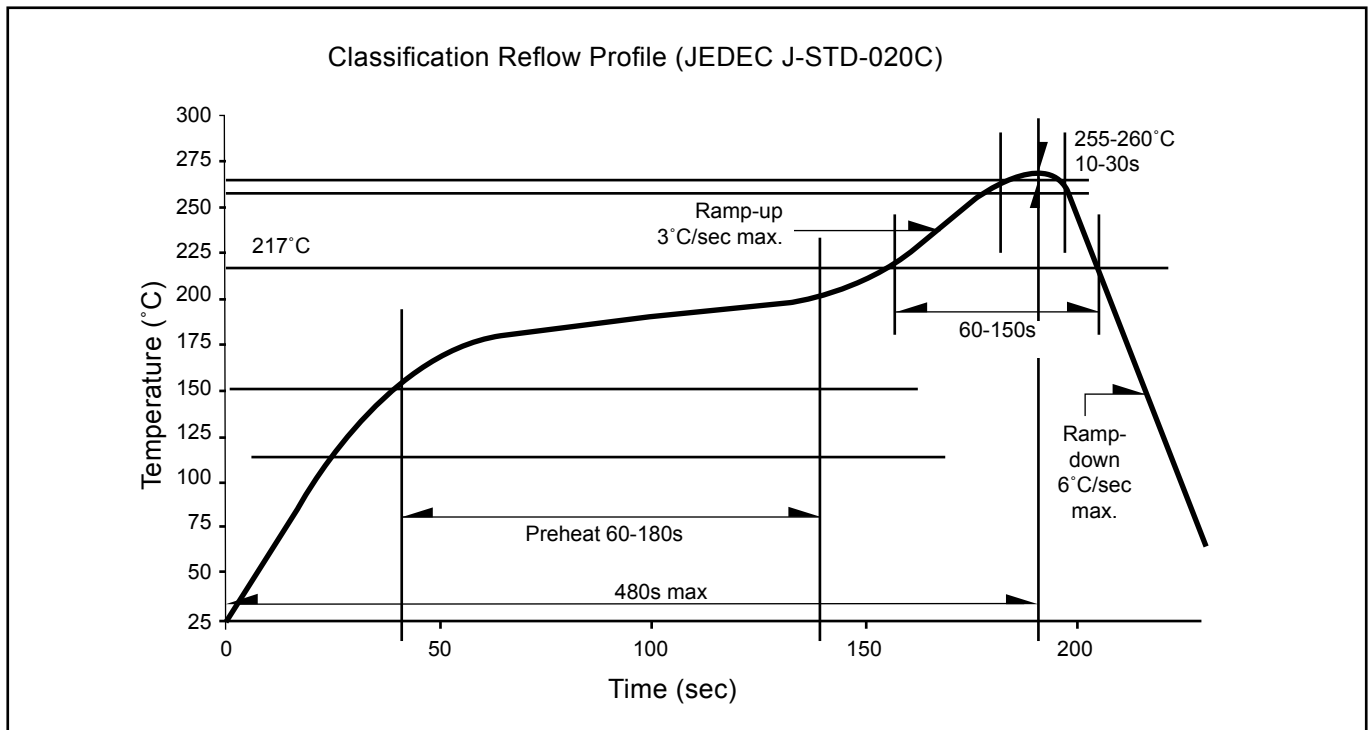
For SpiceLED™

Cardboard Box Size	Dimensions (mm)	Empty Box Weight (kg)	Reel / Box	Quantity / Box (pcs)
Small	300 x 250 x 250	0.58	15 reels MAX	45,000 MAX
Large	416 x 516 x 476	1.74	55 reels MAX	165,000 MAX

Recommended Sn-Pb IR-Reflow Soldering Profile



Recommended Pb-free Soldering Profile



Revision History

Page	Subjects	Date of Modification
-	New Format	23 Feb 2006

NOTE

All the information contained in this document is considered to be reliable at the time of publishing. However, DOMINANT Semiconductors does not assume any liability arising out of the application or use of any product described herein.

DOMINANT Semiconductors reserves the right to make changes at any time without prior notice to any products in order to improve reliability, function or design.

DOMINANT Semiconductors products are not authorized for use as critical components in life support devices or systems without the express written approval from the Managing Director of DOMINANT Semiconductors.

