

PLEASE CHECK WWW.MOLEX.COM FOR LATEST PART INFORMATION

Part Number: [0014442909](#)
Status: **Active**
Overview: [cgrid_sl_products](#)
Description: 2.54mm (.100") Pitch SL™ Insulation Displacement Connector Assembly, Male, Single Row, Version D, Back Ribs, for Wire Size 26, 0.76µm (30µ") Gold (Au), 9 Circuits

Documents:

[3D Model](#) [Product Specification PS-70400 \(PDF\)](#)
[Drawing \(PDF\)](#) [RoHS Certificate of Compliance \(PDF\)](#)

Agency Certification

CSA LR19980
 UL E29179

General

Product Family Ribbon Cable / Wire Trap Connectors
 Series [70475](#)
 Comments Terminals Preloaded
 Component Type Housing
 Glow-Wire Compliant No
 Overview [cgrid_sl_products](#)
 Product Name SL™

Physical

Circuits (Loaded) 9
 Durability (mating cycles max) 50
 Entry Angle Vertical
 Flammability 94V-0
 Lock to Mating Part None
 Number of Rows 1
 PCB Retention None
 Packaging Type Tube
 Pitch - Mating Interface (in) 0.100 In
 Pitch - Mating Interface (mm) 2.54 mm
 Polarized to Mating Part No
 Stackable Yes
 Surface Mount Compatible (SMC) N/A
 Temperature Range - Operating -40°C to +105°C
 Wire Insulation Diameter 1.35mm (.053") max.
 Wire Size AWG 26
 Wire/Cable Type Discrete Wire, Ribbon Cable

Electrical

Current - Maximum per Contact 1.8A
 Voltage - Maximum 250V

Material Info

Reference - Drawing Numbers

Product Specification PS-70400



EU RoHS **China RoHS**

Compliance Status

Not Reviewed

REACH SVHC

Not Reviewed

Halogen-Free

Status

Not Reviewed

Need more information on product environmental compliance?

Email productcompliance@molex.com
 For a multiple part number RoHS Certificate of Compliance, [click here](#)

Please visit the [Contact Us](#) section for any non-product compliance questions.

Search Parts in this Series

[70475Series](#)

Mates With

[70004](#) Interim Clip (Single Row), [70013](#) Interim Clip (Dual Row)

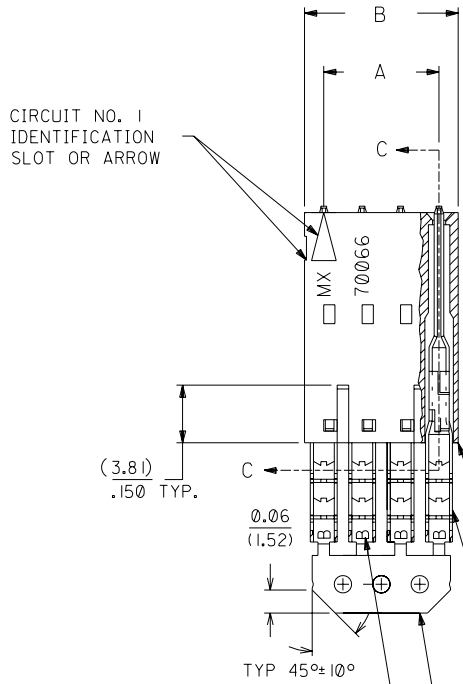
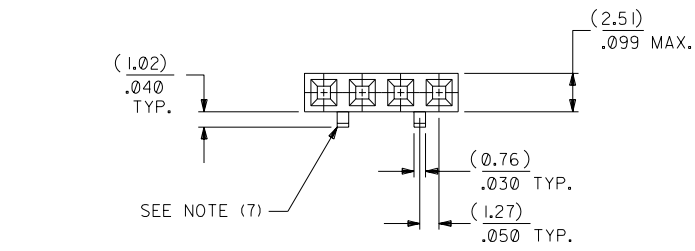
Use With

[7307](#) Tinned 28AWG, [7767](#) Topcoat 28AWG, [24241](#) Tinned 26AWG, [8996](#) Topcoat 26AWG, [24226](#) Tinned 24AWG, [8997](#) Topcoat 24AWG, [24369](#) High Flex 26AWG, [24389](#) High Flex 24AWG

OPTION D

NOTES:

- 1) TO BE USED WITH (26) AWG. STRANDED WIRE WITH (1.35)/.053 DIA. MAX. INSULATION.
- 2) SEE CHART FOR CIRCUIT SIZES.
- 3) STANDARD PACKAGING PER PK-70873-0001. OPTIONAL PACKAGING MAY BE AVAILABLE, REQUEST DWG. PK-70475.
- 4) PARTS STACKABLE END TO END ON (2.54)/.100 CENTERS.
- 5) REFER TO PRODUCT SPECIFICATION: PS-70475.
- 6) SEE DWG. SDA-70475-***** (SHT.3) FOR OPTIONAL HOUSING DETAILS.
- 7) 4 CIRCUIT SHOWN. 3 - 25 CKT'S. HAVE (2) RIBS.
- 8) TO MATE WITH MOLEX PART NO'S.: 70018-****, 70022-****, 70104-****.
- 9) 2 CIRCUIT ASSEMBLIES SUPPLIED AS GROUPED PAIRS.



I.D. SLOT CODE TO WIRE GAUGE CHART	
I.D. SLOT CODE	WIRE GAUGE
B	26 AWG.

PLATING CODE (STRIPE ON CARRIER STRIP)	
PLATING	COLOR
30 GOLD	RED

30 GOLD - .000030 MINIMUM GOLD IN SELECT AREA WITH .000075 MINIMUM TIN IN SELECT AREA OVER .000050 MINIMUM NICKEL OVER-ALL.

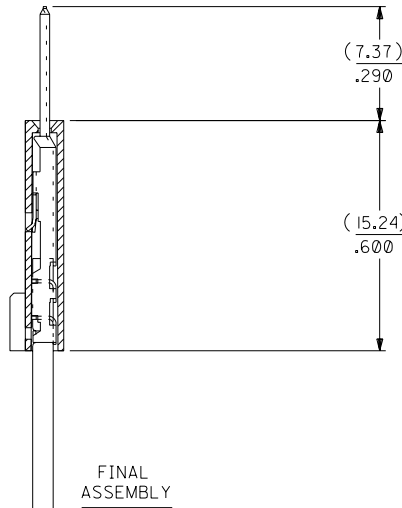
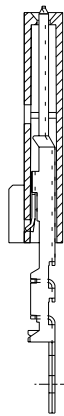
*THE PRIMARY SHIPPING CARTON WILL BE LABELED "COMPLIANT TO RoHS DIRECTIVE 2002/95/EC AND ELV ANNEX II OF DIRECTIVE 2000/53/EC". CARTONS WITHOUT THIS LABEL MAY CONTAIN PRODUCT WITH LEAD.

HOUSING PART NO. 70066-****
MATERIAL: G.F. POLYESTER, 94V-0

TERMINAL PART NO. 70110-****
MATERIAL: PHOSPHOR BRONZE
PLATING PER ES-88-***



SECTION C-C



CKT. SIZE	A	B	EDP. NO.	ENG. NO.
2	(2.54) .100	(5.05) .199	14-44-2902	A-70475-1296
3	(5.08) .200	(7.59) .299	14-44-2903	A-70475-1297
4	(7.62) .300	(10.13) .399	14-44-2904	A-70475-1298
5	(10.16) .400	(12.67) .499	14-44-2905	A-70475-1299
6	(12.70) .500	(15.21) .599	14-44-2906	A-70475-1300
7	(15.24) .600	(17.75) .699	14-44-2907	A-70475-1301
8	(17.78) .700	(20.29) .799	14-44-2908	A-70475-1302
9	(20.32) .800	(22.83) .899	14-44-2909	A-70475-1303
10	(22.86) .900	(25.37) .999	14-44-2910	A-70475-1304
11	(25.54) 1.000	(27.91) 1.099	14-44-2911	A-70475-1305
12	(27.94) 1.100	(30.45) 1.199	14-44-2912	A-70475-1306
13	(30.48) 1.200	(32.99) 1.299	14-44-2913	A-70475-1307
14	(33.02) 1.300	(35.53) 1.399	14-44-2914	A-70475-1308
15	(35.56) 1.400	(38.07) 1.499	14-44-2915	A-70475-1309
16	(38.01) 1.500	(40.61) 1.599	14-44-2916	A-70475-1310
17	(40.64) 1.600	(43.15) 1.699	14-44-2917	A-70475-1311
18	(43.18) 1.700	(45.69) 1.799	14-44-2918	A-70475-1312
19	(45.72) 1.800	(48.23) 1.899	14-44-2919	A-70475-1313
20	(48.26) 1.900	(50.77) 1.999	14-44-2920	A-70475-1314
21	(50.80) 2.000	(53.31) 2.099	14-44-2921	A-70475-1315
22	(53.34) 2.100	(55.85) 2.199	14-44-2922	A-70475-1316
23	(55.88) 2.200	(58.39) 2.299	14-44-2923	A-70475-1317
24	(58.42) 2.300	(60.93) 2.399	14-44-2924	A-70475-1318
25	(60.96) 2.400	(63.47) 2.499	14-44-2925	A-70475-1319

LTR.	REVISIONS	LTR.	REVISIONS

DRWG. BY: WAZ	CHK'D. BY: WAZ
APP'D. BY: RL	SCALE: 4 : 1

DIMENSIONS SHOWN (METRIC) INCH UNLESS OTHERWISE SPECIFIED TOLERANCES: ANGULAR ± 1/2°		REVISIONS	
3 PLACE ± .010	INCH	DATE	10/13/84
2 PLACE ± .014	METRIC	ASSEMBLY, SL CONNECTOR (SINGLE ROW- (2.54)/.100 GRID)	
1 PLACE --- ± 0.35		MOLEX INCORPORATED SHEET NO. 1	
DRAFT WHERE APPLICABLE MUST REMAIN WITHIN DIMENSIONS		DATE 10/13/84	
PART NO. SDA-70475-1296-1319		DIV. U.S.A.	
THIS DRAWING CONTAINS INFORMATION THAT IS PROPRIETARY TO MOLEX INC. AND SHOULD NOT BE USED WITHOUT WRITTEN PERMISSION.			

MFG. SH. REV.

70475