

FILTER COIL

C-2049-016

www.DataSheet4U.com

Features

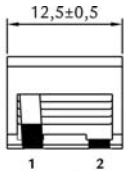
- Low profile with SMD format
- Winding with rectangular wire
- Low losses design
- Three soldering points



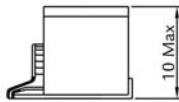
Electrical parameters

Description	Choke 2,4 μ H / 16Amp
Inductance (no load)	2,4 μ H \pm 20%
Inductance (16Arms)	2,16 μ H \pm 20%
DC Resistance	2.8mOhm nom
Isolation Winding to Core	100Vdc @ 60 sec
Isolation Resistance	100MOhm min
Operating Temperature Range	-20 ~ +105°C
Storage Temperature Range	-40 ~ +155°C

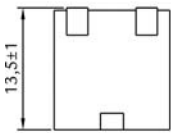
Dimensions



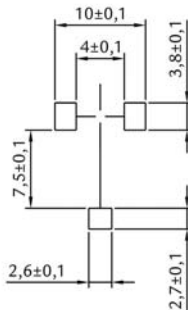
Front View



Lateral View



Bottom View



Top View
Recommended PCB Layout

Electrical diagram



Notes

Inductance measured at 100kHz, 1Vac
Max peak current 25 Amps
All materials UL listed

Packaging

Tape and reel according to EIA 481
Parts per reel = 250pcs