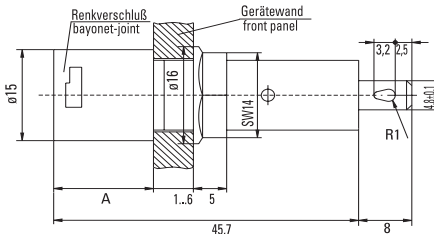
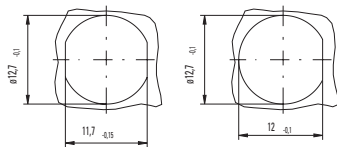
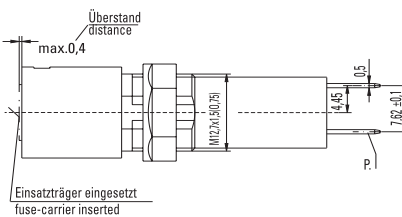


Holder / No. 801/802 Panel Mount for 5x20 mm und 6.3x32 mm Fuses



801 A=10mm
802 A=15mm

Specifications

Packaging
Bulk (100 St.)

Standard
IEC 60127-6
UL 512
CSA C22.2 No. 39

Approvals



Mounting

12.7mm diameter D-hole or double D-hole
Admissible torque on plastic hex nut is 1.2Nm

Terminals

Solderable or 4.8mm quick connect-fits 0.5mm tab

Protection Class & Category

IP 40 (IEC 60529)
PC2 (IEC 60127-6)

Materials

Holder / Cap: Thermoplastic (Polyamide PA 6.6), black, UL94 V-0
Metal Parts: Copper alloy, corrosion protected
Terminals: solderable tinned

Electrical Data (23°C)

Rated Voltage: 250 V
Rated Current: 6.3 A (VDE/SEMKO) with cap 815
10 A (VDE/SEMKO) with cap 816
Rated Power: 2.5 W (VDE/SEMKO)

Operating Temperature

-25°C to +70°C (consider de-rating)

Climatic Test

-25 °Y / +70 °C/21 days (IEC 60068-2-1...3)

Stock Conditions

+10°C to +60°C
relative humidity ≤ 75% yearly average, without dew, maximum value for 30 days - 95%

Vibration Resistance

24 cycles at 15 min. each (IEC 60068-2-6)
10 - 60Hz at 0.75mm amplitude
60 - 2000Hz at 10g acceleration

Contact Resistance

≤ 5mΩ

Dielectric Strength

>1.5 kV

Impulse Voltage

4 kV, 50 Hz, 1 min., dry

Insulation Resistance

> 10³ MΩ (500 VDC, 1 min.)

Solderability

235°C, 2 sec. (Wave)
350°C, 1 sec. (manually)

Soldering Heat Resistance

260°C, 5 sec. (IEC 60068-2-20)

Minimum Cross Section

Conductor - 2.5mm²

Marking

Series, 250V, Approvals

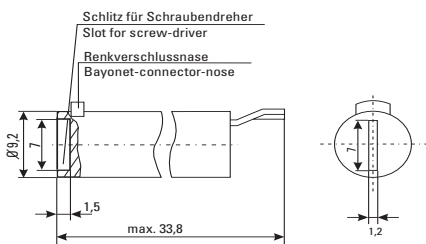
Unit Weight

5.0g (801/802) / 2.5g (815/816)

Cap / Nr. 815



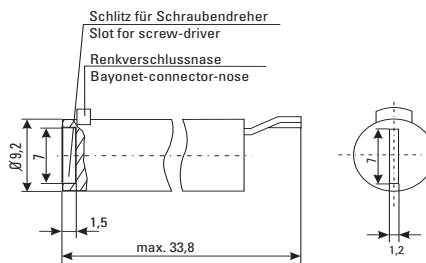
For 5x20mm Fuses



Cap / Nr. 816



For 6.3x32mm Fuses



Order Information

Qty.	Order-Number	Series			Packaging
			0000	00	0

Note: 1.00 means the number one with two decimal places. 1,000 means the number one thousand.