

100ML

DELTROL

controls



DIVISION OF DELTROL CORP.

100ML SERIES GENERAL PURPOSE MAGNETIC LATCHING RELAYS

FEATURES

- Inexpensive, General Purpose Latching Relays
- Pole Configuration Up to 6PDT
- Molded Class F Coils Handle High Ambient Temperatures, Resist Moisture and Dust
- Snap Action, One Piece Armature Eliminates Interconnections
- No Power Required to Maintain Contact Status - Only a Pulse to Change

CONTACT DATA

CONFIGURATION:

Thru 6PDT

MATERIALS:

5 AMP:

1/8" Diameter Moveable Fine Silver
3/16" Diameter Stationary Fine Silver

10 AMP:

3/16" Diameter Moveable Silver Cadmium Oxide
3/16" Diameter Stationary Fine Silver

Gold Flash is Standard on All Contacts

Gold Diffused Available on Special Order - Min. Qty. Req'd.

CONTACT RATINGS

MOVEABLE CONTACT SIZE	POLE CONFIGURATION	UL RATINGS**
1/8" Diameter	SPDT	5 amp or 1/8 HP at 120 VAC 5 amp or 1/4 HP at 277VAC 5 amp at 28VDC
	DPDT	
	3PDT	
	4PDT	
	5PDT	
3/16" Diameter	6PDT	
	SPDT	10 amp or 1/3 HP at 120 VAC* 10 amp or 1/2 HP at 277VAC 10 amp at 28VDC
	DPDT	
	3PDT	
	4PDT	
	5PDT	
6PDT		

* 3 Pole and 6 Pole Rated at 6-2/3 Amp When Switching Greater Than 150VAC Unless Polarity is the Same on All Poles

** UL and CSA on Model 100ML and 101ML Only

UL RECOGNIZED FILE NO.: E37066

CSA CERTIFIED FILE NO.: LR20690

EXPECTED LIFE

Electrical At Rated Load (Minimum)
100,000 Operations

Mechanical Life

10,000,000 Operations

DIELECTRIC STRENGTH

800 VRMS, 60 Hz Between Contacts
2200 VRMS, 60 Hz Between Other Elements

MODELS

100ML: 5 Amp Latching Relay

101ML: 10 Amp Latching Relay

102ML: 5 & 10 Amp Latching Relay. No UL or CSA Recognition

103ML: 5 & 10 Amp Latching Relay Polarized for Applications Requiring Rejection of Wrong Signals Responds to External Change in Operating Polarity. No UL Or CSA Recognition



COIL DATA

	NOMINAL VOLTAGE	RESISTANCE IN OHMS ± 10%	NOMINAL COIL POWER
AC Coils	6VAC	4.5	3.5VA
	12VAC	18	
	24VAC	72	
	120VAC	1850	
	240VAC	7200	
DC Coils	6VDC	20	2W
	12VDC	80	
	24VDC	315	
	110VDC	6800	

Coil Voltages: AC: Up to 277 Volts/60 Hz
DC: Up to 125 Volts

Coil Treatment: Molded Rynite® Std. Class F

Insulation Resistance: 100 Megohms Minimum

UL Insulation System File No.: E74443

S155D 155°C Total Temperature Std.

(Covers S105 Class A and S130D Class B Requirements)

OPERATE DATA

Pick Up (at 25°C): AC Volts 85% or Less of Nominal
DC Volts 75% or Less of Nominal

Operate Time: Approx. 20 Milliseconds

Release Time: Approx. 20 Milliseconds

ENVIRONMENTAL DATA

Operating Ambient: AC: -45° to 85°C
DC: -45° to 100°C

Coil Temperature Rise: (25°C Ambient – Continuous Duty)

AC: 45°C Approx. @ 60 Hz – Use at 50 Hz will Cause Slight Increase in Coil Rise

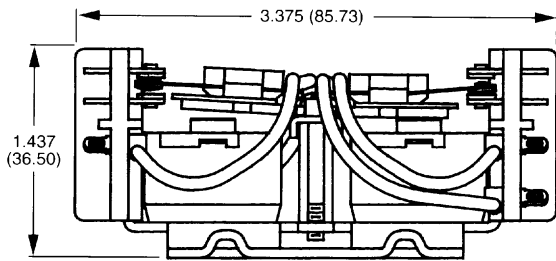
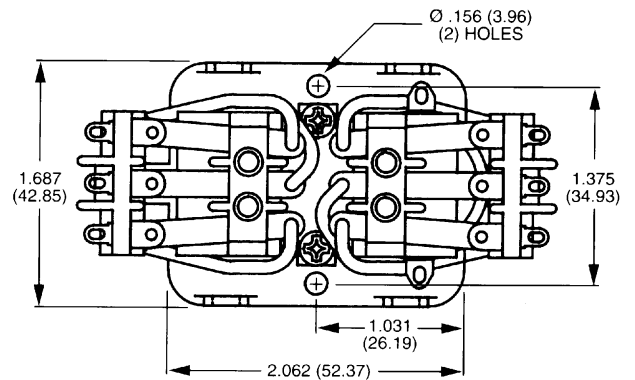
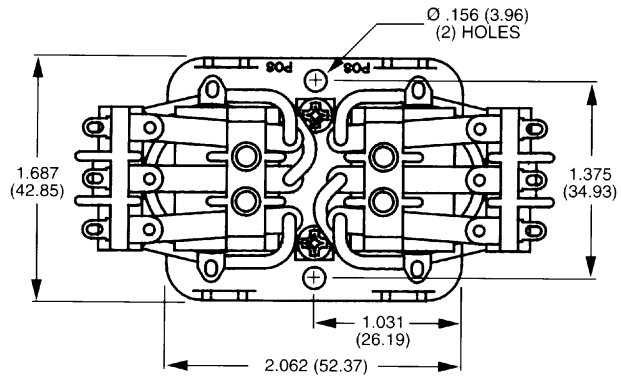
DC: 45°C Approx.

MECHANICAL DATA

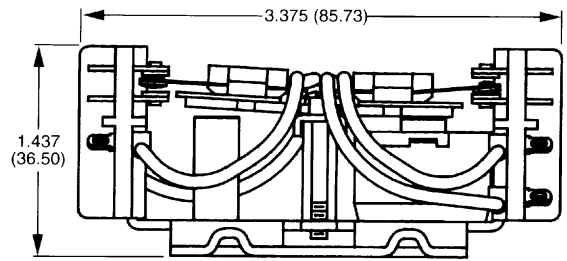
Terminals: All Versions Pierced Solder Lugs

Weight: Approx. 5 oz. (142 g)

DIMENSIONS [Unit Inch (mm)]

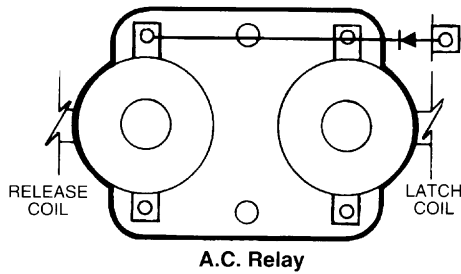


100ML/101ML

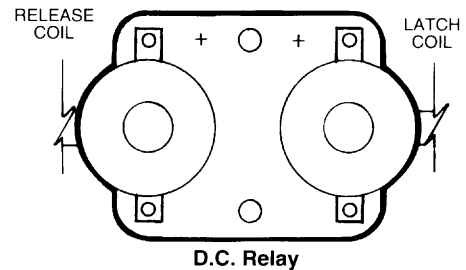


103ML

(102ML Dimensions Same as 103ML, but with Second Coil Added)



A.C. Relay



D.C. Relay

Note: Polarity Indicated Must be Observed

ORDERING INFORMATION

5 AMP Part Numbers

MODEL	POLE CONFIG.	AC Coils			DC Coils		
		24VAC	120VAC	240VAC	12VDC	24VDC	110VDC
100ML	4PDT	20351-82	20351-83	20351-84	20024-81	20024-82	20024-83
	6PDT	20355-82	20355-83	20355-84	20026-81	20026-82	20026-83
102ML	4PDT	20028-82	20028-83	20028-84	---	---	---
	6PDT	20030-82	20030-83	20030-84	---	---	---

10 AMP Part Numbers

101ML	4PDT	20352-82	20352-83	20352-84	20025-81	20025-82	20025-83
	6PDT	20356-82	20356-83	20356-84	20027-81	20027-82	20027-83
102ML	4PDT	20029-82	20029-83	20029-84	---	---	---
	6PDT	20031-82	20031-83	20031-84	---	---	---

Blue Items Are Non Stock. Minimum Quantity May Be Required.