

REV. Status

ISSUE 1
4/21/92 YN

1. Electrical specifications

- 1.1 Input voltage: AC 120V ±10% 60 Hz ±0.5 Hz
- 1.2 Output voltage and current: AC 10V at 1200mA

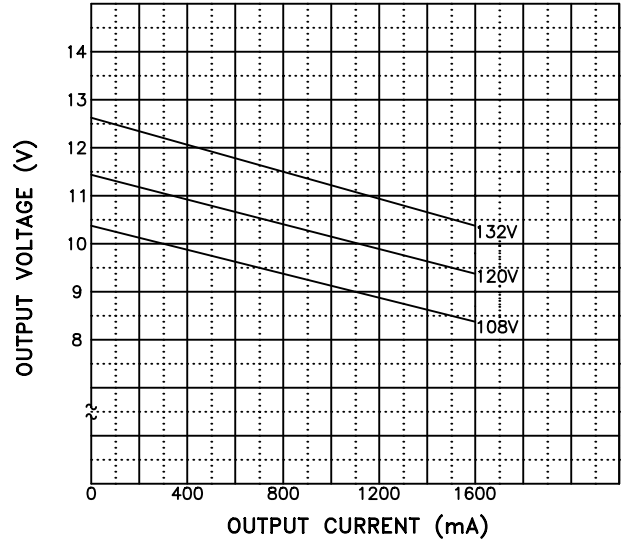
V _{in}	100% Load	10% Full Load
108	8.3 VAC MIN	-
120	9.4-10.4 VAC	11.9 VAC MAX
132	-	13.2 VAC MAX

NOTE: (1) Specified at 10 minutes warm-up with 1200mA load
(2) Specified at any combination of temperature or humidity within their respective limits

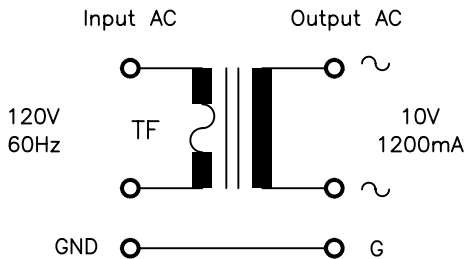
- 1.3 Operating temperature: 0 ° C to +40 ° C
- 1.4 Storage temperature: -20 ° C to +85 ° C
- 1.5 Operating and Storage Humidity: 0 to 95% without condensation
- 1.6 Withstand voltage: AC 1500Vrms 1 minute @ input to output

2. Typical performance data;

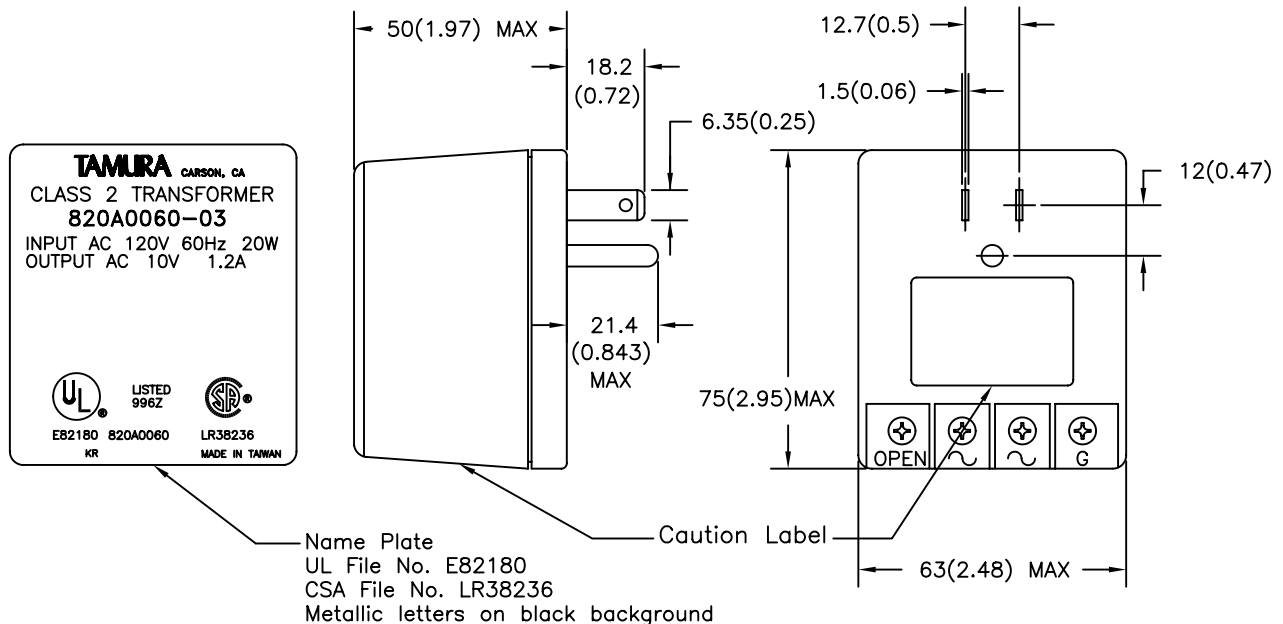
Test Condition: T_a = +25 ° C, measured at 10 minute warm-up with 1200mA load



3. Schematic Diagram



4. Mechanical Specifications, nameplate and safety approval



PREPARED BY: K. Georgeson ENGINEER:	DWG CONTROL NO. REV P-A7-10656 - (ACAD\PS\A7106561.DWG)	UL/CSA AC 10V 1200mA POWER SUPPLY	820A0060-03 MODEL SPECIFICATION
APPROVED: B. Malherbie M. Foster	CONTENTS OF THIS DRAWING ARE SUBJECT TO CHANGE WITHOUT PRIOR NOTICE	TAMURA CORPORATION OF AMERICA 1150 DOMINGUEZ STREET CARSON, CA., 90746 (310) 638-1790 FAX 3106389956	
<small>PROPRIETARY NOTICE: THIS DRAWING PRINT OR DOCUMENT AND SUBJECT MATTER DISCLOSED HEREIN ARE PROPRIETARY ITEMS TO WHICH TAMURA RETAINS THE EXCLUSIVE RIGHT OF DISSEMINATION, REPRODUCTION, MANUFACTURE AND SALE. THIS DRAWING, PRINT OR DOCUMENT IS SUBMITTED IN CONFIDENCE FOR CONSIDERATION BY THE RECIPIENT ALONE UNLESS PERMISSION FOR FURTHER DISCLOSURE IS EXPRESSLY GRANTED IN WRITING.</small>			