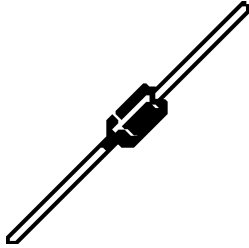


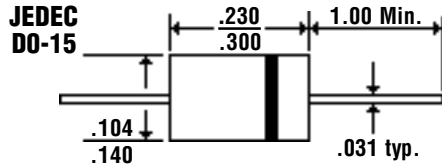
2.0 Amp FAST RECOVERY PLASTIC RECTIFIERS

FR20 . . . 210 Series

Description



Mechanical Dimensions



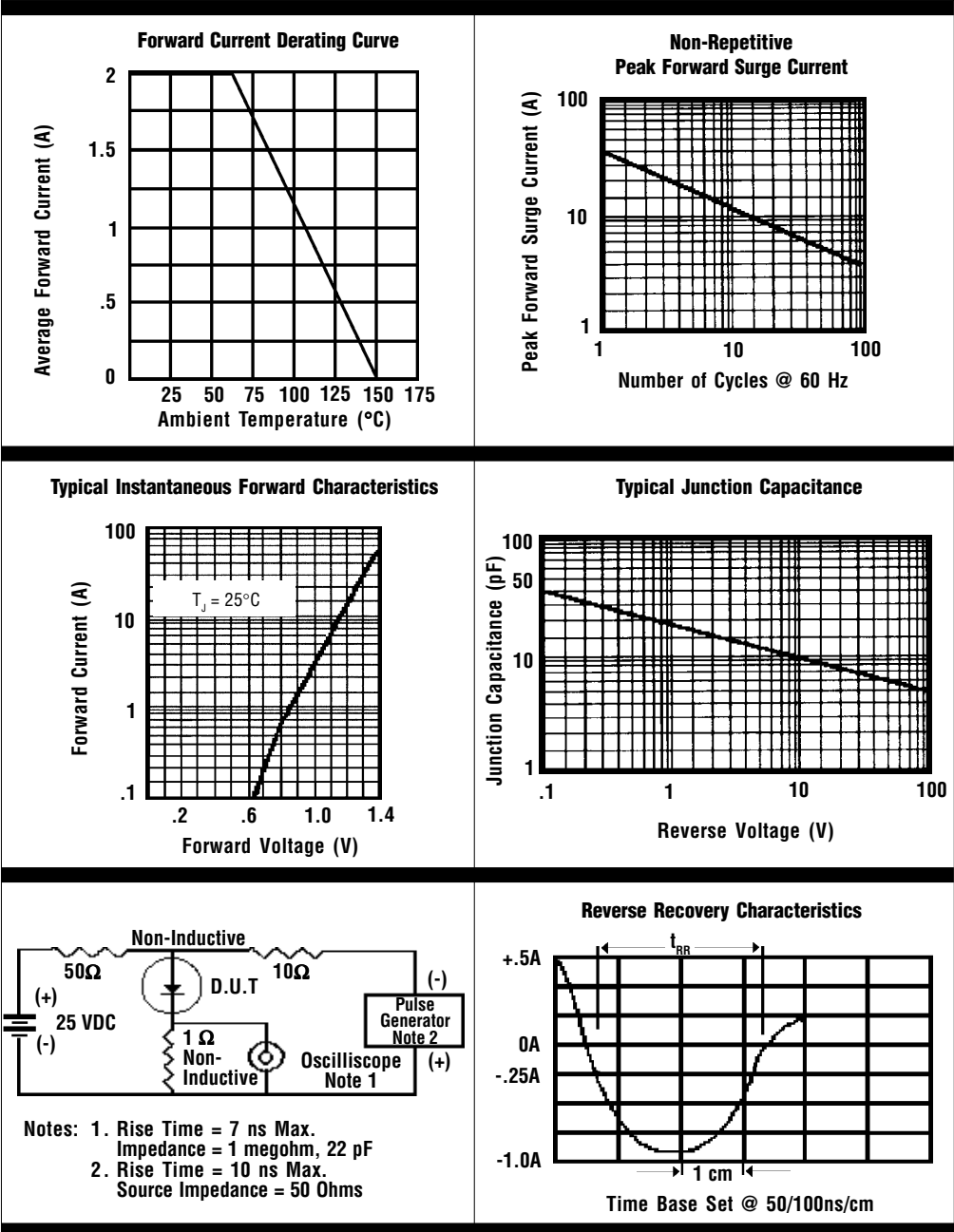
Features

- FAST SWITCHING FOR HIGH EFFICIENCY
- HIGH SURGE CAPABILITY
- 2.0 AMP OPERATION @ $T_A = 55^\circ\text{C}$, WITH NO THERMAL RUNAWAY
- MEETS UL SPECIFICATION 94V-0

FR20 . . . 210 Series								Units
Maximum Ratings	FR20	FR21	FR22	FR24	FR26	FR28	FR210	
Peak Repetitive Reverse Voltage... V_{RRM}	50	100	200	400	600	800	1000	Volts
RMS Reverse Voltage... $V_{R(rms)}$	35	70	140	280	420	560	700	Volts
DC Blocking Voltage... V_{DC}	50	100	200	400	600	800	1000	Volts
Average Forward Rectified Current... $I_{F(av)}$ $T_A = 55^\circ\text{C}$				2.0				Amps
Non-Repetitive Peak Forward Surge Current... I_{FSM} @ Rated Current & Temp				60				Amps
Operating & Storage Temperature Range... T_J, T_{STRG}				-65 to 150				$^\circ\text{C}$
Electrical Characteristics								
Maximum Forward Voltage @ 2.0A... V_F				1.3				Volts
Maximum DC Reverse Current... I_R @ Rated DC Blocking Voltage				5.0				μAmps
				10				μAmps
Typical Junction Capacitance... C_j (Note 1)				25				pF
Maximum Reverse Recovery Time... t_{RR}	150	150	150	150	250	500	500	ns

2.0 Amp FAST RECOVERY PLASTIC RECTIFIERS

FR20 . . . 210 Series



NOTES: 1. Measured @ 1 MHz and applied reverse voltage of 4.0V.
2. Thermal Resistance Junction to Ambient, Jedec Method.