



Two-Way Power Divider 10 - 500 MHz

DS-109/319

V2.00

Features

- 1° Phase Balance Max
- 35 dB Typical Midband Isolation
- 1.1 Typical Midband VSWR

Guaranteed Specifications* (From -55°C to +85°C)

MODEL	DS-109	DS-319
Frequency Range	10-500	10-500 MHz
Insertion Loss (Less coupling)		
10-200 MHz		0.6 dB Max
10-500 MHz	0.6	0.9 dB Max
Isolation	25	25 dB Min
Amplitude Balance		
10-200		0.15 dB Max
10-500	0.15	0.2 dB Max
Phase Balance	1°	1° Max
VSWR (All Ports)		
10-200		1.3:1 Max
10-500	1.3:1	1.6:1 Max

Operating Characteristics

Impedance	50 Ohms Nominal
Maximum Power Rating Or Input Power	1 Watt Max
Internal Load Dissipation	0.05 Watts Max
Environmental MIL-STD-202 screening available.	

Pin Configuration

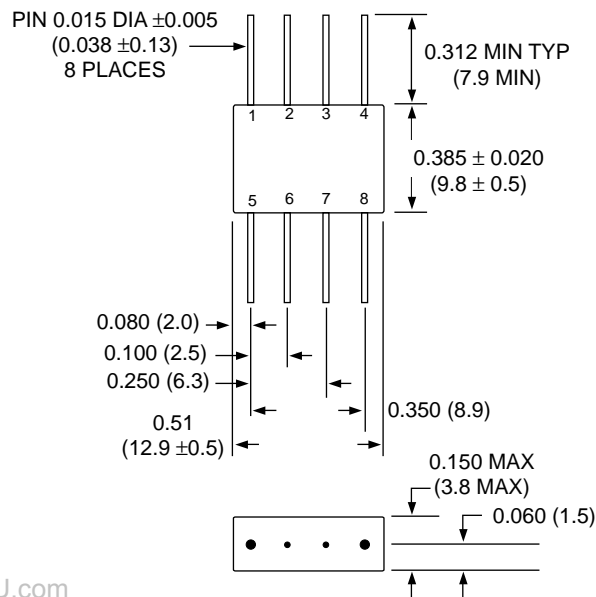
DS-109	ΣIN; P1, Output C; P4 Output D; P8, Case and all others pins ground.
DS-319	ΣIN; P5, Output 'C'; P8, Output 'D'; P2 All others pins are ground.

* All specifications apply with 50 ohm source and load impedance.

Ordering Information

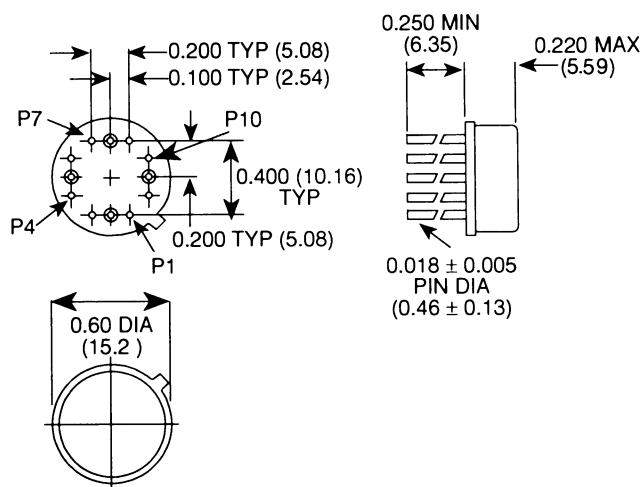
Model No.	Package
DS-109 PIN	Flatpack
DS-319 PIN	TO-8-2

FP-2



Dimensions in () are in mm.
Unless Otherwise Noted: .xxx = ±0.010 (.xx = ±0.25)
.xx = ±0.02 (.x = ±0.5)
WEIGHT (APPROX.): 0.09 OUNCES 2.5 GRAMS

TO-8-2



Dimensions in () are in mm.
Unless Otherwise Noted: .xxx = ±0.010 (.xx = ±0.25)
.xx = ±0.02 (.x = ±0.5)
Bottom of Case is AC ground.

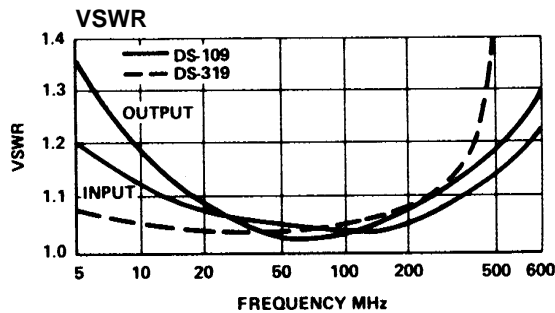
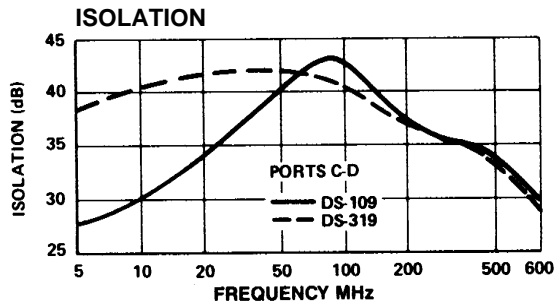
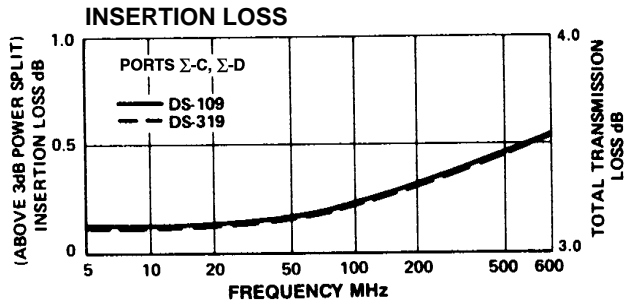
Specifications Subject to Change Without Notice.

M/A-COM, Inc.

North America: Tel. (800) 366-2266 ■ Asia/Pacific: Tel. +81 (03) 3226-1671 ■ Europe: Tel. +44 (1344) 869 595
Fax (800) 618-8883 Fax +81 (03) 3226-1451 Fax +44 (1344) 300 020

www.DataSheet4U.com

Typical Performance



Specifications Subject to Change Without Notice.