

PLEASE CHECK WWW.MOLEX.COM FOR LATEST PART INFORMATION

Part Number: [0505327225](#)
Status: **Active**
Description: Parallel Splice for 14-16 AWG, Closed Uninsulated Barrel, Oxygen Free Copper, Length 8.00mm (.315")

Documents:

[Drawing \(PDF\)](#) [RoHS Certificate of Compliance \(PDF\)](#)
[Product Specification PS-50530-002 \(PDF\)](#)

General

Product Family	Splices
Series	50532
Crimp Quality Equipment	Yes
Mil-Spec	N/A
Product Name	Parallel

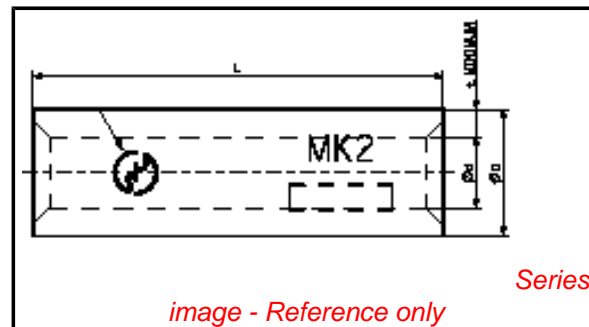
Physical

Barrel Type	Closed
Insulation	None
Packaging Type	Bag
Wire Insulation Diameter	1.70mm (.067")
Wire Size AWG	14, 16
Wire Size mm ²	1.04 - 2.63

Material Info

Reference - Drawing Numbers

Product Specification	PS-50530-002
Sales Drawing	SD-50532-002



EU RoHS

**ELV and RoHS
Compliant**

REACH SVHC

Not Reviewed

Halogen-Free

Status

Not Reviewed

China RoHS



**Need more information on product
environmental compliance?**

Email productcompliance@molex.com
 For a multiple part number RoHS Certificate of Compliance, [click here](#)

Please visit the [Contact Us](#) section for any non-product compliance questions.

Search Parts in this Series

[50532Series](#)

Application Tooling | FAQ

Tooling specifications and manuals are found by selecting the products below. Crimp Height Specifications are then contained in the Application Tooling Specification document.

Japan

Description	Product #
Hand Crimper For JIS Terminal	0572575000
Hand Crimper For JIS Terminal	0573435002
Air Type Hand Crimper For JIS Terminal	0573439005

10 9 8 7 6 5 4 3 2 1

F

E

D

C

B

A

F

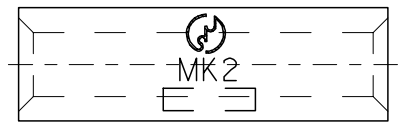
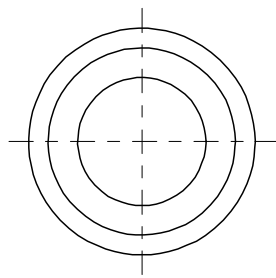
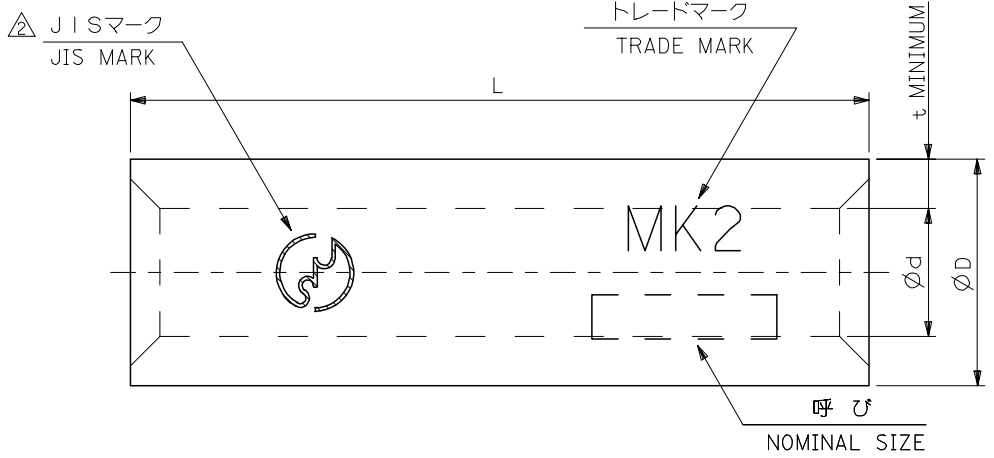
E

D

C

B

A



文字位置 LETTER POSITION
50532-7525~-7925
(P-14~P-70)

注記 NOTES

1 材質 MATERIAL
端子: 無酸素銅、スズメッキ
TERMINAL : OXYGEN FREE COPPER, TIN PLATING
ろう付け部: りん銅ろう、または 銀ろう
PART OF BRAZING : COPPER PHOSPHORUS BRAZING FILLER METALS
OR SILVER SOLDER

JIS認定品にのみ刻印。
DIE STAMPED MARK IS ALLOWED ONLY FOR JIS FILED PRODUCTS.

JIS	1.9	17.5 ^{+0.5} _{-0.4}	13.3±0.4	19 ^{+0.7}	P-70	50532-7925
	1.8	15.3 ^{+0.4} _{-0.3}	11.4±0.3	16.5 ^{+0.7}	P-60	↑ -7825
		13.2 ^{+0.3} _{-0.2}	9.4±0.2		P-38	-7725
	1.7	11.3 ^{+0.3} _{-0.2}	7.7±0.2	13.5 ^{+0.5}	P-22	-7625
	1.45	8.9 ^{+0.3} _{-0.2}	5.8±0.2	11 ^{+0.5}	P-14	-7525
	1.15	7.0 ^{+0.3} _{-0.2}	4.5±0.2	9.5 ^{+0.5}	P-8	-7425
	0.9	5.4±0.2	3.4±0.2	8.5 ^{+0.5}	P-5,5	-7325
0.8	4.1±0.2	2.3±0.2	8 ^{+0.5}	P-2	↓ -7225	
-	0.7	3.3±0.2		1.7±0.2	P-1.25	50532-7125
△	t	ØD	Ød	L	呼び NOMINAL SIZE	MATERIAL NO.

REVISED EC NO: J2007-2277 DRWNG: ITO 2007/03/27 CHKD: KASAHARA 2007/05/18 APPR: NUKITA 2007/05/21	GENERAL TOLERANCES (UNLESS SPECIFIED)		DIMENSION STYLE MM ONLY		SCALE ---	DESIGN UNITS METRIC	THIRD ANGLE PROJECTION
	10 UNDER	±0.2	DRAWN BY T. KAIHO		DATE 2002/10/09		
	10 OVER 30 UNDER	±0.25	CHECKED BY T. ITO		DATE 2002/10/09		
	30 OVER	±0.3	APPROVED BY T. YAMAGUCHI		DATE 2002/10/09		
	ANGULAR	±3 °	MATERIAL NO.		DOCUMENT NO.		
DRAFT WHERE APPLICABLE MUST REMAIN WITHIN DIMENSIONS		SEE CHART		SD-50532-002		SHEET NO. 1 OF 1	
THIS DRAWING CONTAINS INFORMATION THAT IS PROPRIETARY TO MOLEX INCORPORATED AND SHOULD NOT BE USED WITHOUT WRITTEN PERMISSION							