

PLEASE CHECK WWW.MOLEX.COM FOR LATEST PART INFORMATION

Part Number: [0879370406](#)
Status: **Active**
Overview: [kk](#)
Description: 2.54mm (.100") Pitch KK® Header, Single Row Dual Body, Through Hole, Vertical, 4 Circuits, 2.50µm (100µ") Tin (Sn) Plating, 11.00mm (.433") Stacking Height, Tray Packaging, Lead-free

Documents:

[3D Model](#) [Product Specification PS-87920-019 \(PDF\)](#)
[Drawing \(PDF\)](#) [RoHS Certificate of Compliance \(PDF\)](#)

Agency Certification

UL E29179

General

Product Family PCB Headers
 Series [87937](#)
 Application Board-to-Board, Wire-to-Board
 Overview [kk](#)
 Product Name Dual Body, KK®

Physical

Breakaway Yes
 Circuits (Loaded) 4
 Circuits (maximum) 4
 Color - Resin Black
 First Mate / Last Break No
 Flammability 94V-0
 Glow-Wire Compliant No
 Guide to Mating Part No
 Keying to Mating Part None
 Lock to Mating Part None
 Mated Height (in) 0.149 In
 Mated Height (mm) 3.78 mm
 Material - Metal Copper Alloy
 Material - Plating Mating Tin
 Material - Plating Termination Nickel
 Material - Resin Nylon
 Number of Rows 1
 Orientation Vertical
 PC Tail Length (in) 0.148 In
 PC Tail Length (mm) 3.76 mm
 PCB Locator No
 PCB Retention None
 PCB Thickness Recommended (in) 0.062 In
 PCB Thickness Recommended (mm) 1.60 mm
 Packaging Type Tray
 Pitch - Mating Interface (in) 0.100 In
 Pitch - Mating Interface (mm) 2.54 mm
 Pitch - Term. Interface (in) 0.100 In
 Pitch - Term. Interface (mm) 2.54 mm
 Plating min: Mating (µin) 100
 Plating min: Mating (µm) 2.50
 Plating min: Termination (µin) 50
 Plating min: Termination (µm) 1.25
 Polarized to Mating Part No

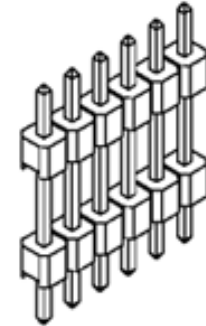


image - Reference only

Series

EU RoHS

ELV and RoHS Compliant
REACH SVHC
 Not Reviewed
Halogen-Free Status
Not Reviewed

China RoHS



Need more information on product environmental compliance?

Email productcompliance@molex.com
 For a multiple part number RoHS Certificate of Compliance, [click here](#)

Please visit the [Contact Us](#) section for any non-product compliance questions.

Search Parts in this Series

[87937Series](#)

Mates With

KK® PCB Receptacles [4455](#). SL™ IDT Housings [70430](#) , [7720](#), [70400](#). C-Grid® PCB Receptacles [90147](#), [90148](#)

Polarized to PCB	No
Shrouded	No
Stackable	No
Surface Mount Compatible (SMC)	Yes
Temperature Range - Operating	-55°C to +105°C
Termination Interface: Style	Through Hole

Electrical

Current - Maximum per Contact	3A
Voltage - Maximum	250V

Solder Process Data

Duration at Max. Process Temperature (seconds)	14
Lead-free Process Capability	Wave Capable (TH only)
Max. Cycles at Max. Process Temperature	1
Process Temperature max. C	265

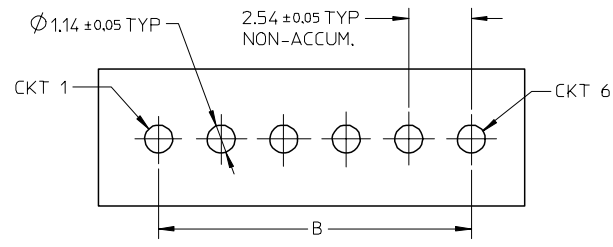
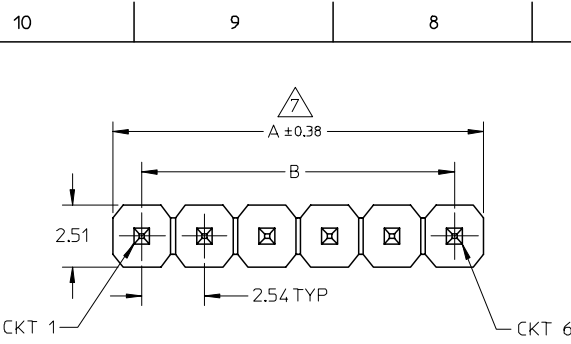
Material Info

Reference - Drawing Numbers

Packaging Specification	PK-89990-489
Product Specification	PS-87920-019
Sales Drawing	SD-87937-002

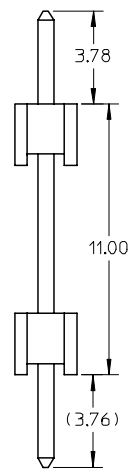
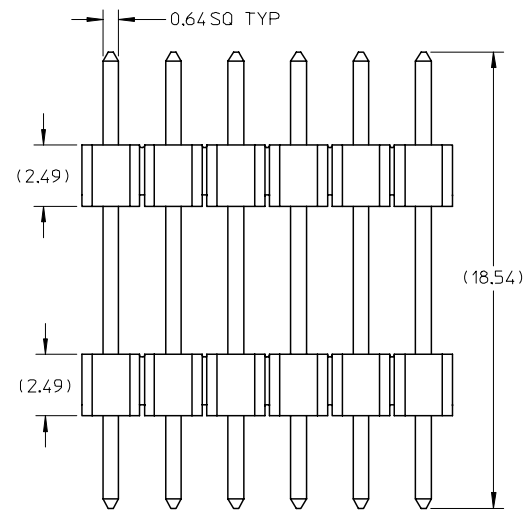
This document was generated on 05/26/2010

PLEASE CHECK WWW.MOLEX.COM FOR LATEST PART INFORMATION

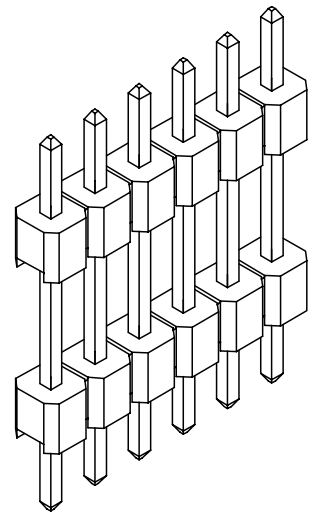


RECOMMENDED P.C.B HOLE LAYOUT

PART NO IN TRAY	CKT SIZE	DIMENSION	
		A	B
87937-0106	1	2.54	-----
87937-0406	4	10.16	7.62
87937-0502	5	12.70	10.16
87937-0802	8	20.32	17.78
87937-1206	12	30.48	27.94



- NOTES:
- MATERIAL:
HOUSING: 30% G.F. POLYESTER, UL94V-0,
COLOR: BLACK
TERMINAL: COPPER ALLOY
 - PLATING TYPE:
(6) : 100 MICRO INCHES MIN. TIN IN SELECTED AREA OVER
50 MICRO INCHES MIN. NICKEL OVERALL.
 - PIN PUSHOUT FORCE: 1KG MIN IN EITHER DIRECTION
 - PACKAGING SPECIFICATION: PK-89990-489
 - THE ABOVE 6 CKT IS FOR ILLUSTRATION PURPOSE ONLY.
 - PART TO BE PACK IN TRAY.
 - IRREGULAR CIRCUIT CUTOFF WITHIN BREAKAWAY SECTION IS PERMISSIBLE. CUTTING OR CHIPPING OF THE MAIN BODY IS NOT ACCEPTABLE.



EC NO: S2007-0132 DRWN:SKLIM01 2006/08/17 CHKD:CLAM 2006/08/18 APPR:PATEY 2006/08/22	QUALITY SYMBOLS = 0 = 0	GENERAL TOLERANCES (UNLESS SPECIFIED) <table border="1"> <thead> <tr> <th></th> <th>mm</th> <th>INCH</th> </tr> </thead> <tbody> <tr> <td>4 PLACES</td> <td>± ---</td> <td>± ---</td> </tr> <tr> <td>3 PLACES</td> <td>± ---</td> <td>± ---</td> </tr> <tr> <td>2 PLACES</td> <td>± 0.20</td> <td>± ---</td> </tr> <tr> <td>1 PLACE</td> <td>± ---</td> <td>± ---</td> </tr> </tbody> </table>		mm	INCH	4 PLACES	± ---	± ---	3 PLACES	± ---	± ---	2 PLACES	± 0.20	± ---	1 PLACE	± ---	± ---	DIMENSION STYLE MM ONLY	SCALE NTS	DESIGN UNITS METRIC	THIRD ANGLE PROJECTION
		mm	INCH																		
	4 PLACES	± ---	± ---																		
	3 PLACES	± ---	± ---																		
2 PLACES	± 0.20	± ---																			
1 PLACE	± ---	± ---																			
DRAWN BY KCHO 2005/05/25	CHECKED BY BOKOK 2005/06/13	APPROVED BY PTLIM 2005/06/13	TITLE CUSTOM HEADER C-GRID SINGLE ROW HEADER DUAL WAFER TROUGH HOLE																		
DRAFT WHERE APPLICABLE MUST REMAIN WITHIN DIMENSIONS			MATERIAL NO. SEE TABLE	DOCUMENT NO. SD-87937-002	SHEET NO. 1 OF 1																
THIS DRAWING CONTAINS INFORMATION THAT IS PROPRIETARY TO MOLEX INCORPORATED AND SHOULD NOT BE USED WITHOUT WRITTEN PERMISSION																					