

PLEASE CHECK WWW.MOLEX.COM FOR LATEST PART INFORMATION

Part Number: [0717420005](#)
Status: **Active**
Description: 1.00mm (.039") Pitch Mezzanine Receptacle, Surface Mount, Dual Row, Vertical Stacking, 84 Circuits

Documents:

[3D Model](#) [Product Specification PS-71741-9999 \(PDF\)](#)
[Drawing \(PDF\)](#) [RoHS Certificate of Compliance \(PDF\)](#)

Agency Certification

CSA LR19980
 UL E29179

General

Product Family PCB Receptacles
 Series [71742](#)
 Application Board-to-Board
 Product Name Mezzanine

Physical

Circuits (Loaded) 84
 Color - Resin Natural
 Flammability 94V-0
 Glow-Wire Compliant No
 Lock to Mating Part Yes
 Material - Metal Phosphor Bronze
 Material - Plating Mating Gold
 Material - Plating Termination Tin
 Material - Resin High Temperature Thermoplastic
 Number of Rows 2
 Orientation Vertical
 PCB Locator Yes
 PCB Retention None
 PCB Thickness Recommended (in) 0.040 In
 PCB Thickness Recommended (mm) 1.00 mm
 Packaging Type Embossed Tape on Reel
 Pitch - Mating Interface (in) 0.039 In
 Pitch - Mating Interface (mm) 1.00 mm
 Plating min: Mating (µin) 30.4
 Plating min: Mating (µm) 0.76
 Plating min: Termination (µin) 76.4
 Plating min: Termination (µm) 1.91
 Polarized to PCB No
 Robotic Placement Pick and Place Cap
 Surface Mount Compatible (SMC) N/A
 Temperature Range - Operating -55°C to +85°C
 Termination Interface: Style Surface Mount

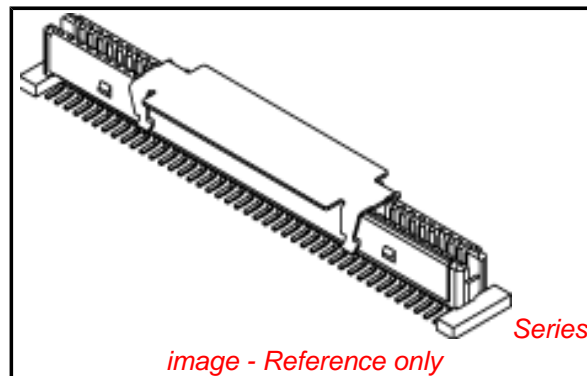
Electrical

Current - Maximum per Contact 1A
 Voltage - Maximum 100V

Solder Process Data

Lead-free Process Capability Reflow Capable (SMT only)
 Process Temperature max. C 260

Material Info



EU RoHS

**ELV and RoHS
 Compliant**

REACH SVHC

Contains SVHC: No

Halogen-Free

Status

Not Reviewed

**Need more information on product
 environmental compliance?**

Email productcompliance@molex.com
 For a multiple part number RoHS Certificate of
 Compliance, [click here](#)

Please visit the [Contact Us](#) section for any
 non-product compliance questions.

China RoHS



Search Parts in this Series

[71742Series](#)

Mates With

[717410](#) for Stack Height 10mm, [717412](#) for
 Stack Height 8mm

Reference - Drawing Numbers

Product Specification
Sales Drawing

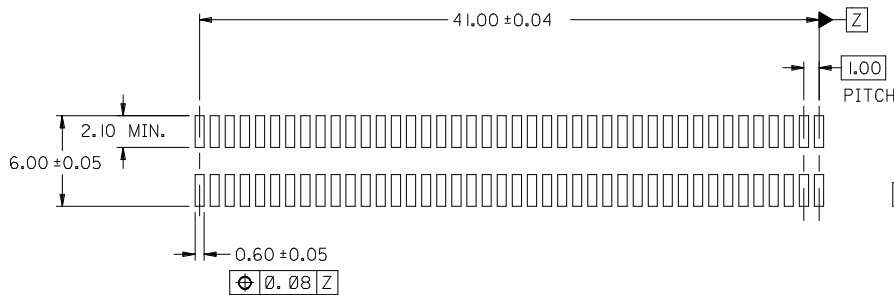
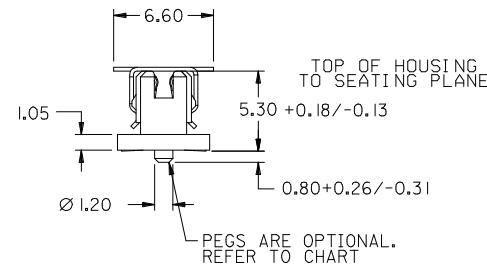
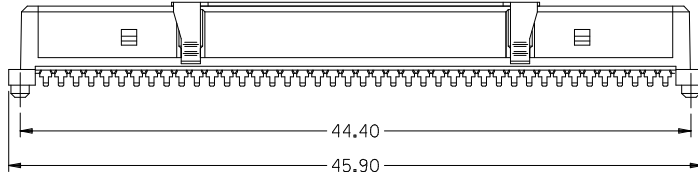
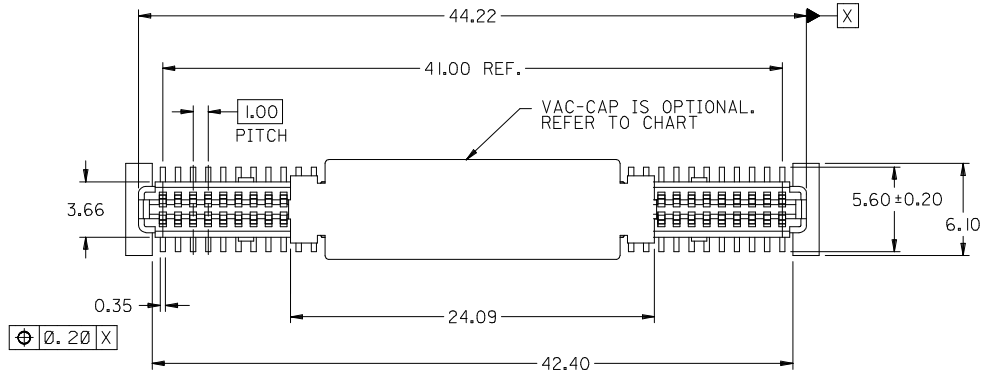
PS-71741-9999
SDA-71742-0***

This document was generated on 03/31/2010

PLEASE CHECK WWW.MOLEX.COM FOR LATEST PART INFORMATION

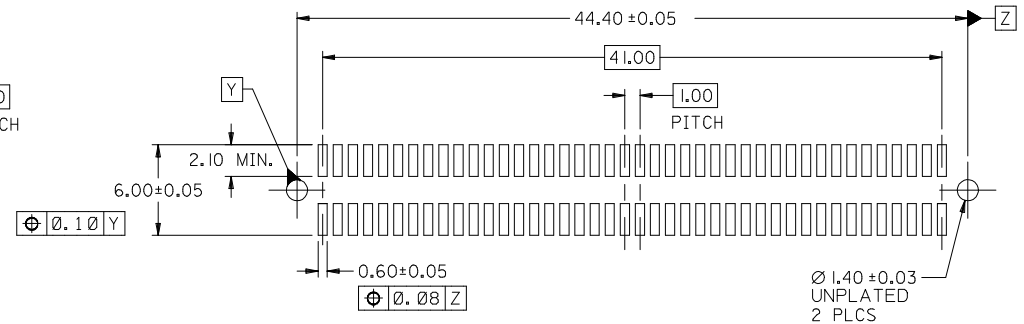
NOTES:

- HOUSING MATERIAL: GLASS FILLED LIQUID CRYSTAL POLYMER (LCP);
UL RATING: 94V-0; COLOR: WHITE
TERMINAL MATERIAL: PHOSPHOR BRONZE
VACUUM CAP MATERIAL: STAINLESS STEEL
- COPLANARITY OF SMT TAILS: 0.10 MAX.
- DIMENSIONS ARE IN MILLIMETERS.
- PACKAGING SPECIFICATIONS: REFER TO CHART
- THIS PART, WHEN MATED WITH MOLEX U.S. PART NO. 71741-0*** OR MOLEX JAPAN PART NO. 53543-0849, CONFORMS TO MOLEX PRODUCT SPECIFICATION PS-71741-9999.



RECOMMENDED PCB LAYOUT

RECOMMENDED PCB THICKNESS: 1.0 ± 0.1mm MIN.



RECOMMENDED PCB LAYOUT WITH PEGS

RECOMMENDED PCB THICKNESS: 1.0 ± 0.1mm MIN.

PLATINGS:

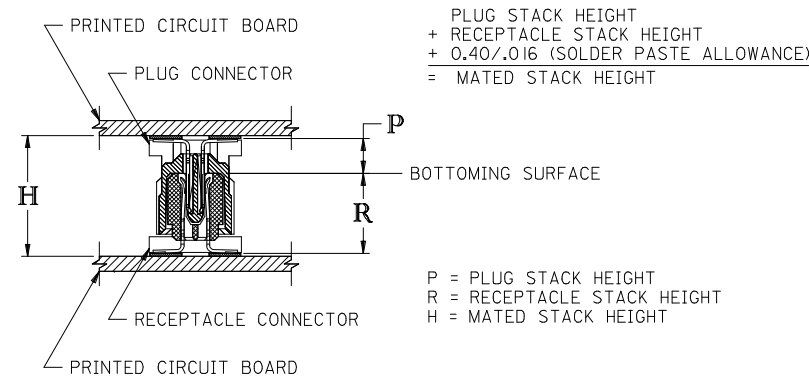
- X21 - .76 MICROMETER/(30 MICROINCH) MINIMUM GOLD PLATE IN SELECT AREA, 1.91 MICROMETER/(75 MICROINCH) MINIMUM TIN PLATE IN SELECT AREA, OVER NICKEL UNDERPLATE.
- X71 - .25 MICROMETER/(10 MICROINCH) MINIMUM GOLD PLATE IN SELECT AREA, 1.02 MICROMETER/(40 MICROINCH) MINIMUM TIN PLATE IN SELECT AREA, OVER NICKEL UNDERPLATE.

ADD 8MM STACK HT EC NO: UCP2009-2408 DRWN: BARKER 2009/04/20 CHKD: JORGAN 2009/04/20 APPR: SMILLER 2009/04/21	QUALITY SYMBOLS ▽=0 ▽=0	GENERAL TOLERANCES (UNLESS SPECIFIED)		DIMENSION STYLE MM ONLY	SCALE DESIGN UNITS METRIC	THIRD ANGLE PROJECTION
		mm	INCH	DRAWN BY JRR	DATE 95/08/14	
		4 PLACES ± --- ± ---	± ---	CHECKED BY SMR	DATE 95/08/14	MOLEX MOLEX INCORPORATED
		3 PLACES ± --- ± .007	± .013	APPROVED BY CAB	DATE 95/08/14	
2 PLACES ± 0.18 ± .013	± ---	MATERIAL NO. SEE TABLE		SHEET NO. 1 OF 2		
1 PLACE ± 0.33 ± ---	± ---	DRAFT WHERE APPLICABLE MUST REMAIN WITHIN DIMENSIONS		THIS DRAWING CONTAINS INFORMATION THAT IS PROPRIETARY TO MOLEX INCORPORATED AND SHOULD NOT BE USED WITHOUT WRITTEN PERMISSION		

71742-0006	YES	YES	PK-70873-063	TAPE & REEL	X21
71742-0005	NO	YES	PK-70873-063	TAPE & REEL	X21
71742-0004	YES	NO	PK-70873-013	TUBE	X71
71742-0003	YES	YES	PK-70873-063	TAPE & REEL	X71
71742-0002	NO	NO	PK-70873-015	TUBE	X71
71742-0001	NO	YES	PK-70873-063	TAPE & REEL	X71
ITEM NUMBER	PEGS	PICK & PLACE CAP	PACKAGING SPEC. NUMBER	PACKAGING TYPE	TERMINAL PLATING SEE SHEET 1

RECOMMENDED PLUG/RECEPTACLE COMBINATION FOR MATED STACK HEIGHT PER EIA STANDARD 700 AAAB

MATED STACK HEIGHT	RECEPTACLE HEIGHT	RECEPTACLE SERIES NO.	PLUG HEIGHT	PLUG SERIES NO.
8.00	5.30	71742-0***	2.30	71741-2***
10.00	5.30	71742-0***	4.30	71741-0***



SEE SHEET 1 EC NO: UCP2009-2408 DRWN:BBARKER 2009/04/20 CHKD:JMORGAN 2009/04/20 APPR:SMILLER 2009/04/21 REV K	QUALITY SYMBOLS ▽=0 ▽=0	GENERAL TOLERANCES (UNLESS SPECIFIED) <table border="1"> <thead> <tr><th></th><th>mm</th><th>INCH</th></tr> </thead> <tbody> <tr><td>4 PLACES</td><td>± .---</td><td>± .---</td></tr> <tr><td>3 PLACES</td><td>± .---</td><td>± .007</td></tr> <tr><td>2 PLACES</td><td>± 0.18</td><td>± .013</td></tr> <tr><td>1 PLACE</td><td>± 0.33</td><td>± .---</td></tr> </tbody> </table>		mm	INCH	4 PLACES	± .---	± .---	3 PLACES	± .---	± .007	2 PLACES	± 0.18	± .013	1 PLACE	± 0.33	± .---	DIMENSION STYLE MM ONLY	SCALE DESIGN UNITS METRIC	THIRD ANGLE PROJECTION
		mm	INCH																	
	4 PLACES	± .---	± .---																	
	3 PLACES	± .---	± .007																	
2 PLACES	± 0.18	± .013																		
1 PLACE	± 0.33	± .---																		
DRAWN BY JRR	DATE 95/08/14	TITLE SALES ASSEMBLY, 1 MM 84 CKT, BTB RECEPTACLE 5.30/.209 STACK HEIGHT	MOLEX INCORPORATED	DOCUMENT NO. SDA-71742-0***	SHEET NO. 1 OF 2															
CHECKED BY SMR	DATE 95/08/14	APPROVED BY CAB	DATE 95/08/14	MATERIAL NO. SEE SHEET 1	SIZE THIS DRAWING CONTAINS INFORMATION THAT IS PROPRIETARY TO MOLEX INCORPORATED AND SHOULD NOT BE USED WITHOUT WRITTEN PERMISSION															
DRAFT WHERE APPLICABLE MUST REMAIN WITHIN DIMENSIONS																				