

PLEASE CHECK WWW.MOLEX.COM FOR LATEST PART INFORMATION

Part Number: [0705550002](#)
Status: **Active**
Overview: [cgrid_sl_products](#)
Description: 2.54mm (.100") Pitch SL™ Header, Single Row, Right Angle, .120" Pocket, Shrouded, with Press-fit Plastic Peg, 3 Circuits, Tin (Sn) Plating

Documents:

| | |
|---|--|
| 3D Model | Product Specification PS-70400 (PDF) |
| Packaging Specification (PDF) | Product Specification PS-70541 (PDF) |
| Drawing (PDF) | RoHS Certificate of Compliance (PDF) |

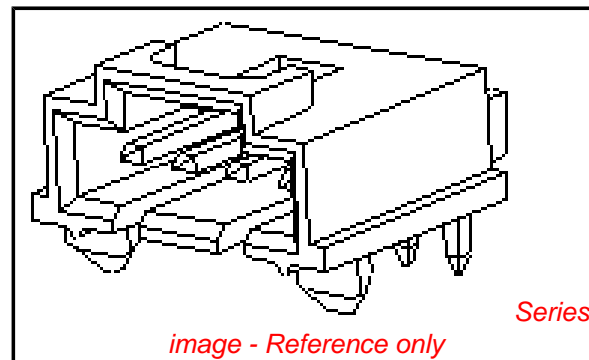


image - Reference only

Agency Certification

| | |
|-----|---------|
| CSA | LR19980 |
| UL | E29179 |

General

| | |
|----------------|-----------------------------------|
| Product Family | PCB Headers |
| Series | 70555 |
| Application | Wire-to-Board |
| Overview | cgrid_sl_products |
| Product Name | SL™ |

Physical

| | |
|--------------------------------|--------------------------------|
| Breakaway | No |
| Circuits (Loaded) | 3 |
| Circuits (maximum) | 3 |
| Color - Resin | Black |
| Durability (mating cycles max) | 25 |
| Flammability | 94V-0 |
| Glow-Wire Compliant | No |
| Guide to Mating Part | Yes |
| Lock to Mating Part | Yes |
| Material - Metal | Brass, Phosphor Bronze |
| Material - Plating Mating | Tin |
| Material - Plating Termination | Tin |
| Material - Resin | High Temperature Thermoplastic |
| Number of Rows | 1 |
| Orientation | Right Angle |
| PC Tail Length (in) | 0.130 In |
| PC Tail Length (mm) | 3.30 mm |
| PCB Locator | Yes |
| PCB Retention | Yes |
| PCB Thickness Recommended (in) | 0.062 In |
| PCB Thickness Recommended (mm) | 1.60 mm |
| Packaging Type | Tube |
| Pitch - Mating Interface (in) | 0.100 In |
| Pitch - Mating Interface (mm) | 2.54 mm |
| Plating min: Mating (µin) | 150 |
| Plating min: Mating (µm) | 3.75 |
| Plating min: Termination (µin) | 150 |
| Plating min: Termination (µm) | 3.75 |
| Polarized to Mating Part | Yes |
| Shrouded | Fully |
| Stackable | No |
| Temperature Range - Operating | -40°C to +105°C |
| Termination Interface: Style | Through Hole |

EU RoHS

ELV and RoHS Compliant
REACH SVHC
 Not Reviewed
Halogen-Free Status
 Not Reviewed

China RoHS



Need more information on product environmental compliance?

Email productcompliance@molex.com
 For a multiple part number RoHS Certificate of Compliance, [click here](#)

Please visit the [Contact Us](#) section for any non-product compliance questions.

Search Parts in this Series

[70555Series](#)

Mates With

[70066n](#) , [70066g](#) , [70430g](#) , [70400g Housing](#)

Electrical

Current - Maximum per Contact

3A

Voltage - Maximum

250V

Solder Process Data

Lead-free Process Capability

Wave Capable (TH only)

Material Info

Old Part Number

A-70555-0002

Reference - Drawing Numbers

Packaging Specification

PK-70873-0015

Product Specification

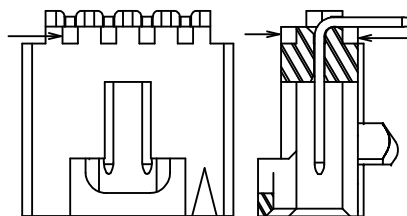
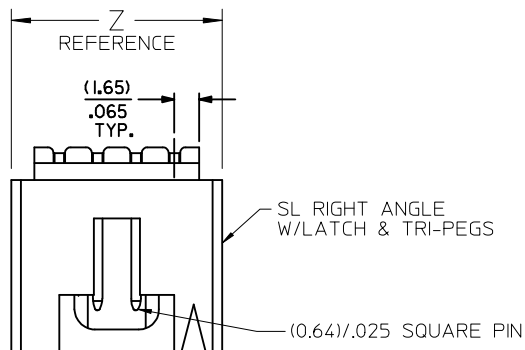
PS-70400, PS-70541

Sales Drawing

SDA-70555-****

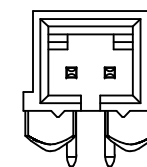
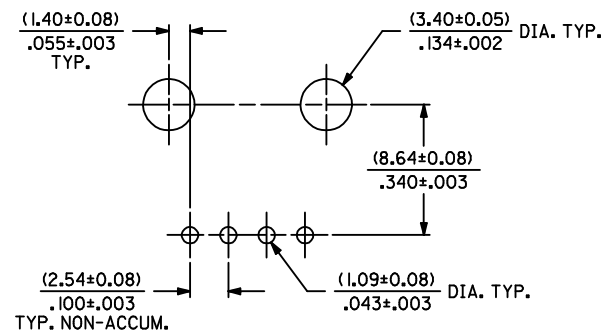
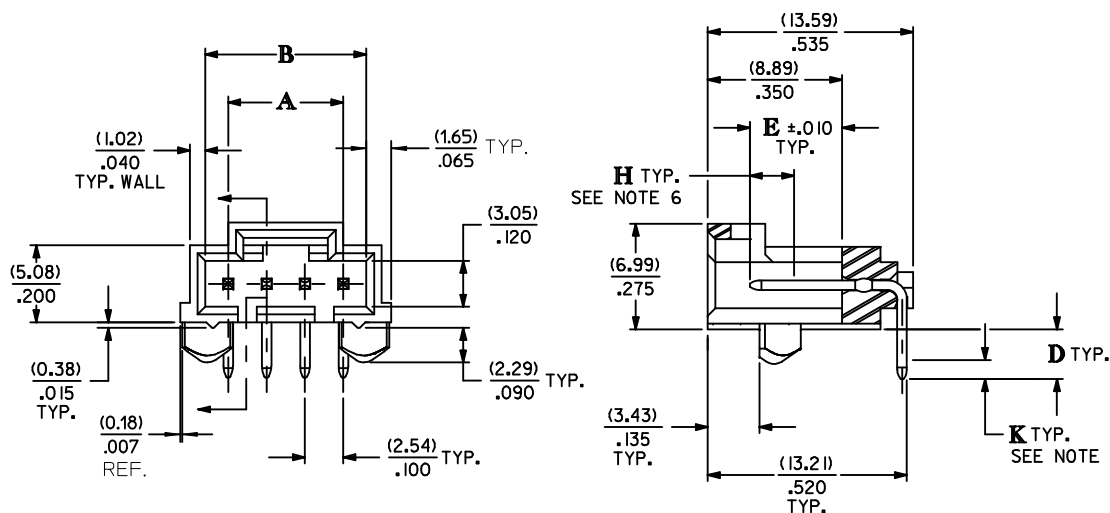
This document was generated on 05/28/2010

PLEASE CHECK WWW.MOLEX.COM FOR LATEST PART INFORMATION

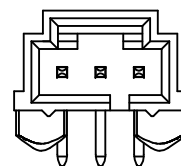


**ALTERNATIVE CORING
MANUFACTURER'S OPTION**

| CKT. SIZE | DIM. "A" | | DIM. "B" | | DIM. "Z" | |
|-----------|----------|-------|----------|-------|----------|-------|
| | MM | IN. | MM | IN. | MM | IN. |
| 2 | 2.54 | .100 | 5.33 | .210 | 8.64 | .340 |
| 3 | 5.08 | .200 | 8.13 | .320 | 11.43 | .450 |
| 4 | 7.62 | .300 | 10.67 | .420 | 13.97 | .550 |
| 5 | 10.16 | .400 | 13.21 | .520 | 16.51 | .650 |
| 6 | 12.70 | .500 | 15.75 | .620 | 19.05 | .750 |
| 7 | 15.24 | .600 | 18.29 | .720 | 21.59 | .850 |
| 8 | 17.78 | .700 | 20.83 | .820 | 24.13 | .950 |
| 9 | 20.32 | .800 | 23.37 | .920 | 26.67 | 1.050 |
| 10 | 22.86 | .900 | 25.91 | 1.020 | 29.21 | 1.150 |
| 11 | 25.40 | 1.000 | 28.45 | 1.120 | 31.75 | 1.250 |
| 12 | 27.94 | 1.100 | 30.99 | 1.220 | 34.29 | 1.350 |
| 13 | 30.48 | 1.200 | 33.53 | 1.320 | 36.83 | 1.450 |
| 14 | 33.02 | 1.300 | 36.07 | 1.420 | 39.37 | 1.550 |
| 15 | 35.56 | 1.400 | 38.61 | 1.520 | 41.91 | 1.650 |
| 16 | 38.10 | 1.500 | 41.15 | 1.620 | 44.45 | 1.750 |
| 17 | 40.64 | 1.600 | 43.69 | 1.720 | 46.99 | 1.850 |
| 18 | 43.18 | 1.700 | 46.23 | 1.820 | 49.53 | 1.950 |
| 19 | 45.72 | 1.800 | 48.77 | 1.920 | 52.07 | 2.050 |
| 20 | 48.26 | 1.900 | 51.31 | 2.020 | 54.61 | 2.150 |
| 21 | 50.80 | 2.000 | 53.85 | 2.120 | 57.15 | 2.250 |
| 22 | 53.34 | 2.100 | 56.39 | 2.220 | 59.69 | 2.350 |
| 23 | 55.88 | 2.200 | 58.93 | 2.320 | 62.23 | 2.450 |
| 24 | 58.42 | 2.300 | 61.47 | 2.420 | 64.77 | 2.650 |
| 25 | 60.96 | 2.400 | 64.01 | 2.520 | 67.31 | 2.750 |



2 CIRCUIT



3 CIRCUIT

- NOTES:
 1. HEADER MATERIAL: GLASS FILLED POLYESTER, UL 94V-0, COLOR: BLACK
 PIN MATERIAL: PHOSPHOR BRONZE
 2. HEADER TO BE USED WITH OPTION "G" 70400 AND 70430 SERIES SL CONNECTORS
 3. REFER TO MOLEX PRODUCT SPECIFICATION PS-70541
 4. STANDARD PACKAGING PER PK-70873-0015
 5. DIMENSIONS WITHOUT TOLERANCE ARE SHOWN FOR REFERENCE ONLY
 6. MEASURE POINT FOR PLATING THICKNESS

- PLATING:
 TIN - 3.81 MICROMETERS/150 MICROINCHES MINIMUM TIN PLATE OVER NICKEL UNDERPLATE OVERALL
 15 GOLD - 0.38 MICROMETERS/15 MICROINCHES MINIMUM GOLD PLATE IN MATE AREA
 1.91 MICROMETERS/75 MICROINCHES MINIMUM TIN PLATE IN PC TAIL AREA OVER NICKEL UNDERPLATE OVERALL
 30 GOLD - 0.76 MICROMETERS/30 MICROINCHES MINIMUM GOLD PLATE IN MATE AREA
 1.91 MICROMETERS/75 MICROINCHES MINIMUM TIN PLATE IN PC TAIL AREA OVER NICKEL UNDERPLATE OVERALL

| | | | | | | | | | |
|--|--------------------------------------|---------------------------------------|-------------|--------------------------|--------------------|---|----------------------|------------------------|--|
| ADD DIMENSION "Z" EC NO: UCP2010-1081 DRWINSI BARRA 2009/10/27 CHKD:DMORGAN 2009/11/09 APPR:SMILLER 2009/11/09 | QUALITY SYMBOLS ▽=0 ▽=0 ▽=0 | GENERAL TOLERANCES (UNLESS SPECIFIED) | | DIMENSION STYLE MM/IN | | SCALE 4:1 | DESIGN UNITS INCH | THIRD ANGLE PROJECTION | |
| | | mm | INCH | DRAWN BY AAB | DATE 1993/05/13 | TITLE SL RIGHT ANGLE HEADER W/LATCH & TRI-PEGS (2.54)/.100 CENTERS | | | |
| | | 4 PLACES ± --- ± --- | ± --- ± --- | CHECKED BY AAB | DATE 1993/05/13 | MATERIAL NO. DOCUMENT NO. SDA-70555-**** | | | |
| | | 2 PLACES ± 0.13 ± .01 | ± --- ± --- | APPROVED BY WAZ | DATE 1993/05/13 | | | | |
| | | ANGULAR ± 1/2° | | SEE TABLE | | THIS DRAWING CONTAINS INFORMATION THAT IS PROPRIETARY TO MOLEX INCORPORATED AND SHOULD NOT BE USED WITHOUT WRITTEN PERMISSION | | | |

| CIRCUIT SIZE | ENGINEERING NUMBER A-70555 | MANUFACTURE RELEASE STATUS | D REF. | E ± .010 | PLATE PER ES- 88 | CONNECTOR END PLATING | | P.C. BOARD END PLATING | | VOIDED CIRCUIT NUMBER |
|--------------|-------------------------------|----------------------------------|-----------|-------------|---------------------------|-----------------------|------------|------------------------|------------|-----------------------------|
| | | | | | | TYPE | H MEAS. | TYPE | K MEAS. | |
| 2-10 | -0001-0009 | R.F.M. | (3.30) | (6.10) | TIN | (2.54) | .100 | TIN | (1.27) | .050 |
| 11-25 | -0010-0024 | R.F.M. | .130 | .240 | | | | | | |
| 2-10 | -0036-0044 | R.F.M. | (3.30) | (6.10) | 15 GOLD | (2.54) | .100 | TIN | (1.27) | .050 |
| 11-25 | -0045-0059 | R.F.M. | .130 | .240 | | | | | | |
| 2-10 | -0071-0079 | R.F.M. | (3.30) | (6.10) | 30 GOLD | (2.54) | .100 | TIN | (1.27) | .050 |
| 11-25 | -0080-0094 | R.F.M. | .130 | .240 | | | | | | |
| 2-10 | -0106-0114 | R.F.M. | (2.67) | (6.10) | 15 GOLD | (2.54) | .100 | TIN | (1.27) | .050 |
| 11-25 | -0115-0129 | R.F.M. | .105 | .240 | | | | | | |
| 2-10 | -5001-5009 | R.F.M. | (3.30) | (6.10) | TIN | (2.54) | .100 | TIN | (1.27) | .050 |
| 11-25 | -5010-5024 | R.F.M. | .130 | .240 | | | | | | |

| CIRCUIT SIZE | ASSEMBLY ITEM NUMBER | ASSEMBLY ITEM NUMBER | ASSEMBLY ITEM NUMBER | ASSEMBLY ITEM NUMBER | ASSEMBLY ITEM NUMBER | ASSEMBLY ITEM NUMBER |
|--------------|----------------------|----------------------|----------------------|----------------------|----------------------|----------------------|
| 2 | 70555-0001 | 70555-0036 | 70555-0071 | | | 70555-5001 |
| 3 | 70555-0002 | 70555-0037 | 70555-0072 | | | 70555-5002 |
| 4 | 70555-0003 | 70555-0038 | 70555-0073 | 70555-0108 | | 70555-5003 |
| 5 | 70555-0004 | 70555-0039 | 70555-0074 | 70555-0109 | | 70555-5004 |
| 6 | 70555-0005 | 70555-0040 | 70555-0075 | | | 70555-5005 |
| 7 | 70555-0006 | 70555-0041 | 70555-0076 | | | 70555-5006 |
| 8 | 70555-0007 | 70555-0042 | 70555-0077 | | | 70555-5007 |
| 9 | 70555-0008 | 70555-0043 | 70555-0078 | | | 70555-5008 |
| 10 | 70555-0009 | 70555-0044 | 70555-0079 | | | 70555-5009 |
| 11 | 70555-0010 | 70555-0045 | 70555-0080 | | | 70555-5010 |
| 12 | 70555-0011 | 70555-0046 | 70555-0081 | | | 70555-5011 |
| 13 | 70555-0012 | 70555-0047 | 70555-0082 | | | 70555-5012 |
| 14 | 70555-0013 | 70555-0048 | 70555-0083 | | | 70555-5013 |
| 15 | 70555-0014 | 70555-0049 | 70555-0084 | | | 70555-5014 |
| 16 | 70555-0015 | 70555-0050 | 70555-0085 | | | 70555-5015 |
| 17 | 70555-0016 | 70555-0051 | 70555-0086 | | | 70555-5016 |
| 18 | 70555-0017 | 70555-0052 | 70555-0087 | | | 70555-5017 |
| 19 | 70555-0018 | 70555-0053 | 70555-0088 | | | 70555-5018 |
| 20 | 70555-0019 | 70555-0054 | 70555-0089 | | | 70555-5019 |
| 21 | 70555-0020 | 70555-0055 | 70555-0090 | | | 70555-5020 |
| 22 | 70555-0021 | 70555-0056 | 70555-0091 | | | 70555-5021 |
| 23 | 70555-0022 | 70555-0057 | 70555-0092 | | | 70555-5022 |
| 24 | 70555-0023 | 70555-0058 | 70555-0093 | | | 70555-5023 |
| 25 | 70555-0024 | 70555-0059 | 70555-0094 | | | 70555-5024 |

X IN COLUMN UNDER "ASSEMBLY ITEM NUMBER " HEADING DENOTES TOOLING NOT AVAILABLE

| SEE SHEET 1 EC NO: UCP2010-1081 DRINKINS BARRA 200910127 CHYKHOJORGAN 200911109 APPR:SMILLER 200911109 | QUALITY SYMBOLS ▽=0 ▽=0 ▽=0 | GENERAL TOLERANCES (UNLESS SPECIFIED) | | DIMENSION STYLE MM/IN | | SCALE 4:1 | DESIGN UNITS INCH | THIRD ANGLE PROJECTION | | | | | | | | | | | | |
|---|--------------------------------------|---|-------|----------------------------------|------|---------------------------------------|----------------------|---|----------------|--------|-----------------|-------|----------------|-------|---------------------------------|--|-----------------------------------|--|--|--|
| | | <table border="1"> <tr><th>mm</th><th>INCH</th></tr> <tr><td>4 PLACES ± ---</td><td>± ---</td></tr> <tr><td>3 PLACES ± ---</td><td>± .005</td></tr> <tr><td>2 PLACES ± 0.13</td><td>± .01</td></tr> <tr><td>1 PLACE ± 0.25</td><td>± ---</td></tr> </table> | | mm | INCH | 4 PLACES ± --- | ± --- | | 3 PLACES ± --- | ± .005 | 2 PLACES ± 0.13 | ± .01 | 1 PLACE ± 0.25 | ± --- | DRAWN BY DATE AAB 1993/05/13 | | CHECKED BY DATE AAB 1993/05/13 | | TITLE SL RIGHT ANGLE HEADER W/LATCH & TRI-PEGS (2.54)/.100 CENTERS | |
| | | mm | INCH | | | | | | | | | | | | | | | | | |
| | | 4 PLACES ± --- | ± --- | | | | | | | | | | | | | | | | | |
| 3 PLACES ± --- | ± .005 | | | | | | | | | | | | | | | | | | | |
| 2 PLACES ± 0.13 | ± .01 | | | | | | | | | | | | | | | | | | | |
| 1 PLACE ± 0.25 | ± --- | | | | | | | | | | | | | | | | | | | |
| ANGULAR ±1/2° | | APPROVED BY DATE WAZ 1993/05/13 | | MATERIAL NO. SEE TABLE | | DOCUMENT NO. SDA-70555-**** | | | | | | | | | | | | | | |
| DRAFT WHERE APPLICABLE MUST REMAIN WITHIN DIMENSIONS | | | | SIZE C | | SHEET NO. 2 OF 2 | | THIS DRAWING CONTAINS INFORMATION THAT IS PROPRIETARY TO MOLEX INCORPORATED AND SHOULD NOT BE USED WITHOUT WRITTEN PERMISSION | | | | | | | | | | | | |