

PLEASE CHECK WWW.MOLEX.COM FOR LATEST PART INFORMATION

Part Number: [0039300223](#)
Status: **Active**
Overview: [minifit_jr](#)
Description: 4.20mm (.165") Pitch Mini-Fit Jr.™ Header, Dual Row, Right Angle, with Snap-in Plastic Peg PCB Lock, 22 Circuits, PA Polyamide Nylon 6/6 94V-2, 0.76µm (30µ") Gold (Au) Selective Plating

Documents:

[3D Model](#) [Product Specification PS-5556-001 \(PDF\)](#)
[Drawing \(PDF\)](#) [RoHS Certificate of Compliance \(PDF\)](#)

Agency Certification

| | |
|-----|-----------|
| CSA | LR19980 |
| TUV | R72081037 |
| UL | E29179 |

General

| | |
|----------------|----------------------------------------------------------------------------------------------------------------------------------------------------------------------------------------------------------------------------------------------------------------|
| Product Family | PCB Headers |
| Series | 5569 |
| Application | Wire-to-Board |
| Comments | Current = 13A max. per circuit when header is mated to a receptacle loaded with 45750 Mini-Fit Plus HCS™ Crimp Terminal Crimped to to 16 AWG wire. . See Molex Product specification PS-5556-001 for additional current de-rating information. |

Overview [minifit_jr](#)
Product Name Mini-Fit Jr.™

Physical

| | |
|--------------------------------|-------------|
| Breakaway | No |
| Circuits (Loaded) | 22 |
| Circuits (maximum) | 22 |
| Circuits Detail | 22 |
| Color - Resin | Natural |
| Durability (mating cycles max) | 30 |
| First Mate / Last Break | No |
| Flammability | 94V-2 |
| Glow-Wire Compliant | No |
| Guide to Mating Part | No |
| Keying to Mating Part | None |
| Lock to Mating Part | Yes |
| Material - Metal | Brass |
| Material - Plating Mating | Gold |
| Material - Plating Termination | Tin |
| Material - Resin | Nylon |
| Number of Rows | 2 |
| Orientation | Right Angle |
| PC Tail Length (in) | 0.138 In |
| PC Tail Length (mm) | 3.50 mm |
| PCB Locator | Yes |
| PCB Retention | Yes |
| PCB Thickness Recommended (in) | 0.070 In |
| PCB Thickness Recommended (mm) | 1.78 mm |
| Packaging Type | Bag |
| Pitch - Mating Interface (in) | 0.165 In |
| Pitch - Mating Interface (mm) | 4.20 mm |



EU RoHS

ELV and RoHS Compliant
REACH SVHC
Not Reviewed
Halogen-Free Status
Not Reviewed

China RoHS



Need more information on product environmental compliance?

Email productcompliance@molex.com
For a multiple part number RoHS Certificate of Compliance, [click here](#)

Please visit the [Contact Us](#) section for any non-product compliance questions.

Search Parts in this Series

[5569Series](#)

Mates With

[5557](#) Mini-Fit Jr.™ Receptacle Housing

| | |
|--------------------------------|-----------------|
| Pitch - Term. Interface (in) | 0.165 In |
| Pitch - Term. Interface (mm) | 4.20 mm |
| Polarized to Mating Part | Yes |
| Polarized to PCB | Yes |
| Shrouded | Fully |
| Stackable | No |
| Surface Mount Compatible (SMC) | No |
| Temperature Range - Operating | -40°C to +105°C |
| Termination Interface: Style | Through Hole |

Electrical

| | |
|-------------------------------|------|
| Current - Maximum per Contact | 13A |
| Voltage - Maximum | 600V |

Material Info

| | |
|-----------------|-------------|
| Old Part Number | 5569-22A2GS |
|-----------------|-------------|

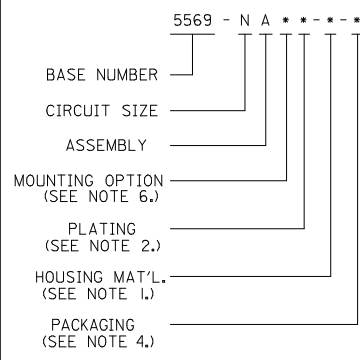
Reference - Drawing Numbers

| | |
|-------------------------|-----------------|
| Packaging Specification | PK-5569-002 |
| Product Specification | PS-5556-001 |
| Sales Drawing | SDA-5569-NA2*-* |
| Test Summary | TS-5556-002 |

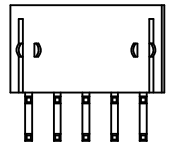
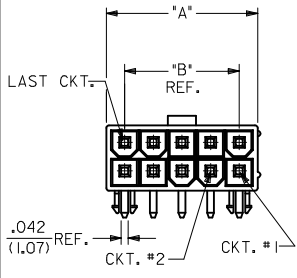
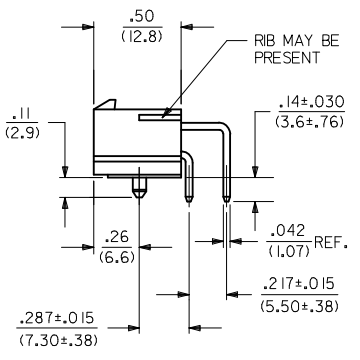
This document was generated on 05/21/2010

PLEASE CHECK WWW.MOLEX.COM FOR LATEST PART INFORMATION


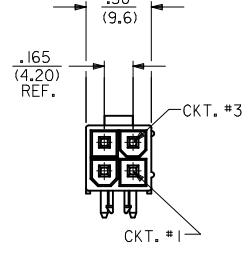
LEGEND:



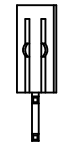
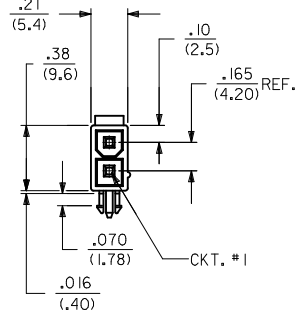
| CIRCUIT SIZE | DIM. "A" | DIM. "B" |
|--------------|----------------|----------------|
| 6 | .54 (13.8) | .33 (8.4) |
| 8 | .71 (18.0) | .50 (12.6) |
| 10 | .87 (22.2) | .66 (16.8) |
| 12 | 1.04 (26.4) | .83 (21.0) |
| 14 | 1.20 (30.6) | .99 (25.2) |
| 16 | 1.37 (34.8) | 1.16 (29.4) |
| 18 | 1.54 (39.0) | 1.32 (33.6) |
| 20 | 1.70 (43.2) | 1.49 (37.8) |
| 22 | 1.87 (47.4) | 1.65 (42.0) |
| 24 | 2.03 (51.6) | 1.82 (46.2) |



5569-A2*-*

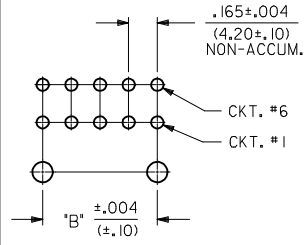


5569-04A2*-*

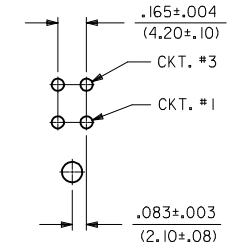


5569-02A2*-*

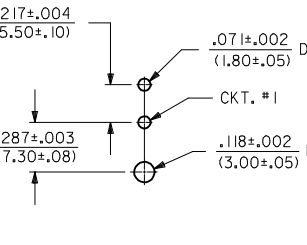
- NOTES:**
- MATERIAL:**
HOUSING:
"BLANK" = NYLON (PA66), UNFILLED, UL94V-2, COLOR: NATURAL
"BL" = NYLON (PA66), UNFILLED, UL94V-2, COLOR: BLACK
"210" = NYLON (PA66), UNFILLED, UL94V-0, COLOR: NATURAL
"Z00" = NYLON (PA66), UNFILLED, UL94V-0, COLOR: BLACK
TERMINAL:
BRASS ALLOY
 - FINISH (PLATING):**
"BLANK" = .000200/(0.00508) MIN. BRIGHT TIN OVER
.000100/(0.00254) MIN. COPPER
"G" = .000030/(0.00076) MIN. GOLD OVER
.000050/(0.00127) MIN. NICKEL
"G2" = .000015/(0.00038) MIN. GOLD OVER
.000030/(0.00076) MIN. NICKEL
"G3" = .000050/(0.00127) MIN. GOLD OVER
.000050/(0.00127) MIN. NICKEL
"*GS" = .000030/(0.00076) MIN. SELECT GOLD OVER
.000100/(0.00254) MIN. SELECT MATTE TIN OVER
.000050/(0.00127) MIN. NICKEL OVERALL
"*GS2" = .000015/(0.00038) MIN. SELECT GOLD OVER
.000100/(0.00254) MIN. SELECT MATTE TIN OVER
.000050/(0.00127) MIN. NICKEL OVERALL
"*GS3" = .000050/(0.00127) MIN. SELECT GOLD OVER
.000100/(0.00254) MIN. SELECT MATTE TIN OVER
.000050/(0.00127) MIN. NICKEL OVERALL
"S" = .000100/(0.00254) MIN. BRIGHT TIN OVER
.000050/(0.00127) MIN. NICKEL
*THE PRIMARY SHIPPING CARTON WILL BE LABELED *COMPLIANT TO RoHS DIRECTIVE 2002/95/EC AND ELV ANNEX II OF DIRECTIVE 2000/53/EC; CARTONS WITHOUT THIS LABEL MAY CONTAIN PRODUCT WITH TIN-LEAD PLATING.
 - PRODUCT SPECIFICATION:** PS-5556-001
 - PACKAGING:**
"BLANK" = BULK PACKED PER PK-5569-002
"T" = TRAY PACKED PER PK-5569-003
 - PART MATES WITH MINI-FIT JR. RECEPTACLE SERIES 5557.**
 - MOUNTING OPTIONS:**
1 = SCREW MOUNT (SEE SD-5569-NA* SERIES DRAWING)
2 = PEG MOUNT
 - DISCOLORATION IN THE BANDOLIER CARRIER AREA OF THE PIN IS INHERENT TO THE PLATING PROCESS AND IS DUE TO THE MASKING EFFECT OF THE CARRIER. THIS DISCOLORATION IS IN A NON-FUNCTIONAL AREA OF THE PIN AND WILL NOT AFFECT THE PERFORMANCE OF THE HEADER ASSEMBLY.**
 - PART CONFORMS TO CLASS "B" REQUIREMENTS OF COSMETIC SPECIFICATION PS-45499-002.**
 - CONNECTORS ARE NOT TO BE MATED AND UNMATED WHILE CIRCUITS ARE LIVE.**
 - PARTS ARE NOT DESIGNED FOR CURRENT SHARING.**



RECOMMENDED HOLE LAYOUT FOR .070/(1.78) MAX. THICK P.C. BOARD VIEWED FROM COMPONENT SIDE



RECOMMENDED HOLE LAYOUT FOR .070/(1.78) MAX. THICK P.C. BOARD VIEWED FROM COMPONENT SIDE



RECOMMENDED HOLE LAYOUT FOR .070/(1.78) MAX. THICK P.C. BOARD VIEWED FROM COMPONENT SIDE

- 2-6 GENERAL DOCS. L3
 - 1 ME10 L3
 - SHT. SOFTWARE REV.
- 1 = SCREW MOUNT (SEE SD-5569-NA* SERIES DRAWING)
 - 2 = PEG MOUNT
 - DISCOLORATION IN THE BANDOLIER CARRIER AREA OF THE PIN IS INHERENT TO THE PLATING PROCESS AND IS DUE TO THE MASKING EFFECT OF THE CARRIER. THIS DISCOLORATION IS IN A NON-FUNCTIONAL AREA OF THE PIN AND WILL NOT AFFECT THE PERFORMANCE OF THE HEADER ASSEMBLY.
 - PART CONFORMS TO CLASS "B" REQUIREMENTS OF COSMETIC SPECIFICATION PS-45499-002.
 - CONNECTORS ARE NOT TO BE MATED AND UNMATED WHILE CIRCUITS ARE LIVE.
 - PARTS ARE NOT DESIGNED FOR CURRENT SHARING.

| | | | | | | |
|-----------------------------------------------------------------------------------------------------------------------------------|-----------------|---------------------------------------|-----------------|--------------------------------------------------------------|--------------|------------------------|
| CORRECTED - 400 PARTS EC NO: UCP2010-0398 DRAWN: JAGUILAR 2009/09/04 CHKD: J.BELL 2009/09/14 APPR: F.SMITH 2009/09/15 | QUALITY SYMBOLS | GENERAL TOLERANCES (UNLESS SPECIFIED) | DIMENSION STYLE | SCALE | DESIGN UNITS | THIRD ANGLE PROJECTION |
| | ▽=0 | mm INCH | IN/MM | 1:1 | METRIC | |
| | ▽=0 | 4 PLACES ± --- ± --- | DRAWN BY DATE | TITLE | | |
| | | 3 PLACES ± --- ± .010 | RJF 1988/02/16 | MINI-FIT JR RIGHT ANGLE HEADER ASSEMBLIES WITH MOUNTING PEGS | | |

| | | | | | |
|-----------------------|------------------|-------------------------------------------------------------------------------------------------------------------------------|--|-----------------|-----------|
| 2 PLACES ± .25 ± .015 | CHECKED BY DATE | MATERIAL NO. | | DOCUMENT NO. | SHEET NO. |
| 1 PLACE ± .38 ± --- | GT 1988/02/16 | SEE CHART | | SDA-5569-NA2*-* | 1 OF 6 |
| ANGULAR ± 1/2° | APPROVED BY DATE | THIS DRAWING CONTAINS INFORMATION THAT IS PROPRIETARY TO MOLEX INCORPORATED AND SHOULD NOT BE USED WITHOUT WRITTEN PERMISSION | | | |
| | RAS 1988/02/16 | | | | |

| | | | | | |
|------------------------------------------------------|--|--------------|--|-----------------|-----------|
| DRAFT WHERE APPLICABLE MUST REMAIN WITHIN DIMENSIONS | | MATERIAL NO. | | DOCUMENT NO. | SHEET NO. |
| | | SEE CHART | | SDA-5569-NA2*-* | 1 OF 6 |

| | | | | | |
|------------------------------------------------------|--|--------------|--|-----------------|-----------|
| DRAFT WHERE APPLICABLE MUST REMAIN WITHIN DIMENSIONS | | MATERIAL NO. | | DOCUMENT NO. | SHEET NO. |
| | | SEE CHART | | SDA-5569-NA2*-* | 1 OF 6 |

BULK PACKAGED PER PK-5569-002

| PART NUMBER | ENG. NUMBER | CKT. SIZE | PLATING (NOTE 2) | HSG MAT'L | PART NUMBER | ENG. NUMBER | CKT. SIZE | PLATING (NOTE 2) | HSG MAT'L |
|-------------|-------------|-----------|----------------------------------------------------------|-----------|-------------|---------------|-----------|----------------------------------------------------------|-----------|
| 39-30-1020 | 5569-02A2 | 2 | TIN OVER COPPER SEE NOTE 2 OPTION "BLANK" | 94V-2 | 39-30-0020 | 5569-02A2-210 | 2 | TIN OVER COPPER SEE NOTE 2 OPTION "BLANK" | 94V-0 |
| 39-30-1040 | 5569-04A2 | 4 | | | 39-30-0040 | 5569-04A2-210 | 4 | | |
| 39-30-1060 | 5569-06A2 | 6 | | | 39-30-0060 | 5569-06A2-210 | 6 | | |
| 39-30-1080 | 5569-08A2 | 8 | | | 39-30-0080 | 5569-08A2-210 | 8 | | |
| 39-30-1100 | 5569-10A2 | 10 | | | 39-30-0100 | 5569-10A2-210 | 10 | | |
| 39-30-1120 | 5569-12A2 | 12 | | | 39-30-0120 | 5569-12A2-210 | 12 | | |
| 39-30-1140 | 5569-14A2 | 14 | | | 39-30-0140 | 5569-14A2-210 | 14 | | |
| 39-30-1160 | 5569-16A2 | 16 | | | 39-30-0160 | 5569-16A2-210 | 16 | | |
| 39-30-1180 | 5569-18A2 | 18 | | | 39-30-0180 | 5569-18A2-210 | 18 | | |
| 39-30-1200 | 5569-20A2 | 20 | | | 39-30-0200 | 5569-20A2-210 | 20 | | |
| 39-30-1220 | 5569-22A2 | 22 | | | 39-30-0220 | 5569-22A2-210 | 22 | | |
| 39-30-1240 | 5569-24A2 | 24 | | | 39-30-0240 | 5569-24A2-210 | 24 | | |

| | | | | | | | | | |
|------------|------------|----|-------------------------------------------------|-------|------------|----------------|----|-------------------------------------------------|-------|
| 39-30-1021 | 5569-02A2G | 2 | 30 μ" GOLD SEE NOTE 2 OPTION "G" | 94V-2 | 39-30-1022 | 5569-02A2G-210 | 2 | 30 μ" GOLD SEE NOTE 2 OPTION "G" | 94V-0 |
| 39-30-1041 | 5569-04A2G | 4 | | | 39-30-1042 | 5569-04A2G-210 | 4 | | |
| 39-30-1061 | 5569-06A2G | 6 | | | 39-30-1062 | 5569-06A2G-210 | 6 | | |
| 39-30-1081 | 5569-08A2G | 8 | | | 39-30-1082 | 5569-08A2G-210 | 8 | | |
| 39-30-1101 | 5569-10A2G | 10 | | | 39-30-1102 | 5569-10A2G-210 | 10 | | |
| 39-30-1121 | 5569-12A2G | 12 | | | 39-30-1122 | 5569-12A2G-210 | 12 | | |
| 39-30-1141 | 5569-14A2G | 14 | | | 39-30-1142 | 5569-14A2G-210 | 14 | | |
| 39-30-1161 | 5569-16A2G | 16 | | | 39-30-1162 | 5569-16A2G-210 | 16 | | |
| 39-30-1181 | 5569-18A2G | 18 | | | 39-30-1182 | 5569-18A2G-210 | 18 | | |
| 39-30-1201 | 5569-20A2G | 20 | | | 39-30-1202 | 5569-20A2G-210 | 20 | | |
| 39-30-1221 | 5569-22A2G | 22 | | | 39-30-1222 | 5569-22A2G-210 | 22 | | |
| 39-30-1241 | 5569-24A2G | 24 | | | 39-30-1242 | 5569-24A2G-210 | 24 | | |

| | | | | | | | | | |
|------------|-------------|----|--------------------------------------------------|-------|------------|-----------------|----|--------------------------------------------------|-------|
| 39-30-0021 | 5569-02A2G2 | 2 | 15 μ" GOLD SEE NOTE 2 OPTION "G2" | 94V-2 | 39-30-0022 | 5569-02A2G2-210 | 2 | 15 μ" GOLD SEE NOTE 2 OPTION "G2" | 94V-0 |
| 39-30-0041 | 5569-04A2G2 | 4 | | | 39-30-0042 | 5569-04A2G2-210 | 4 | | |
| 39-30-0061 | 5569-06A2G2 | 6 | | | 39-30-0062 | 5569-06A2G2-210 | 6 | | |
| 39-30-0081 | 5569-08A2G2 | 8 | | | 39-30-0082 | 5569-08A2G2-210 | 8 | | |
| 39-30-0101 | 5569-10A2G2 | 10 | | | 39-30-0102 | 5569-10A2G2-210 | 10 | | |
| 39-30-0121 | 5569-12A2G2 | 12 | | | 39-30-0122 | 5569-12A2G2-210 | 12 | | |
| 39-30-0141 | 5569-14A2G2 | 14 | | | 39-30-0142 | 5569-14A2G2-210 | 14 | | |
| 39-30-0161 | 5569-16A2G2 | 16 | | | 39-30-0162 | 5569-16A2G2-210 | 16 | | |
| 39-30-0181 | 5569-18A2G2 | 18 | | | 39-30-0182 | 5569-18A2G2-210 | 18 | | |
| 39-30-0201 | 5569-20A2G2 | 20 | | | 39-30-0202 | 5569-20A2G2-210 | 20 | | |
| 39-30-0221 | 5569-22A2G2 | 22 | | | 39-30-0222 | 5569-22A2G2-210 | 22 | | |
| 39-30-0241 | 5569-24A2G2 | 24 | | | 39-30-0242 | 5569-24A2G2-210 | 24 | | |

| | | | | | | | | | |
|------------|-------------|----|--------------------------------------------------|-------|------------|-----------------|----|--------------------------------------------------|-------|
| NOT TOOLED | 5569-02A2G3 | 2 | 50 μ" GOLD SEE NOTE 2 OPTION "G3" | 94V-2 | NOT TOOLED | 5569-02A2G3-210 | 2 | 50 μ" GOLD SEE NOTE 2 OPTION "G3" | 94V-0 |
| 15-27-1514 | 5569-04A2G3 | 4 | | | NOT TOOLED | 5569-04A2G3-210 | 4 | | |
| 15-27-1511 | 5569-06A2G3 | 6 | | | NOT TOOLED | 5569-06A2G3-210 | 6 | | |
| 15-27-1512 | 5569-08A2G3 | 8 | | | NOT TOOLED | 5569-08A2G3-210 | 8 | | |
| 15-27-1503 | 5569-10A2G3 | 10 | | | 15-27-1504 | 5569-10A2G3-210 | 10 | | |
| NOT TOOLED | 5569-12A2G3 | 12 | | | NOT TOOLED | 5569-12A2G3-210 | 12 | | |
| NOT TOOLED | 5569-14A2G3 | 14 | | | NOT TOOLED | 5569-14A2G3-210 | 14 | | |
| 15-27-1513 | 5569-16A2G3 | 16 | | | NOT TOOLED | 5569-16A2G3-210 | 16 | | |
| NOT TOOLED | 5569-18A2G3 | 18 | | | NOT TOOLED | 5569-18A2G3-210 | 18 | | |
| NOT TOOLED | 5569-20A2G3 | 20 | | | NOT TOOLED | 5569-20A2G3-210 | 20 | | |
| NOT TOOLED | 5569-22A2G3 | 22 | | | NOT TOOLED | 5569-22A2G3-210 | 22 | | |
| NOT TOOLED | 5569-24A2G3 | 24 | | | NOT TOOLED | 5569-24A2G3-210 | 24 | | |

| | | | |
|-----------------------------------|----------------------------------------------------------------------------------------------|----------------------------------------------------------------------------------------------------|-------------------------------|
| REVISION: L3 | ECR/ECN INFORMATION: EC No: UCP2010-0398 DATE: 2009/09/02 | TITLE: MINI-FIT JR.® RIGHT ANGLE HEADER ASSEMBLIES WITH MOUNTING PEGS | SHEET No. - 2 - |
|-----------------------------------|----------------------------------------------------------------------------------------------|----------------------------------------------------------------------------------------------------|-------------------------------|

| | | | |
|-------------------------------------------------------|------------------------------------------|----------------------------------------|------------------------------------------|
| DOCUMENT NUMBER: SDA-5569-NA2*-* | Drawn By: JJAGUILAR | Checked By: JBELL | Approved By: FSMITH |
|-------------------------------------------------------|------------------------------------------|----------------------------------------|------------------------------------------|

BULK PACKAGED PK-5569-002

| PART NUMBER | ENG. NUMBER | CKT. SIZE | PLATING (NOTE 2) | HSG MAT'L | PART NUMBER | ENG. NUMBER | CKT. SIZE | PLATING (NOTE 2) | HSG MAT'L |
|-------------|-------------|-----------|------------------------------------------------------------|-----------------|-------------|-----------------|-----------|------------------------------------------------------------|-----------|
| 39-30-0023 | 5569-02A2GS | 2 | 30 μ" SELECT GOLD SEE NOTE 2 OPTION "GS" | 94V-2 | 39-30-0024 | 5569-02A2GS-210 | 2 | 30 μ" SELECT GOLD SEE NOTE 2 OPTION "GS" | 94V-0 |
| 39-30-0043 | 5569-04A2GS | 4 | | | 39-30-0044 | 5569-04A2GS-210 | 4 | | |
| 39-30-0063 | 5569-06A2GS | 6 | | | 39-30-0064 | 5569-06A2GS-210 | 6 | | |
| 39-30-0083 | 5569-08A2GS | 8 | | | 39-30-0084 | 5569-08A2GS-210 | 8 | | |
| 39-30-0103 | 5569-10A2GS | 10 | | | 39-30-0104 | 5569-10A2GS-210 | 10 | | |
| 39-30-0123 | 5569-12A2GS | 12 | | | 39-30-0124 | 5569-12A2GS-210 | 12 | | |
| 39-30-0143 | 5569-14A2GS | 14 | | | 39-30-0144 | 5569-14A2GS-210 | 14 | | |
| 39-30-0163 | 5569-16A2GS | 16 | | | 39-30-0164 | 5569-16A2GS-210 | 16 | | |
| 39-30-0183 | 5569-18A2GS | 18 | | | 39-30-0184 | 5569-18A2GS-210 | 18 | | |
| 39-30-0203 | 5569-20A2GS | 20 | | | 39-30-0204 | 5569-20A2GS-210 | 20 | | |
| 39-30-0223 | 5569-22A2GS | 22 | | | 39-30-0224 | 5569-22A2GS-210 | 22 | | |
| 39-30-0243 | 5569-24A2GS | 24 | 39-30-0244 | 5569-24A2GS-210 | 24 | | | | |

| | | | | | | | | | |
|------------|--------------|----|-------------------------------------------------------------|------------------|------------|------------------|----|-------------------------------------------------------------|-------|
| 39-30-1023 | 5569-02A2GS2 | 2 | 15 μ" SELECT GOLD SEE NOTE 2 OPTION "GS2" | 94V-2 | 39-30-1024 | 5569-02A2GS2-210 | 2 | 15 μ" SELECT GOLD SEE NOTE 2 OPTION "GS2" | 94V-0 |
| 39-30-1043 | 5569-04A2GS2 | 4 | | | 39-30-1044 | 5569-04A2GS2-210 | 4 | | |
| 39-30-1063 | 5569-06A2GS2 | 6 | | | 39-30-1064 | 5569-06A2GS2-210 | 6 | | |
| 39-30-1083 | 5569-08A2GS2 | 8 | | | 39-30-1084 | 5569-08A2GS2-210 | 8 | | |
| 39-30-1103 | 5569-10A2GS2 | 10 | | | 39-30-1104 | 5569-10A2GS2-210 | 10 | | |
| 39-30-1123 | 5569-12A2GS2 | 12 | | | 39-30-1124 | 5569-12A2GS2-210 | 12 | | |
| 39-30-1143 | 5569-14A2GS2 | 14 | | | 39-30-1144 | 5569-14A2GS2-210 | 14 | | |
| 39-30-1163 | 5569-16A2GS2 | 16 | | | 39-30-1164 | 5569-16A2GS2-210 | 16 | | |
| 39-30-1183 | 5569-18A2GS2 | 18 | | | 39-30-1184 | 5569-18A2GS2-210 | 18 | | |
| 39-30-1203 | 5569-20A2GS2 | 20 | | | 39-30-1204 | 5569-20A2GS2-210 | 20 | | |
| 39-30-1223 | 5569-22A2GS2 | 22 | | | 39-30-1224 | 5569-22A2GS2-210 | 22 | | |
| 39-30-1243 | 5569-24A2GS2 | 24 | 39-30-1244 | 5569-24A2GS2-210 | 24 | | | | |

| | | | | | | | | | |
|------------|--------------|----|-------------------------------------------------------------|------------------|------------|------------------|----|-------------------------------------------------------------|-------|
| 39-34-4026 | 5569-02A2GS3 | 2 | 50 μ" SELECT GOLD SEE NOTE 2 OPTION "GS3" | 94V-2 | 39-34-4027 | 5569-02A2GS3-210 | 2 | 50 μ" SELECT GOLD SEE NOTE 2 OPTION "GS3" | 94V-0 |
| 39-34-4046 | 5569-04A2GS3 | 4 | | | 39-34-4047 | 5569-04A2GS3-210 | 4 | | |
| NOT TOOLED | 5569-06A2GS3 | 6 | | | NOT TOOLED | 5569-06A2GS3-210 | 6 | | |
| NOT TOOLED | 5569-08A2GS3 | 8 | | | NOT TOOLED | 5569-08A2GS3-210 | 8 | | |
| NOT TOOLED | 5569-10A2GS3 | 10 | | | NOT TOOLED | 5569-10A2GS3-210 | 10 | | |
| NOT TOOLED | 5569-12A2GS3 | 12 | | | NOT TOOLED | 5569-12A2GS3-210 | 12 | | |
| NOT TOOLED | 5569-14A2GS3 | 14 | | | NOT TOOLED | 5569-14A2GS3-210 | 14 | | |
| NOT TOOLED | 5569-16A2GS3 | 16 | | | NOT TOOLED | 5569-16A2GS3-210 | 16 | | |
| NOT TOOLED | 5569-18A2GS3 | 18 | | | NOT TOOLED | 5569-18A2GS3-210 | 18 | | |
| NOT TOOLED | 5569-20A2GS3 | 20 | | | NOT TOOLED | 5569-20A2GS3-210 | 20 | | |
| NOT TOOLED | 5569-22A2GS3 | 22 | | | NOT TOOLED | 5569-22A2GS3-210 | 22 | | |
| NOT TOOLED | 5569-24A2GS3 | 24 | NOT TOOLED | 5569-24A2GS3-210 | 24 | | | | |

| | | | | | | | | | |
|------------|------------|----|---------------------------------------------------------|----------------|------------|----------------|----|---------------------------------------------------------|-------|
| 39-30-7025 | 5569-02A2S | 2 | TIN OVER NICKEL SEE NOTE 2 OPTION "S" | 94V-2 | 39-30-7026 | 5569-02A2S-210 | 2 | TIN OVER NICKEL SEE NOTE 2 OPTION "S" | 94V-0 |
| 39-30-7045 | 5569-04A2S | 4 | | | 39-30-7046 | 5569-04A2S-210 | 4 | | |
| 39-30-7065 | 5569-06A2S | 6 | | | 39-30-7066 | 5569-06A2S-210 | 6 | | |
| 39-30-7085 | 5569-08A2S | 8 | | | 39-30-7086 | 5569-08A2S-210 | 8 | | |
| 39-30-7105 | 5569-10A2S | 10 | | | 39-30-7106 | 5569-10A2S-210 | 10 | | |
| 39-30-7125 | 5569-12A2S | 12 | | | 39-30-7126 | 5569-12A2S-210 | 12 | | |
| 39-30-7145 | 5569-14A2S | 14 | | | 39-30-7146 | 5569-14A2S-210 | 14 | | |
| 39-30-7165 | 5569-16A2S | 16 | | | 39-30-7166 | 5569-16A2S-210 | 16 | | |
| 39-30-7185 | 5569-18A2S | 18 | | | 39-30-7186 | 5569-18A2S-210 | 18 | | |
| 39-30-7205 | 5569-20A2S | 20 | | | 39-30-7206 | 5569-20A2S-210 | 20 | | |
| 39-30-7225 | 5569-22A2S | 22 | | | 39-30-7226 | 5569-22A2S-210 | 22 | | |
| 39-30-7245 | 5569-24A2S | 24 | 39-30-7246 | 5569-24A2S-210 | 24 | | | | |

| | | | |
|----------------------------|---------------------------------------------------------------------------------------|---------------------------------------------------------------------------------------------|------------------------|
| REVISION: L3 | ECR/ECN INFORMATION: EC No: UCP2010-0398 DATE: 2009/09/02 | TITLE: MINI-FIT JR.® RIGHT ANGLE HEADER ASSEMBLIES WITH MOUNTING PEGS | SHEET No. - 3 - |
|----------------------------|---------------------------------------------------------------------------------------|---------------------------------------------------------------------------------------------|------------------------|

| | | | |
|--------------------------------------------|-------------------------------|-----------------------------|-------------------------------|
| DOCUMENT NUMBER: SDA-5569-NA2*-* | Drawn By: JJAGUILAR | Checked By: JBELL | Approved By: FSMITH |
|--------------------------------------------|-------------------------------|-----------------------------|-------------------------------|

BULK PACKAGED PER PK-5569-002

| PART NUMBER | ENG. NUMBER | CKT. SIZE | PLATING (NOTE 2) | HSG MAT'L | PART NUMBER | ENG. NUMBER | CKT. SIZE | PLATING (NOTE 2) | HSG MAT'L |
|-------------|-------------|-----------|------------------|-----------|-------------|--------------|-----------|----------------------------------------------------------|----------------|
| | | 2 | | | 39-31-1021 | 5569-02A2-BL | 2 | TIN OVER COPPER SEE NOTE 2 OPTION "BLANK" | BLACK 94V-2 |
| | | 4 | | | 39-31-1041 | 5569-04A2-BL | 4 | | |
| | | 6 | | | 39-31-1061 | 5569-06A2-BL | 6 | | |
| | | 8 | | | 39-31-1081 | 5569-08A2-BL | 8 | | |
| | | 10 | | | 39-31-1101 | 5569-10A2-BL | 10 | | |
| | | 12 | | | 39-31-1121 | 5569-12A2-BL | 12 | | |
| | | 14 | | | 39-31-1141 | 5569-14A2-BL | 14 | | |
| | | 16 | | | 39-31-1161 | 5569-16A2-BL | 16 | | |
| | | 18 | | | 39-31-1181 | 5569-18A2-BL | 18 | | |
| | | 20 | | | 39-31-1201 | 5569-20A2-BL | 20 | | |
| | | 22 | | | 39-31-1221 | 5569-22A2-BL | 22 | | |
| | | 24 | | | 39-31-1241 | 5569-24A2-BL | 24 | | |

| | | | | | | | | | |
|--|--|----|--|--|------------|---------------|----|-------------------------------------------------|----------------|
| | | 2 | | | 39-31-6029 | 5569-02A2G-BL | 2 | 30 μ" GOLD SEE NOTE 2 OPTION "G" | BLACK 94V-2 |
| | | 4 | | | 39-31-6049 | 5569-04A2G-BL | 4 | | |
| | | 6 | | | 39-31-6069 | 5569-06A2G-BL | 6 | | |
| | | 8 | | | 39-31-6089 | 5569-08A2G-BL | 8 | | |
| | | 10 | | | 39-31-6109 | 5569-10A2G-BL | 10 | | |
| | | 12 | | | 39-31-6129 | 5569-12A2G-BL | 12 | | |
| | | 14 | | | 39-31-6149 | 5569-14A2G-BL | 14 | | |
| | | 16 | | | 39-31-6169 | 5569-16A2G-BL | 16 | | |
| | | 18 | | | 39-31-6189 | 5569-18A2G-BL | 18 | | |
| | | 20 | | | 39-31-6209 | 5569-20A2G-BL | 20 | | |
| | | 22 | | | 39-31-6229 | 5569-22A2G-BL | 22 | | |
| | | 24 | | | 39-31-6249 | 5569-24A2G-BL | 24 | | |

| | | | | | | | | | |
|--|--|----|--|--|--|--|--|--|--|
| | | 2 | | | | | | | |
| | | 4 | | | | | | | |
| | | 6 | | | | | | | |
| | | 8 | | | | | | | |
| | | 10 | | | | | | | |
| | | 12 | | | | | | | |
| | | 14 | | | | | | | |
| | | 16 | | | | | | | |
| | | 18 | | | | | | | |
| | | 20 | | | | | | | |
| | | 22 | | | | | | | |
| | | 24 | | | | | | | |

| | | | | | | | | | | |
|------------|----------------|----|------------------------------------------------------|----------------|--|--|--|--|--|--|
| 39-34-9021 | 5569-02A2S-400 | 2 | TIN OVER NICKEL SEE NOTE 2 OPTION "S" | BLACK 94V-0 | | | | | | |
| 39-34-9041 | 5569-04A2S-400 | 4 | | | | | | | | |
| 39-34-9061 | 5569-06A2S-400 | 6 | | | | | | | | |
| 39-34-9081 | 5569-08A2S-400 | 8 | | | | | | | | |
| 39-34-9101 | 5569-10A2S-400 | 10 | | | | | | | | |
| 39-34-9121 | 5569-12A2S-400 | 12 | | | | | | | | |
| 39-34-9141 | 5569-14A2S-400 | 14 | | | | | | | | |
| 39-34-9161 | 5569-16A2S-400 | 16 | | | | | | | | |
| 39-34-9181 | 5569-18A2S-400 | 18 | | | | | | | | |
| 39-34-9201 | 5569-20A2S-400 | 20 | | | | | | | | |
| 39-34-9221 | 5569-22A2S-400 | 22 | | | | | | | | |
| 39-34-9241 | 5569-24A2S-400 | 24 | | | | | | | | |

| | | | |
|----------------------------|---------------------------------------------------------------------------------------|---------------------------------------------------------------------------------------------|------------------------|
| REVISION: L3 | ECR/ECN INFORMATION: EC No: UCP2010-0398 DATE: 2009/09/02 | TITLE: MINI-FIT JR.® RIGHT ANGLE HEADER ASSEMBLIES WITH MOUNTING PEGS | SHEET No. - 4 - |
|----------------------------|---------------------------------------------------------------------------------------|---------------------------------------------------------------------------------------------|------------------------|

| | | | |
|--------------------------------------------|-------------------------------|-----------------------------|-------------------------------|
| DOCUMENT NUMBER: SDA-5569-NA2*-* | Drawn By: JJAGUILAR | Checked By: JBELL | Approved By: FSMITH |
|--------------------------------------------|-------------------------------|-----------------------------|-------------------------------|

BULK PACKAGED PER PK-5569-002

| PART NUMBER | ENG. NUMBER | CKT. SIZE | PLATING (NOTE 2) | HSG MAT'L | PART NUMBER | ENG. NUMBER | CKT. SIZE | PLATING (NOTE 2) | HSG MAT'L |
|-------------|-------------|-----------|------------------|-----------|-------------|---------------|-----------|---------------------------------------------|-------------|
| | | | | | 39-31-9029 | 5569-02A2S-BL | 2 | TIN OVER NICKEL SEE NOTE 2 OPTION "S" | BLACK 94V-2 |
| | | | | | 39-31-9049 | 5569-04A2S-BL | 4 | | |
| | | | | | 39-31-9069 | 5569-06A2S-BL | 6 | | |
| | | | | | 39-31-9089 | 5569-08A2S-BL | 8 | | |
| | | | | | 39-31-9109 | 5569-10A2S-BL | 10 | | |
| | | | | | 39-31-9129 | 5569-12A2S-BL | 12 | | |
| | | | | | 39-31-9149 | 5569-14A2S-BL | 14 | | |
| | | | | | 39-31-9169 | 5569-16A2S-BL | 16 | | |
| | | | | | 39-31-9189 | 5569-18A2S-BL | 18 | | |
| | | | | | 39-31-9209 | 5569-20A2S-BL | 20 | | |
| | | | | | 39-31-9229 | 5569-22A2S-BL | 22 | | |
| | | | | | 39-31-9249 | 5569-24A2S-BL | 24 | | |

| | | | | | | | | | |
|--|--|--|--|--|--|--|--|--|--|
| | | | | | | | | | |
| | | | | | | | | | |
| | | | | | | | | | |
| | | | | | | | | | |
| | | | | | | | | | |
| | | | | | | | | | |
| | | | | | | | | | |
| | | | | | | | | | |
| | | | | | | | | | |
| | | | | | | | | | |
| | | | | | | | | | |
| | | | | | | | | | |
| | | | | | | | | | |
| | | | | | | | | | |
| | | | | | | | | | |
| | | | | | | | | | |
| | | | | | | | | | |
| | | | | | | | | | |
| | | | | | | | | | |
| | | | | | | | | | |
| | | | | | | | | | |
| | | | | | | | | | |

| | | | | | | | | | |
|--|--|--|--|--|--|--|--|--|--|
| | | | | | | | | | |
| | | | | | | | | | |
| | | | | | | | | | |
| | | | | | | | | | |
| | | | | | | | | | |
| | | | | | | | | | |
| | | | | | | | | | |
| | | | | | | | | | |
| | | | | | | | | | |
| | | | | | | | | | |
| | | | | | | | | | |
| | | | | | | | | | |
| | | | | | | | | | |
| | | | | | | | | | |
| | | | | | | | | | |
| | | | | | | | | | |
| | | | | | | | | | |
| | | | | | | | | | |
| | | | | | | | | | |
| | | | | | | | | | |
| | | | | | | | | | |
| | | | | | | | | | |

| | | | | | | | | | |
|--|--|--|--|--|--|--|--|--|--|
| | | | | | | | | | |
| | | | | | | | | | |
| | | | | | | | | | |
| | | | | | | | | | |
| | | | | | | | | | |
| | | | | | | | | | |
| | | | | | | | | | |
| | | | | | | | | | |
| | | | | | | | | | |
| | | | | | | | | | |
| | | | | | | | | | |
| | | | | | | | | | |
| | | | | | | | | | |
| | | | | | | | | | |
| | | | | | | | | | |
| | | | | | | | | | |
| | | | | | | | | | |
| | | | | | | | | | |
| | | | | | | | | | |
| | | | | | | | | | |
| | | | | | | | | | |
| | | | | | | | | | |

| | | | |
|-----------------------------------|----------------------------------------------------------------------------------------------|----------------------------------------------------------------------------------------------------|-------------------------------|
| REVISION: L3 | ECR/ECN INFORMATION: EC No: UCP2010-0398 DATE: 2009/09/02 | TITLE: MINI-FIT JR.® RIGHT ANGLE HEADER ASSEMBLIES WITH MOUNTING PEGS | SHEET No. - 5 - |
|-----------------------------------|----------------------------------------------------------------------------------------------|----------------------------------------------------------------------------------------------------|-------------------------------|

| | | | |
|---------------------------------------------------|--------------------------------------|------------------------------------|--------------------------------------|
| DOCUMENT NUMBER: SDA-5569-NA2*-* | Drawn By: JJAGUILAR | Checked By: JBELL | Approved By: FSMITH |
|---------------------------------------------------|--------------------------------------|------------------------------------|--------------------------------------|

TRAY PACKAGED PER PK-5569-003

| PART NUMBER | ENG. NUMBER | CKT. SIZE | PLATING (NOTE 2) | HSG MAT'L | PART NUMBER | ENG. NUMBER | CKT. SIZE | PLATING (NOTE 2) | HSG MAT'L | |
|-------------|--------------------|-----------|-------------------------------------------------------------|-----------|-------------|-------------|-----------|------------------|-----------|--|
| 26-01-3127 | 5569-02A2GS2-210-T | 2 | 15 μ" SELECT GOLD SEE NOTE 2 OPTION "GS2" | 94V-0 | | | 2 | | | |
| 26-01-3128 | 5569-04A2GS2-210-T | 4 | | | | | | 4 | | |
| NOT TOOLED | 5569-06A2GS2-210-T | 6 | | | | | | 6 | | |
| NOT TOOLED | 5569-08A2GS2-210-T | 8 | | | | | | 8 | | |
| NOT TOOLED | 5569-10A2GS2-210-T | 10 | | | | | | 10 | | |
| NOT TOOLED | 5569-12A2GS2-210-T | 12 | | | | | | 12 | | |
| NOT TOOLED | 5569-14A2GS2-210-T | 14 | | | | | | 14 | | |
| NOT TOOLED | 5569-16A2GS2-210-T | 16 | | | | | | 16 | | |
| NOT TOOLED | 5569-18A2GS2-210-T | 18 | | | | | | 18 | | |
| NOT TOOLED | 5569-20A2GS2-210-T | 20 | | | | | | 20 | | |
| NOT TOOLED | 5569-22A2GS2-210-T | 22 | | | | | | 22 | | |
| NOT TOOLED | 5569-24A2GS2-210-T | 24 | | | | | | 24 | | |

| | | | | | | | | | | |
|------------|----------------|----|-------------------------------------------------------------|-------|--|--|---|----|--|--|
| 26-01-3141 | 5569-02A2GS3-T | 2 | 50 μ" SELECT GOLD SEE NOTE 2 OPTION "GS3" | 94V-2 | | | 2 | | | |
| 26-01-3142 | 5569-04A2GS3-T | 4 | | | | | | 4 | | |
| 26-01-3143 | 5569-06A2GS3-T | 6 | | | | | | 6 | | |
| 26-01-3144 | 5569-08A2GS3-T | 8 | | | | | | 8 | | |
| NOT TOOLED | 5569-10A2GS3-T | 10 | | | | | | 10 | | |
| NOT TOOLED | 5569-12A2GS3-T | 12 | | | | | | 12 | | |
| NOT TOOLED | 5569-14A2GS3-T | 14 | | | | | | 14 | | |
| 26-01-3148 | 5569-16A2GS3-T | 16 | | | | | | 16 | | |
| NOT TOOLED | 5569-18A2GS3-T | 18 | | | | | | 18 | | |
| NOT TOOLED | 5569-20A2GS3-T | 20 | | | | | | 20 | | |
| NOT TOOLED | 5569-22A2GS3-T | 22 | | | | | | 22 | | |
| NOT TOOLED | 5569-24A2GS3-T | 24 | | | | | | 24 | | |

| | | | | | | | | | |
|--|--|----|--|--|--|--|----|--|--|
| | | 2 | | | | | 2 | | |
| | | 4 | | | | | 4 | | |
| | | 6 | | | | | 6 | | |
| | | 8 | | | | | 8 | | |
| | | 10 | | | | | 10 | | |
| | | 12 | | | | | 12 | | |
| | | 14 | | | | | 14 | | |
| | | 16 | | | | | 16 | | |
| | | 18 | | | | | 18 | | |
| | | 20 | | | | | 20 | | |
| | | 22 | | | | | 22 | | |
| | | 24 | | | | | 24 | | |

| | | | | | | | | | |
|--|--|----|--|--|--|--|----|--|--|
| | | 2 | | | | | 2 | | |
| | | 4 | | | | | 4 | | |
| | | 6 | | | | | 6 | | |
| | | 8 | | | | | 8 | | |
| | | 10 | | | | | 10 | | |
| | | 12 | | | | | 12 | | |
| | | 14 | | | | | 14 | | |
| | | 16 | | | | | 16 | | |
| | | 18 | | | | | 18 | | |
| | | 20 | | | | | 20 | | |
| | | 22 | | | | | 22 | | |
| | | 24 | | | | | 24 | | |

| | | | |
|----------------------------|---------------------------------------------------------------------------------------|---------------------------------------------------------------------------------------------|------------------------|
| REVISION: L3 | ECR/ECN INFORMATION: EC No: UCP2010-0398 DATE: 2009/09/02 | TITLE: MINI-FIT JR.® RIGHT ANGLE HEADER ASSEMBLIES WITH MOUNTING PEGS | SHEET No. - 6 - |
|----------------------------|---------------------------------------------------------------------------------------|---------------------------------------------------------------------------------------------|------------------------|

| | | | |
|--------------------------------------------|-------------------------------|-----------------------------|-------------------------------|
| DOCUMENT NUMBER: SDA-5569-NA2*-* | Drawn By: JJAGUILAR | Checked By: JBELL | Approved By: FSMITH |
|--------------------------------------------|-------------------------------|-----------------------------|-------------------------------|

TRAY PACKAGED PER PK-5569-003

| PART NUMBER | ENG. NUMBER | CKT. SIZE | PLATING (NOTE 2) | HSG MAT'L | PART NUMBER | ENG. NUMBER | CKT. SIZE | PLATING (NOTE 2) | HSG MAT'L |
|-------------|--------------|-----------|---------------------------------------|-----------|-------------|------------------|-----------|---------------------------------------|-----------|
| 50-36-1757 | 5569-02A2S-T | 2 | TIN OVER NICKEL SEE NOTE 2 OPTION "S" | 94V-2 | 50-36-1758 | 5569-02A2S-210-T | 2 | TIN OVER NICKEL SEE NOTE 2 OPTION "S" | 94V-0 |
| 50-36-1767 | 5569-04A2S-T | 4 | | | 50-36-1768 | 5569-04A2S-210-T | 4 | | |
| 50-36-1777 | 5569-06A2S-T | 6 | | | 50-36-1778 | 5569-06A2S-210-T | 6 | | |
| 50-36-1787 | 5569-08A2S-T | 8 | | | 50-36-1788 | 5569-08A2S-210-T | 8 | | |
| 50-36-1797 | 5569-10A2S-T | 10 | | | 50-36-1798 | 5569-10A2S-210-T | 10 | | |
| 50-36-1807 | 5569-12A2S-T | 12 | | | 50-36-1808 | 5569-12A2S-210-T | 12 | | |
| 50-36-1817 | 5569-14A2S-T | 14 | | | 50-36-1818 | 5569-14A2S-210-T | 14 | | |
| 50-36-1827 | 5569-16A2S-T | 16 | | | 50-36-1828 | 5569-16A2S-210-T | 16 | | |
| 50-36-1837 | 5569-18A2S-T | 18 | | | 50-36-1838 | 5569-18A2S-210-T | 18 | | |
| 50-36-1847 | 5569-20A2S-T | 20 | | | 50-36-1848 | 5569-20A2S-210-T | 20 | | |
| 50-36-1857 | 5569-22A2S-T | 22 | | | 50-36-1858 | 5569-22A2S-210-T | 22 | | |
| 50-36-1867 | 5569-24A2S-T | 24 | | | 50-36-1868 | 5569-24A2S-210-T | 24 | | |

| | | | | | | | | | |
|------------|---------------|----|------------------------------------------|-------|------------|-------------------|----|------------------------------------------|-------|
| 50-36-1755 | 5569-02A2GS-T | 2 | 30 μ" SELECT GOLD SEE NOTE 2 OPTION "GS" | 94V-2 | 50-36-1756 | 5569-02A2GS-210-T | 2 | 30 μ" SELECT GOLD SEE NOTE 2 OPTION "GS" | 94V-0 |
| 50-36-1765 | 5569-04A2GS-T | 4 | | | 50-36-1766 | 5569-04A2GS-210-T | 4 | | |
| 50-36-1775 | 5569-06A2GS-T | 6 | | | 50-36-1776 | 5569-06A2GS-210-T | 6 | | |
| 50-36-1785 | 5569-08A2GS-T | 8 | | | 50-36-1786 | 5569-08A2GS-210-T | 8 | | |
| 50-36-1795 | 5569-10A2GS-T | 10 | | | 50-36-1796 | 5569-10A2GS-210-T | 10 | | |
| 50-36-1805 | 5569-12A2GS-T | 12 | | | 50-36-1806 | 5569-12A2GS-210-T | 12 | | |
| 50-36-1815 | 5569-14A2GS-T | 14 | | | 50-36-1816 | 5569-14A2GS-210-T | 14 | | |
| 50-36-1825 | 5569-16A2GS-T | 16 | | | 50-36-1826 | 5569-16A2GS-210-T | 16 | | |
| 50-36-1835 | 5569-18A2GS-T | 18 | | | 50-36-1836 | 5569-18A2GS-210-T | 18 | | |
| 50-36-1845 | 5569-20A2GS-T | 20 | | | 50-36-1846 | 5569-20A2GS-210-T | 20 | | |
| 50-36-1855 | 5569-22A2GS-T | 22 | | | 50-36-1856 | 5569-22A2GS-210-T | 22 | | |
| 50-36-1865 | 5569-24A2GS-T | 24 | | | 50-36-1866 | 5569-24A2GS-210-T | 24 | | |

| | | | | | | | | | |
|------------|-------------------|----|-------------------------------------------|-------|------------|------------------|----|------------------------------------------|-------------|
| | | 2 | 50 μ" SELECT GOLD SEE NOTE 2 OPTION "GS3" | 94V-0 | 26-01-3101 | 5569-02A2GS-BL-T | 2 | 30 μ" SELECT GOLD SEE NOTE 2 OPTION "GS" | BLACK 94V-2 |
| | | 4 | | | NOT TOOLED | 5569-04A2GS-BL-T | 4 | | |
| | | 6 | | | NOT TOOLED | 5569-06A2GS-BL-T | 6 | | |
| | | 8 | | | NOT TOOLED | 5569-08A2GS-BL-T | 8 | | |
| 26-01-3094 | 5569-10AGS3-210-T | 10 | | | NOT TOOLED | 5569-10A2GS-BL-T | 10 | | |
| | | 12 | | | NOT TOOLED | 5569-12A2GS-BL-T | 12 | | |
| | | 14 | | | NOT TOOLED | 5569-14A2GS-BL-T | 14 | | |
| | | 16 | | | 26-01-3108 | 5569-16A2GS-BL-T | 16 | | |
| | | 18 | | | NOT TOOLED | 5569-18A2GS-BL-T | 18 | | |
| | | 20 | | | NOT TOOLED | 5569-20A2GS-BL-T | 20 | | |
| | | 22 | | | NOT TOOLED | 5569-22A2GS-BL-T | 22 | | |
| | | 24 | | | NOT TOOLED | 5569-24A2GS-BL-T | 24 | | |

| | | | | | | | | |
|------------|----------------|----|-------------------------------------------|-------|--|----|--|--|
| 26-01-3114 | 5569-02A2GS2-T | 2 | 15 μ" SELECT GOLD SEE NOTE 2 OPTION "GS2" | 94V-2 | | 2 | | |
| 26-01-3115 | 5569-04A2GS2-T | 4 | | | | 4 | | |
| 26-01-3116 | 5569-06A2GS2-T | 6 | | | | 6 | | |
| NOT TOOLED | 5569-08A2GS2-T | 8 | | | | 8 | | |
| NOT TOOLED | 5569-10A2GS2-T | 10 | | | | 10 | | |
| 26-01-3119 | 5569-12A2GS2-T | 12 | | | | 12 | | |
| NOT TOOLED | 5569-14A2GS2-T | 14 | | | | 14 | | |
| NOT TOOLED | 5569-16A2GS2-T | 16 | | | | 16 | | |
| NOT TOOLED | 5569-18A2GS2-T | 18 | | | | 18 | | |
| NOT TOOLED | 5569-20A2GS2-T | 20 | | | | 20 | | |
| NOT TOOLED | 5569-22A2GS2-T | 22 | | | | 22 | | |
| 26-01-3126 | 5569-24A2GS2-T | 24 | | | | 24 | | |

| | | | |
|---------------------|----------------------------------------------------------------------------|------------------------------------------------------------------------------|------------------------|
| REVISION: L3 | ECR/ECN INFORMATION: EC No: UCP2010-0398 DATE: 2009/09/02 | TITLE: MINI-FIT JR.® RIGHT ANGLE HEADER ASSEMBLIES WITH MOUNTING PEGS | SHEET No. - 7 - |
|---------------------|----------------------------------------------------------------------------|------------------------------------------------------------------------------|------------------------|

| | | | |
|-----------------------------------------|----------------------------|--------------------------|----------------------------|
| DOCUMENT NUMBER: SDA-5569-NA2*-* | Drawn By: JJAGUILAR | Checked By: JBELL | Approved By: FSMITH |
|-----------------------------------------|----------------------------|--------------------------|----------------------------|