

Shock-Safe Fuseholder, 5 x 20 mm, Slot/Fingergrip, Snap Stepless, 0.75 - 3.0 mm



Fingergrip



Variant 2

250 VAC · 4 W / 10 A (VDE) 10 A (UL/CSA)

**Description**

- Panel Thickness 0.75 - 3.0 mm, Snap stepless

Standards

- IEC 60127-6
- UL 512
- CSA C22.2 no. 39

Approvals

- VDE License Number: 131952 UG
- UL File Number: E39328

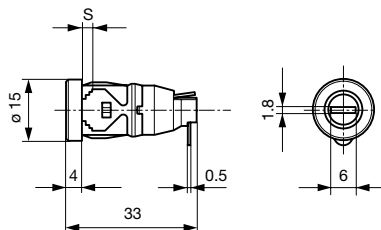
References[General Product Information](#)**Weblinks**
[Approvals](#), [RoHS](#), [CHINA-RoHS](#), [e-Store](#), [Distributor-Stock-Check](#), [Accessories](#), [Product Change Notification \(PCN\)](#)
Technical Data

Shocksafe Category	PC2
Fuse-Link	5 x 20 mm
Mounting	Panel Mount, Front-Side
Mounting	Snap-in
Terminal	Solder or Quick-Connect 2.8 x 0.5 mm
Rated Voltage	250 VAC
Rated Current	10 A (VDE), 10 A (UL/CSA)
Rated Power Acceptance IEC	4 W / 10 A @ Ta 23 °C
Degree of Protection	IP 40
Admissible Ambient Air Temp.	-40 °C to 85 °C
Climatic Category	40/085/21 acc. to IEC 60068-1
Material: Socket	Thermoset, black, UL 94V-0
Material: Cap	Thermoplastic, black, UL 94V-0
Material: Terminals	Tin-Plated Copper Alloy
Unit Weight (Socket/Cap)	6.35 g
Storage Conditions	0 °C to 60 °C, max. 70% r.h.
Product Marking	Type, Voltage, Current, Approvals

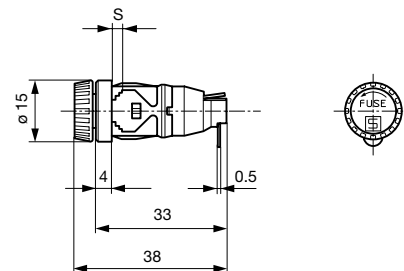
Soldering Methods	Iron
Solderability	350 °C / 2 sec acc. to IEC 60068-2-20, Test Ta, method 2
Resistance to Soldering Heat	350 °C / 10 sec acc. to IEC 60068-2-20, Test Tb, method 2
Contact Resistance	< 5 mΩ at 20 mV
Dielectric Strength	> 3 kV between L-N > 4 kV between L/N-PE (50 Hz; 1 min)
Impulse Withstand Voltage	> 4 kV between L-N > 6 kV between L/N-PE
Insulation Resistance	> 10 MΩ between L-N > 100 MΩ between L/N-PE (500 VDC; 1 min)
Overvoltage Category	I - III acc. to IEC 60664-1
Pollution Degree	1 - 3 acc. to IEC 60664-1
Panel Thickness s	0.75 - 3.0 mm

Abmessungen

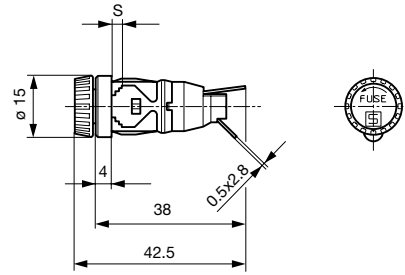
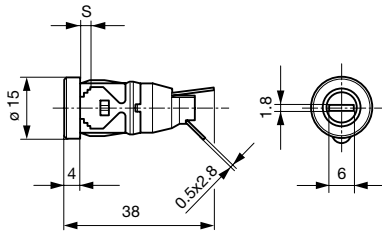
33 mm



Variant 0031.1091 und 0031.1095

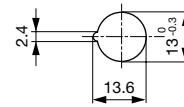
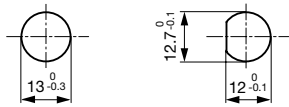


Variant Fingergrip 0031.1901 and 0031.1902



Variant 0031.1161 und 0031.1165

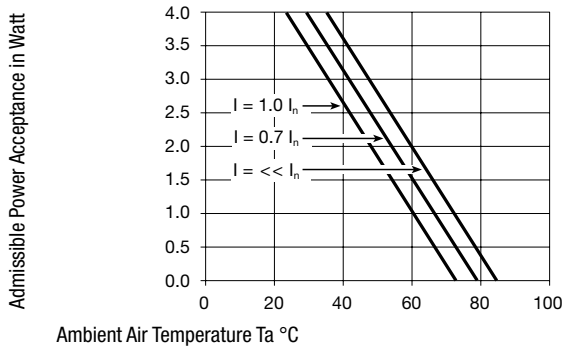
Variant Fingerrip 0031.1913 and 0031.1914



Mounting Holes 0031.1161, 0031.1165, 0031.1913 and 0031.1914

Mounting Holes 0031.1091, 0031.1095, 0031.1901 and 0031.1902

Derating Curves for Fuseholders



Variants

Holder	Cap	Panel Thickness [mm]	Terminals	Degree of Protection	Order Number
●	Slot Knob	0.75 - 1.5mm	Solder	IP 40	0031.1091
●	Slot Knob	1.8 - 3.0mm	Solder	IP 40	0031.1095
●	Fingerrip	0.75 - 1.5mm	Solder	IP 40	0031.1901
●	Fingerrip	1.8 - 3.0mm	Solder	IP 40	0031.1902
●	Slot Knob	0.75 - 1.5mm	Solder	IP 40	0031.1161
●	Slot Knob	1.8 - 3.0mm	Solder	IP 40	0031.1165
●	Fingerrip	0.75 - 1.5mm	Solder	IP 40	0031.1913
●	Fingerrip	1.8 - 3.0mm	Solder	IP 40	0031.1914

Quick-Connect Terminals on Request

Packaging Unit Bulk (100 pcs.)