


MCO-1S-P

Programmable SMD Clock Oscillator
HCMOS / TTL

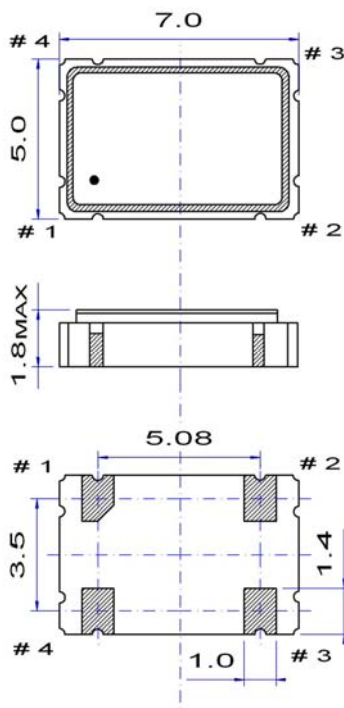
QuartzCom
the communications company



Features

- Programmable wide frequency range 6 ~ 130 MHz
- Output signal HCMOS / TTL compatible
- Phase jitter < 80 ps
- Short lead times for samples: < 1 week max.

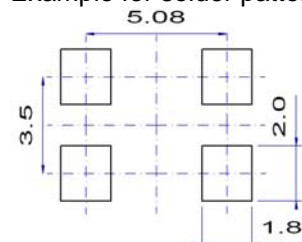
Parameter	Specification	
	MCO-1S3P	MCO-1S5P
Frequency range	6 ~ 100 MHz	6 ~ 130 MHz
Supply voltage	+3.3 V \pm 5 %	+5.0 V \pm 5 %
Supply current	< 33 mA	< 50 mA
Frequency stability (*)	\pm 25 ppm \pm 50 ppm	-20 ~ +70 °C -40 ~ +85 °C
Output signal	CMOS or TTL	
Output level	$V_{OH} \geq 0.9 V_{dc}$	$V_{OL} \leq 0.1 V_{dc}$
Output load	15 pF	
Phase jitter	< 80 ps @ 12 kHz ~ 20 MHz from carrier frequency	
Symmetry	40 ~ 60 %	@ 1/2 Vdc
Rise / Fall time	3 ~ 7 ns	
Tri-state function	pin #1 = high or open pin #1 = low	pin #3 \rightarrow signal pin #3 \rightarrow high impedance
Operating temperature range	-20 ~ +70 °C -40 ~ +85 °C	commercial application industrial application
Storage temperature range	-55 ~ +125 °C	
Packaging	In tape or Stick	
(*) All inclusive: frequency stability vs. temperature, tolerance, aging, supply & load variation, on request		
Not usable for data transmission		



Pin function

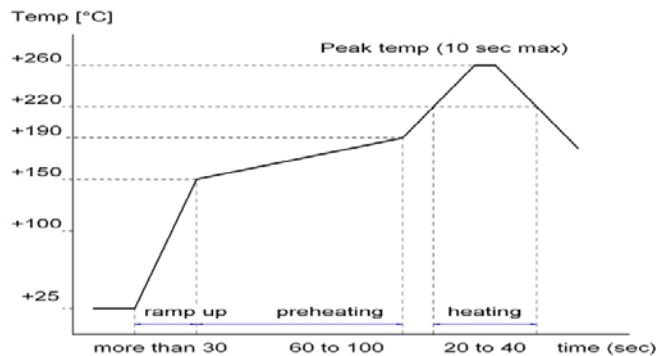
- # 1 Tri-state
- # 2 GND
- # 3 Output
- # 4 Vdc

Example for solder pattern



Do not design any conductive path between the pattern

Example for IR reflow soldering temperature



2002/95/EC RoHS compliant

20 Apr. 10