

**PLEASE CHECK WWW.MOLEX.COM FOR LATEST PART INFORMATION**

**Part Number:** [0780011244](#)  
**Status:** **Active**  
**Description:** 0.60mm (.024") Pitch miniDIMM Socket, Surface Mount, Reverse Right Angle, with Off-White Latches, 1.8V Voltage Key, 244 Circuits, Lead-free

**Documents:**

[3D Model](#) [Product Specification PS-78001-001 \(PDF\)](#)  
[Drawing \(PDF\)](#) [RoHS Certificate of Compliance \(PDF\)](#)

**Agency Certification**

CSA LR19980  
 UL E29179

**General**

Product Family Memory Module Sockets  
 Series [78001](#)  
 Comments <LI>Latches in Off-White Color  
 Component Type Socket  
 JEDEC Outline MO-244  
 Product Name MiniDIMM

**Physical**

Circuits (Loaded) 244  
 Color - Resin Black, Natural (White)  
 Durability (mating cycles max) 25  
 Entry Angle 90° Angle (Side Entry)  
 Flammability 94V-0  
 Keying to Mating Part Yes  
 Material - Metal Brass, Phosphor Bronze  
 Material - Plating Mating Gold  
 Material - Plating Termination Tin  
 Material - Resin High Temperature Thermoplastic  
 PCB Locator Yes  
 PCB Retention Yes  
 Packaging Type Tray  
 Pitch - Mating Interface (in) 0.024 In  
 Pitch - Mating Interface (mm) 0.60 mm  
 Plating min: Mating (µin) 30.4  
 Plating min: Mating (µm) 0.76  
 Plating min: Termination (µin) 152.4  
 Plating min: Termination (µm) 3.81  
 Temperature Range - Operating -10°C to +85°C  
 Termination Interface: Style Surface Mount

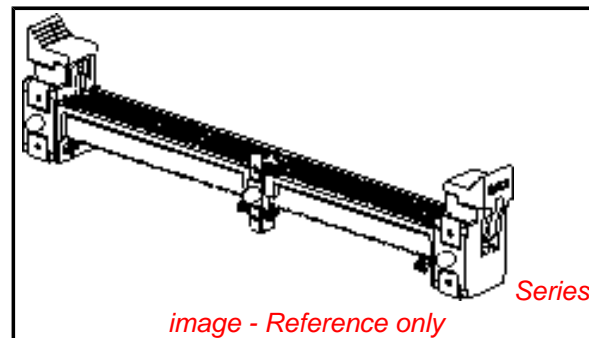
**Electrical**

Current - Maximum per Contact 1A  
 Voltage - Maximum 30V  
 Voltage Key 1.8V

**Solder Process Data**

Duration at Max. Process Temperature (seconds) 5  
 Lead-free Process Capability Reflow Capable (SMT only)  
 Max. Cycles at Max. Process Temperature 2  
 Process Temperature max. C 260

**Material Info**



*image - Reference only*

**EU RoHS**

**ELV and RoHS  
 Compliant**

**REACH SVHC**

Not Reviewed

**Halogen-Free**

**Status**

**Not Reviewed**

**Need more information on product  
 environmental compliance?**

Email [productcompliance@molex.com](mailto:productcompliance@molex.com)  
 For a multiple part number RoHS Certificate of  
 Compliance, [click here](#)

Please visit the [Contact Us](#) section for any  
 non-product compliance questions.

**China RoHS**



**Search Parts in this Series**

[78001Series](#)

**Mates With**

JEDEC MO-244 Modules

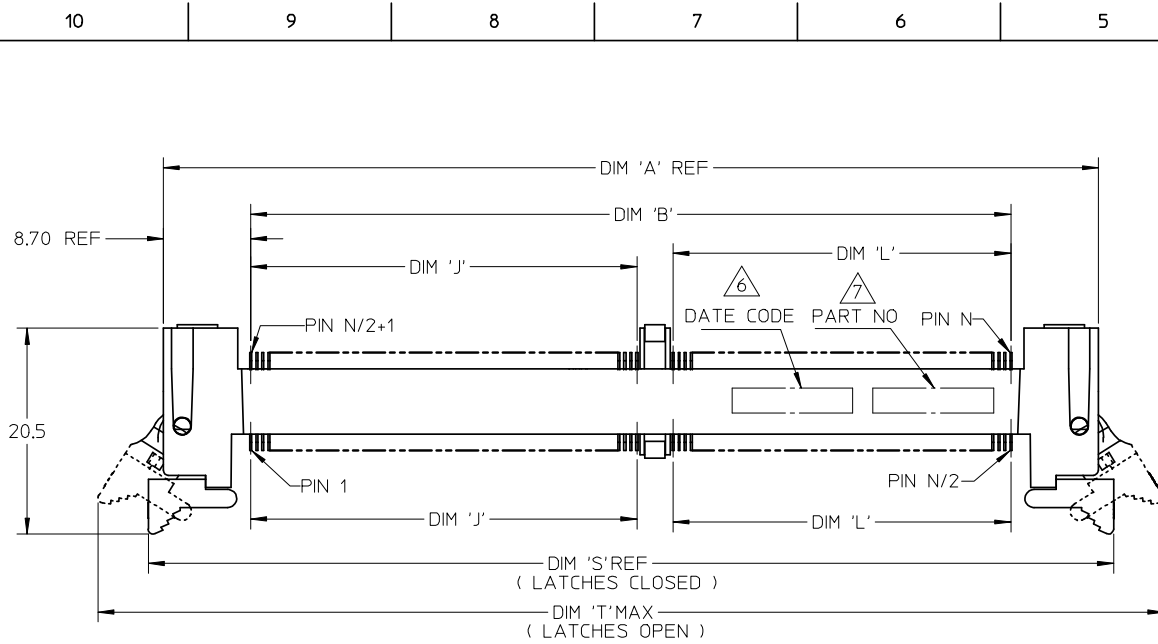
**Reference - Drawing Numbers**

Product Specification  
Sales Drawing

PS-78001-001  
SD-78001-003

This document was generated on 04/07/2010

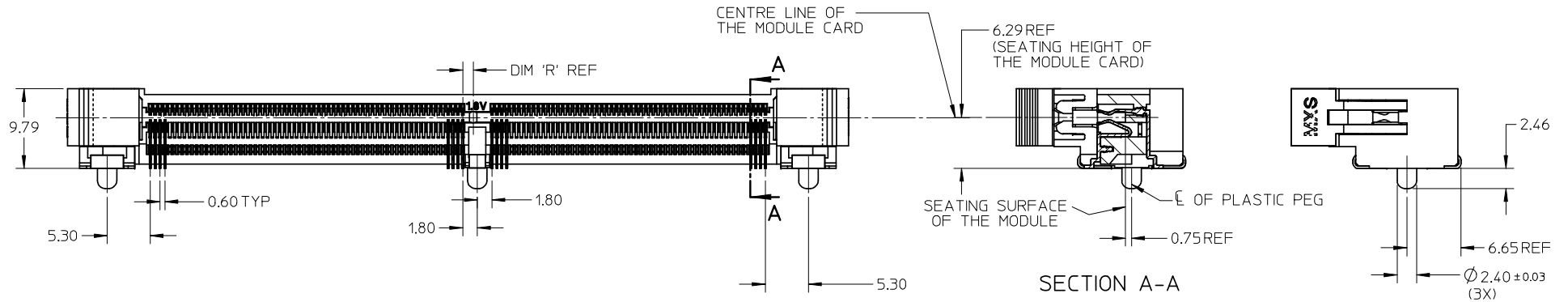
**PLEASE CHECK [WWW.MOLEX.COM](http://WWW.MOLEX.COM) FOR LATEST PART INFORMATION**



NOTES :

- MATERIAL :  
HOUSING : HIGH TEMPERATURE LIQUID CRYSTAL POLYMER, UL94V-0  
COLOUR : BLACK  
CONTACTS : COPPER ALLOY  
LATCHES : HIGH TEMPERATURE NYLON, UL94V-0,  
COLOUR : NATURAL (OFF-WHITE)
- FINISH :  
CONTACT AREA : 0.76 MICROMETER (30 MICROINCH) MIN GOLD OVER  
1.25 MICROMETER (50 MICROINCH) MIN NICKEL  
SOLDER LEADS : 2.54 MICROMETER (100 MICROINCH) MIN TIN OVER  
1.25MICROMETER (50 MICROINCH) MIN NICKEL
- ACCEPTS 1.0 mm THICK MEMORY MODULE PER JEDEC MO-244  
FOR 244 CKTS AND MO-258 FOR 200 CKTS.
- PRODUCT SPECIFICATION : PS-78001-001
- PRODUCT SHALL BE PACKED IN TRAY. PLS REFER TO SHEET 4.

- △6 . DATE CODE SHALL BE MARKED LEGIBLY AS SHOWN :YYDDD
- △7 . PART NUMBER SHALL BE MARKED LEGIBLY AS SHOWN.  
78001-XXXX (REFER TO TABLE)

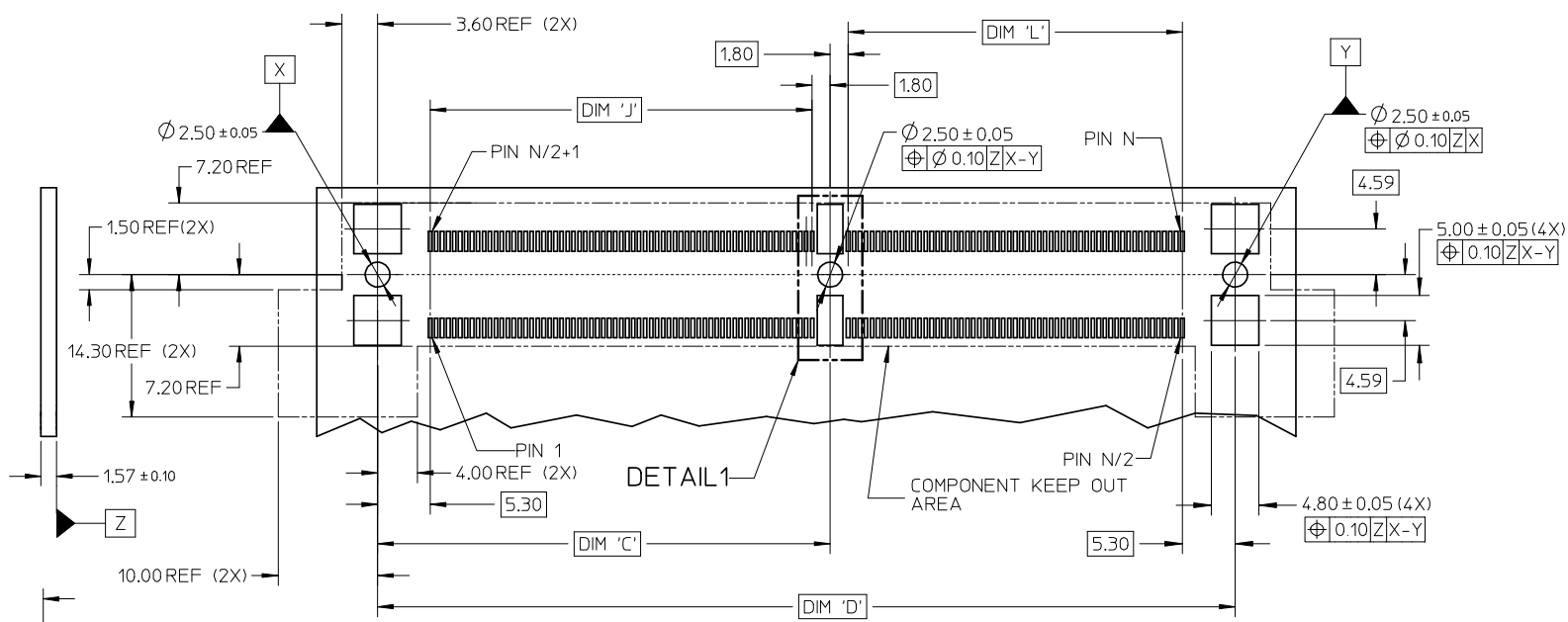


ADD DDR3 OPTION IEC NO: S2008-1057 DRW:CMTEO CHKD:CGTAN APPR:SHLENI	2008/06/20 2008/06/20 2008/06/23	DESCRIPTION REV	QUALITY SYMBOLS	GENERAL TOLERANCES (UNLESS SPECIFIED) mm INCH 4 PLACES ± --- ± --- 3 PLACES ± --- ± --- 2 PLACES ± 0.13 ± --- 1 PLACE ± 0.25 ± --- ANGULAR ± 1 ° DRAFT WHERE APPLICABLE MUST REMAIN WITHIN DIMENSIONS	DIMENSION STYLE	SCALE	DESIGN UNITS	THIRD ANGLE PROJECTION
					MM ONLY	NTS	METRIC	
B1					DRAWN BY DATE SHLENI 2005/03/14 CHECKED BY DATE MLONG 2005/03/31 APPROVED BY DATE GGLEE 2005/03/31 MATERIAL NO. SEE TABLE	TITLE MINI DIMM, 0.60MM PITCH 200/244 CKTS REVERSE R/A MOLEX MOLEX INCORPORATED DOCUMENT NO. SD-78001-003	SHEET NO. 1 OF 4	

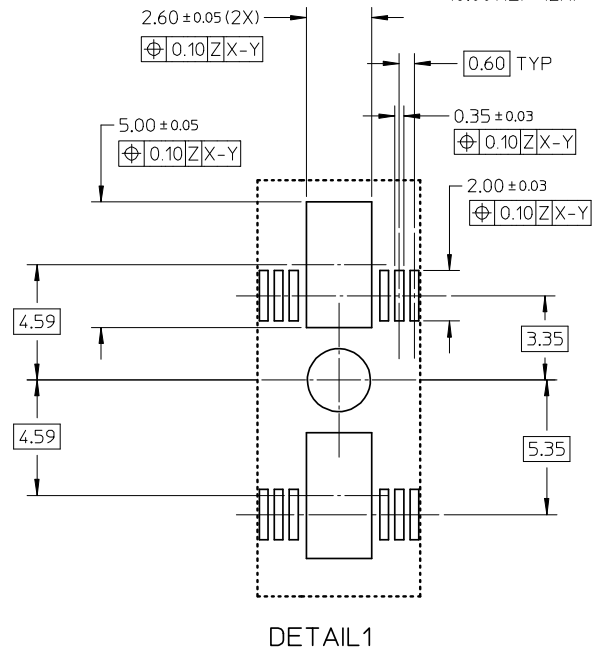


10 9 8 7 6 5 4 3 2 1

F  
E  
D  
C  
B  
A



RECOMMENDED PCB LAYOUT



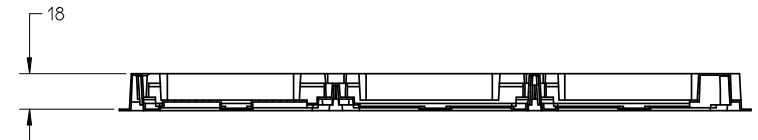
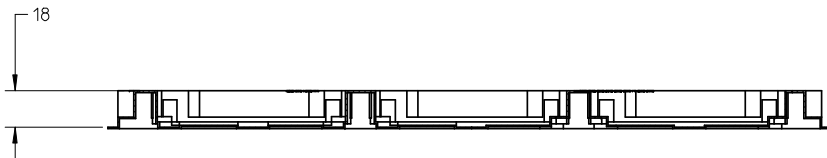
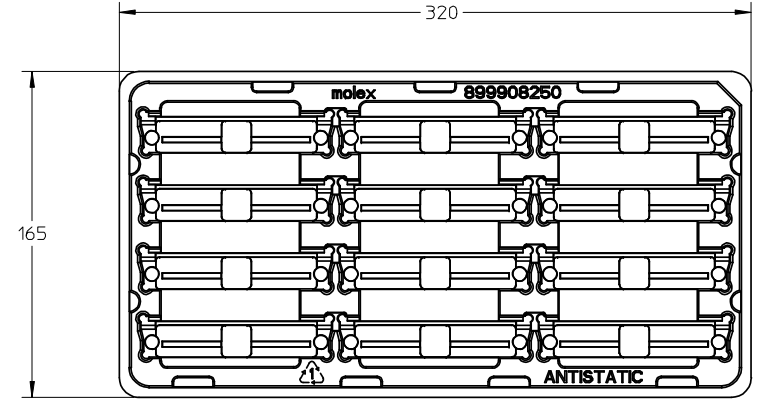
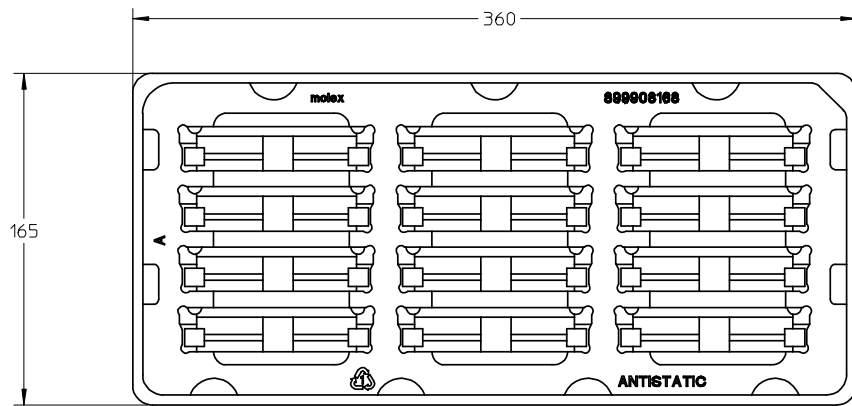
DETAIL 1

ADD DDR3 OPTION EC NO: S2008-1057 DRWN:CMTEO 2008/06/20 CHKD:CGTAN 2008/06/20 APPR:SHLENI 2008/06/23	QUALITY SYMBOLS ▽=0 Ⓢ=0	GENERAL TOLERANCES (UNLESS SPECIFIED) mm INCH 4 PLACES ± --- ± --- 3 PLACES ± --- ± --- 2 PLACES ± 0.13 ± --- 1 PLACE ± 0.25 ± --- ANGULAR ± 1 °	DIMENSION STYLE MM ONLY DRAWN BY SHLENI DATE 2005/03/14 CHECKED BY MLONG DATE 2005/03/31 APPROVED BY GGLEE DATE 2005/03/31 MATERIAL NO.	SCALE NTS DESIGN UNITS METRIC THIRD ANGLE PROJECTION	TITLE MINI DIMM, 0.60MM PITCH 200/244 CKTS REVERSE R/A
	DRAFT WHERE APPLICABLE MUST REMAIN WITHIN DIMENSIONS	SEE TABLE	MOLEX INCORPORATED DOCUMENT NO. SD-78001-003	SHEET NO. 3 OF 4	
	SIZE A3	THIS DRAWING CONTAINS INFORMATION THAT IS PROPRIETARY TO MOLEX INCORPORATED AND SHOULD NOT BE USED WITHOUT WRITTEN PERMISSION			
	REV B1				

9 8 7 6 5 4 3 2 1

10 9 8 7 6 5 4 3 2 1

ASSEMBLY P/N	CKT SIZE 'N'	MODULE CARD	VOLTAGE KEY	DIM 'R'	DIM 'E'	DIM 'J'	DIM 'L'	DIM 'A'	DIM 'S'	DIM 'T'	DIM 'U'	DIM 'V'	DIM 'C'	DIM 'D'	DIM 'B'	PACKAGING TYPE	
78001-1200	200	DDR2	1.8 V	1.30	24.60	23.40	35.40	79.8	82.8	93.0	64.80	68.80	30.50	73.00	62.40	A	
78001-2200		DDR	2.5 V	2.30													
78001-1244	244	DDR2	1.8 V	1.30	39.60	38.40	33.60	93.0	96.0	106.2	78.00	82.00	45.50	86.20	75.60		B
78001-1344		DDR3	1.5 V	2.30													
78001-3244		DDR2	1.8 V	1.30													
78001-3344		DDR3	1.5 V	2.30													



VIEW OF TYPE A PACKAGING TRAY

VIEW OF TYPE B PACKAGING TRAY

NOTES:  
1. QTY OF CAVITY: 3 X 4 = 12 PCS

ADD DDR3 OPTION EC NO: S2008-1057 DRWN:CMTEO CHKD:CGIAN APPR:SHLENI	2008/06/20 2008/06/20 2008/06/20	DESCRIPTION REV	QUALITY SYMBOLS ▽=0 C=0	GENERAL TOLERANCES (UNLESS SPECIFIED)		DIMENSION STYLE MM ONLY		SCALE NTS	DESIGN UNITS METRIC	THIRD ANGLE PROJECTION			
					mm	INCH	DRAWN BY SHLENI	DATE 2005/03/14	TITLE MINI DIMM, 0.60MM PITCH 200/244 CKTS REVERSE R/A				
				4 PLACES	± ---	± ---	CHECKED BY MLONG	DATE 2005/03/31					
				3 PLACES	± ---	± ---	APPROVED BY GGLLEE	DATE 2005/03/31	MATERIAL NO. SEE TABLE		DOCUMENT NO. SD-78001-003		
2 PLACES	± 0.13	± ---	DRAFT WHERE APPLICABLE MUST REMAIN WITHIN DIMENSIONS		SIZE A3		THIS DRAWING CONTAINS INFORMATION THAT IS PROPRIETARY TO MOLEX INCORPORATED AND SHOULD NOT BE USED WITHOUT WRITTEN PERMISSION						
1 PLACE	± 0.25	± ---											

9 8 7 6 5 4 3 2 1