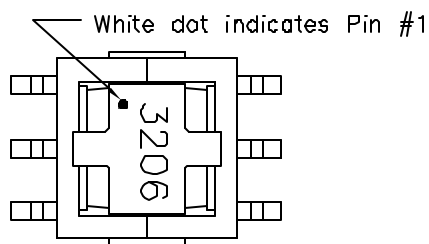
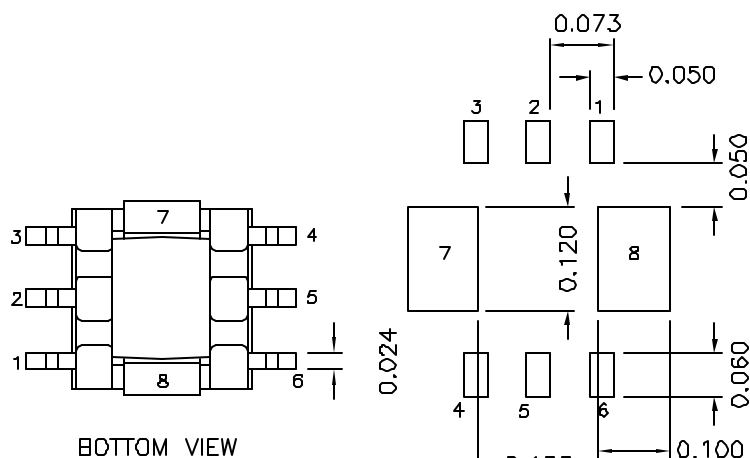
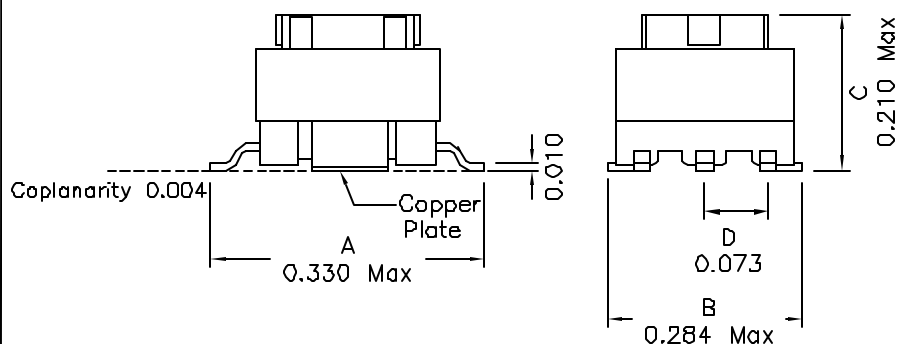


1. Mechanical Dimensions:



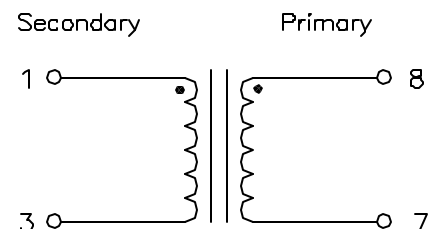
TOP VIEW



SUGGESTED PCB LAYOUT

DOC. REV. A/2

2. Schematic:



3. Electrical Specifications:

OCL: Pins 1-3 320uH Min @10KHz 0.1V

DC Res: Pins 1-3 1.14 Ohms Max.

HIPOT: 500Vrms, Wire to Clip

Turns Ratio: Pins (1-3):(8-7)=40:1

Notes:

1. Solderability: Leads shall meet MIL-STD-202, Method 208D for solderability.
2. Flammability: UL94V-0
3. ASTM oxygen index: > 28%
4. Insulation System: Class F 155°C, UL file E151556
5. Operating Temperature Range: -40°C TO +85°C
6. Storage Temperature Range: -40°C to +130°C
7. Aqueous wash compatible

XFMR5 Inc	Model: Current Sense Xfmr		
	Unless Otherwise Specified	P/N: XF3206-EE5CS	REV. A
TOLERANCES: .xxx ±0.010	DWN.	罗振江	Apr-22-03
Dimensions in INCH	CHK.	廖玉坤	Apr-22-03
SHEET 1 OF 1	APP.	BW	Apr-22-03