



NEW!

Gate Drive Transformer

For use with TI UC30xx
Digital Power Controllers



- Selected by Texas Instruments for their PR796 and PR841 evaluation boards.
- Isolation: 3000 Vrms primaries to secondary;
500 Vrms windings to core

Core material Ferrite

Terminations RoHS compliant tin-silver over tin over copper. Other terminations available at additional cost.

Weight 6.3 g

Ambient temperature -40°C to +85°C

Storage temperature Component: -40°C to +85°C.
Packaging: -40°C to +80°C

Moisture Sensitivity Level (MSL) 1 (unlimited floor life at <30°C / 85% relative humidity)

Failures in Time (FIT) / Mean Time Between Failures (MTBF)
38 per billion hours / 26,315,789 hours, calculated per Telcordia SR-332

Packaging 200/13" reel Plastic tape: 44 mm wide, 0.4 mm thick, 24 mm pocket spacing, 10.56 mm pocket depth

PCB washing Only pure water or alcohol recommended

| Part number ¹ | Turns ratio | Primary inductance ² ±25% (µH) | Leakage inductance ³ max (µH) | DCR max (Ohms) | Volt-time product ⁴ (V-µsec) | SRF typ ⁵ (MHz) | Capacitance max (pF) |
|--------------------------|-------------|---|--|---|---|----------------------------|-------------------------------|
| GA3550-BL_ | 1 : 1 : 1 | 460 | 1.15 (Pri [A]) 1.25 (Pri [B]) | 0.410 (Pri [A]) 0.475 (Pri [B]) 0.440 (sec) | 165 | 5.85 | 34.0 (1 – 10) 10.5 (1 – 5) |

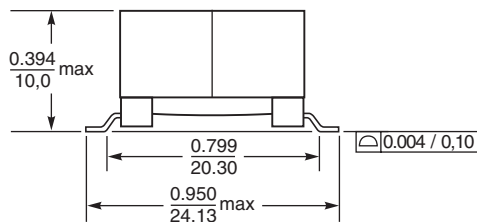
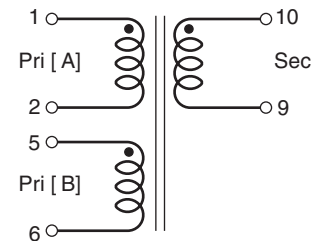
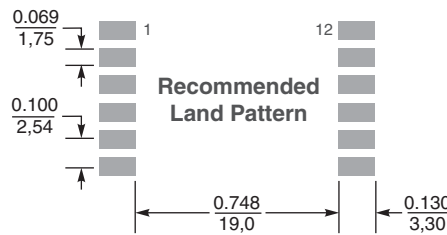
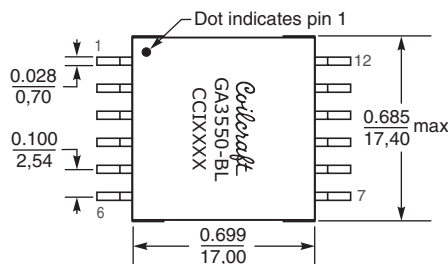
1. When ordering, please specify a **packaging** code:

GA3550-BLD

Packaging: **D** = 13" machine ready reel. EIA-481 embossed plastic tape (200 parts per full reel).

B = Less than full reel. In tape, but not machine ready. To have a leader and trailer added (\$25 charge), use code letter D instead.

- Inductance is for each winding, measured at 200 kHz, 0.4 Vrms, 0 Adc.
 - Leakage inductance is measured at 200 kHz, 0.4 Vrms with secondary pins shorted.
 - Volt-time product is per winding.
 - SRF is per winding, measured on an Agilent/HP 4192 or equivalent.
 - Operating temperature range -40°C to +85°C.
 - Electrical specifications at 25°C.
- Refer to Doc 362 "Soldering Surface Mount Components" before soldering.



Dimensions are in $\frac{\text{inches}}{\text{mm}}$



Specifications subject to change without notice.
Please check our website for latest information.

Document 765 Revised 10/20/09

1102 Silver Lake Road Cary, Illinois 60013 Phone 847/639-6400 Fax 847/639-1469

E-mail info@coilcraft.com Web <http://www.coilcraft.com>