



Data Sheet



Product Category: IF SAW Filter

Part Number
815-IF43.75M-B

Package
15.9 x 5.9 Thru Hole

Application
Digital A/V & Broadcasting

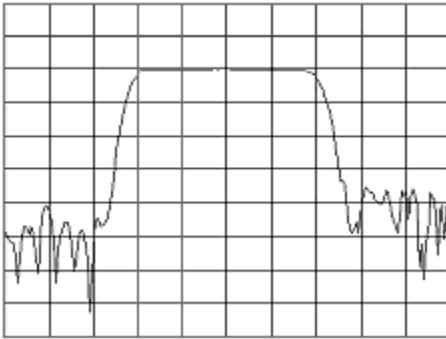
Last Modified
May 22 2003

TYPE :

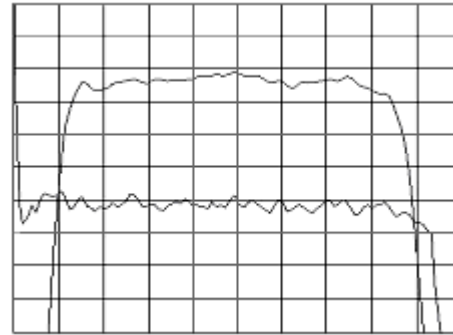
43.75 MHz Bandpass Filter
6.2 MHz Bandwidth

PART NUMBER :

815-IF43.75M-B



Horizontal : 1.5 MHz/Div
Vertical : 10 dB/Div



Horizontal : 0.8 MHz/Div
Vertical : 1 dB/Div
Vertical : 100 ns/Div

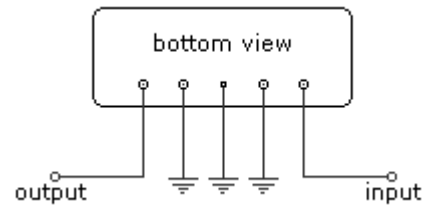
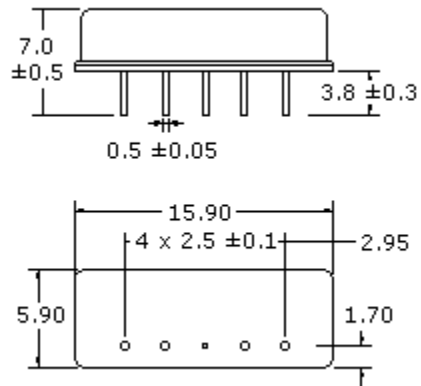
OPERATING CONDITIONS / ELECTRICAL CHARACTERISTICS

PARAMETERS	Minimum	Typical	Maximum	Units
Center Frequency	43.68	43.75	43.82	MHz
Insertion Loss	-	13.0	15.0	dB
3 dB Bandwidth	6.2	6.24	-	MHz
30 dB Bandwidth	-	7.63	7.68	MHz
Lower Sidelobe (35.0 ~ 39.7 MHz)	35	35.7	-	dB
Upper Sidelobe (47.8 ~ 55.0 MHz)	34	35.6	-	dB
Passband Ripple	-	0.6	1.0	dB
Group Delay Variation	-	60	100	nsec
Absolute Delay (at Fo)	-	1.38	-	µsec
Temperature Coefficient	-	-72	-	ppm/K

* Custom SAW IF Filters available. Contact Oscilent for assistance.

PACKAGE OUTLINE (mm)

TEST FIXTURE



Source Impedance = 50 ohms
Load Impedance = 2 Kohms / 3pF

Oscilent Corporation - CALL **949.252.0522**

Part No.: 815-IF43.75M-B

17962 Sky Park Circle, Building D, Irvine, CA 92614, USA
Fax: 949.252.0599, E-Mail: Sales@Oscilent.com