

PLEASE CHECK WWW.MOLEX.COM FOR LATEST PART INFORMATION

Part Number: [0050841095](#)
Status: **Active**
Overview: [mlx](#)
Description: 2.13mm (.084") Diameter MLX™ Power Crimp Housing Plug, 9 Circuits

Documents:

[3D Model](#) [Product Specification PSX-42022-0002 \(PDF\)](#)
[Drawing \(PDF\)](#) [RoHS Certificate of Compliance \(PDF\)](#)
[Product Specification PS-42022-0001 \(PDF\)](#)

Agency Certification

CSA LR19980
 UL E29179

General

Product Family Crimp Housings
 Series [42021](#)
 Comments Glow Wire Equivalent Part Number [366430006](#)
 Overview [mlx](#)
 Product Name MLX™

Physical

Circuits (maximum) 9
 Circuits Detail 9
 Color - Resin Natural
 Flammability 94V-0
 Gender Male
 Glow-Wire Compliant No
 Keying to Mating Part None
 Lock to Mating Part Yes
 Material - Resin Nylon
 Number of Rows 3
 Packaging Type Bag
 Panel Mount No
 Pitch - Mating Interface (in) 0.250 In
 Pitch - Mating Interface (mm) 6.35 mm
 Polarized to Mating Part Yes
 Stackable No
 Temperature Range - Operating -55°C to +105°C

Electrical

Current - Maximum per Contact 11A

Material Info

Old Part Number 4202109C

Reference - Drawing Numbers

Packaging Specification PK-42021-**
 Product Specification PS-42022-0001, PSX-42022-0002
 Sales Drawing SD-42021-**

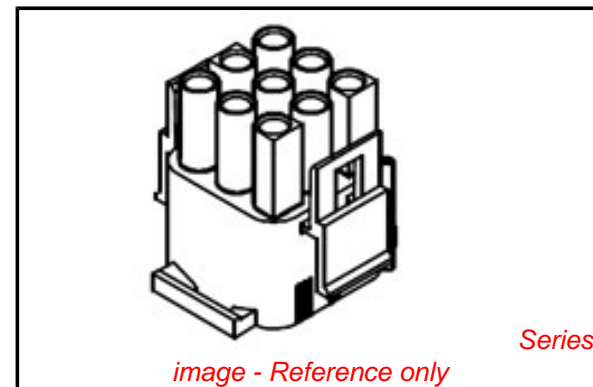


image - Reference only

EU RoHS

ELV and RoHS Compliant
REACH SVHC Contains SVHC: No
Halogen-Free Status

China RoHS



Need more information on product environmental compliance?

Email productcompliance@molex.com
 For a multiple part number RoHS Certificate of Compliance, [click here](#)

Please visit the [Contact Us](#) section for any non-product compliance questions.

Search Parts in this Series

[42021Series](#)

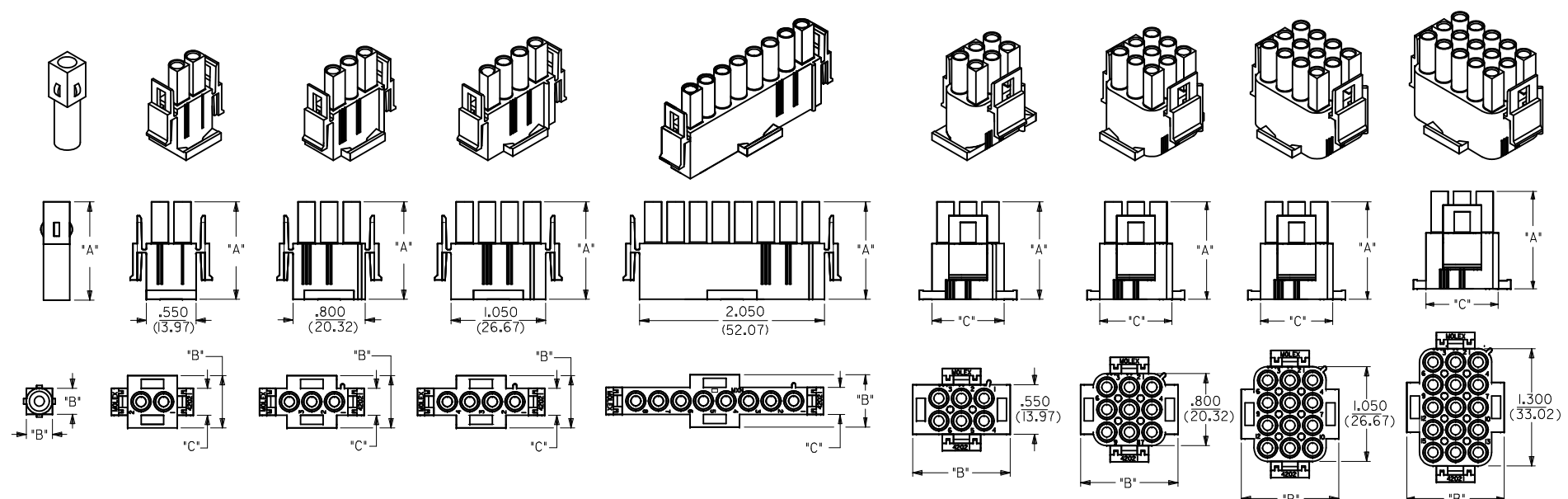
Mates With

[42002 MLX™ Power Connector Header](#),
[42022 MLX™ Pin and Socket Receptacle](#),
[43255 MLX™ Power Connector Header](#)

Use With

MLX Crimp Terminal [42023](#) , [42024](#)

13 12 11 10 9 8 7 6 5 4 3 2 1



ENTER DESCRIPTION EC NO: 12009-0552 2009/12/01 DRWN:HR01 2009/12/02 CHKD:KPRASAD 2009/12/15 APPR:KPRASAD 2009/12/15	QUALITY SYMBOLS ▽=0 ▽=0	GENERAL TOLERANCES (UNLESS SPECIFIED)		DIMENSION STYLE IN/MM	SCALE 1:1	DESIGN UNITS INCH	THIRD ANGLE PROJECTION	
		4 PLACES ± --- ± ---	mm INCH	DRAWN BY RK	DATE 87/11/16	TITLE HOUSING, PLUG .084/(2.13) DIA. SERIES		
		3 PLACES ± --- ± .010		CHECKED BY GWF	DATE 87/11/16	MOLEX INCORPORATED		
		2 PLACES ± 0.25 ± 0.14 1 PLACE ± 0.36 ± --- ANGULAR ± ---°		APPROVED BY GWF	DATE 87/11/16	MATERIAL NO. SEE TABLE	DOCUMENT NO. SD-42021-**	SHEET NO. 1 OF 2
DRAFT WHERE APPLICABLE MUST REMAIN WITHIN DIMENSIONS		THIS DRAWING CONTAINS INFORMATION THAT IS PROPRIETARY TO MOLEX INCORPORATED AND SHOULD NOT BE USED WITHOUT WRITTEN PERMISSION						

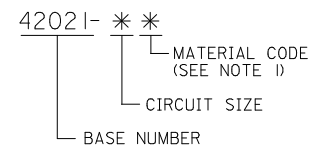
12 11 10 9 8 7 6 5 4 3 2 1

PART NO.	ENG. NO.	CIRCUIT SIZE	MATERIAL (SEE NOTE 1)	DIM. "A"	DIM. "B"	DIM. "C"	STATUS
050-84-1010	42021-1A	1	A				ACTIVE
050-84-1011	42021-1B	1	B	1.080	.290	----	VOID
050-84-1015	42021-1C	1	C	(27.43)	(7.37)		ACTIVE
366430001	36643-001	1	E				ACTIVE
050-84-1020	42021-2A	2	A				ACTIVE
050-84-1021	42021-2B	2	B	1.080	.580	.300	VOID
050-84-1025	42021-2C	2	C	(27.43)	(14.73)	(7.62)	ACTIVE
366430002	36643-002	2	E				ACTIVE
050-84-1030	42021-3A	3	A				ACTIVE
050-84-1031	42021-3B	3	B	1.080	.580	.300	VOID
050-84-1035	42021-3C	3	C	(27.43)	(14.73)	(7.62)	ACTIVE
366430003	36643-003	3	E				ACTIVE
050-84-1040	42021-4A	4	A				ACTIVE
050-84-1041	42021-4B	4	B	1.080	.580	.300	VOID
050-84-1045	42021-4C	4	C	(27.43)	(14.73)	(7.62)	ACTIVE
366430004	36643-004	4	E				ACTIVE
050-84-1060	42021-6A	6	A				ACTIVE
050-84-1061	42021-6B	6	B	1.080	1.080	.800	VOID
050-84-1065	42021-6C	6	C	(27.43)	(27.43)	(20.32)	ACTIVE
366430005	36643-005	6	E				ACTIVE
PRELIMINARY	42021-8A	8	A	1.080	.580	.300	ACTIVE
PRELIMINARY	42021-8B	8	B	(27.43)	(14.73)	(7.62)	ACTIVE
PRELIMINARY	42021-8C	8	C				ACTIVE
050-84-1090	42021-9A	9	A				ACTIVE
050-84-1091	42021-9B	9	B	1.080	1.080	.800	VOID
050-84-1095	42021-9C	9	C	(27.43)	(27.43)	(20.32)	ACTIVE
366430006	36643-006	9	E				ACTIVE
050-84-1120	42021-12A	12	A				ACTIVE
050-84-1121	42021-12B	12	B	1.080	1.080	.800	VOID
050-84-1125	42021-12C	12	C	(27.43)	(27.43)	(20.32)	ACTIVE
366430007	36643-007	12	E				ACTIVE
050-84-1150	42021-15A	15	A				ACTIVE
050-84-1151	42021-15B	15	B	1.080	1.080	.800	VOID
050-84-1155	42021-15C	15	C	(27.43)	(27.43)	(20.32)	ACTIVE
366430008	36643-008	15	E				ACTIVE
366480001	36648-001	1	D		.290(7.37)	----	ACTIVE
366480002	36648-002	2	D	1.080	.580	.300	ACTIVE
366480003	36648-003	3	D	(27.43)	(14.73)	(7.62)	ACTIVE
366480004	36648-004	4	D				ACTIVE
366480005	36648-005	6	D				ACTIVE
366480006	36648-006	9	D	1.080	1.080	.800	ACTIVE
366480007	36648-007	12	D	(27.43)	(27.43)	(20.32)	ACTIVE
366480008	36648-008	15	D				ACTIVE
366410001	36641-001	4	D	1.080	.580(14.73)	.300(7.62)	OBSOLETE
366410002	36641-002	9	D	(27.43)	1.080(27.43)	.800(20.32)	OBSOLETE

NOTES:

- 1) MATERIAL CODES:
 "A"= NYLON TYPE 6/6, 94V-2
 COLOR: NATURAL (WHITE/TRANSLUCENT)
 "B"= NYLON TYPE 6/6, 94V-0
 COLOR: (BRICK RED)
 "C"= NYLON TYPE 6/6, 94V-0
 COLOR: NATURAL (WHITE)
 "D"= NYLON, 94V-2
 COLOR: BLACK (ZYTEL 101F)
 "E"= NYLON 94V-2
 COLOUR:NATURAL
 GLOW WIRE COMPATIBLE WITH CTI OF 325 VOLTS,
 ACCORDING TO IEC 60335-4TH EDITION
- 2) UNLESS OTHERWISE INDICATED, DIMENSIONS ARE FOR REFERENCE ONLY.
- 3) PLUG HOUSINGS MATE WITH :
 - CAP HOUSINGS, .084/(2.13) DIA. SERIES: (42022-***)
 - HEADER ASSEMBLY HOUSINGS, .084/(2.13) DIA. SERIES: (A-42002-*****)
- 4) HOUSINGS DESIGNED TO BE USED WITH TERMINALS :
 - PINS, .084/(2.13) DIA. SERIES: (42023-*****)
 - SOCKETS, .084/(2.13) DIA. SERIES: (42024-*****)
- 5) CONTACTS ARE ON .250/(6.35) GRID CENTERLINE SPACING.
- 6) PRODUCT SPECIFICATION PS-42022-0001 APPLIES.
- 7) LEGEND SCHEME IS NOT APPLICABLE FOR GLOW WIRE COMPATIBLE PART NUMBERS

LEGEND:



10	9	8	7	6	5	4	3	2	1
fb_frame_A2_P_AM_T									
Rev. E 2006/04/15									

ENTER DESCRIPTION EC NO: I2009-055Z 2009/12/01 DRWN: HMR01 CHKD: KRASAD 2009/12/02 APPR: KRASAD 2009/12/15	QUALITY SYMBOLS ▽=0 ▽=0	GENERAL TOLERANCES (UNLESS SPECIFIED)		DIMENSION STYLE IN/MM		SCALE 1:1	DESIGN UNITS INCH	THIRD ANGLE PROJECTION	
		4 PLACES ± --- ± ---	mm INCH	DRAWN BY RK	DATE 87/11/16	TITLE HOUSING, PLUG .084/(2.13) DIA. SERIES			
		3 PLACES ± --- ± .010		CHECKED BY GWF	DATE 87/11/16	MATERIAL NO.			
		2 PLACES ± 0.25 ± 0.14		APPROVED BY GWF	DATE 87/11/16	DOCUMENT NO.			
DRAFT WHERE APPLICABLE MUST REMAIN WITHIN DIMENSIONS		SEE TABLE		MOLEX INCORPORATED				SHEET NO. 2 OF 2	
C4		SIZE A 2		THIS DRAWING CONTAINS INFORMATION THAT IS PROPRIETARY TO MOLEX INCORPORATED AND SHOULD NOT BE USED WITHOUT WRITTEN PERMISSION				SD-42021-***	