

PLEASE CHECK WWW.MOLEX.COM FOR LATEST PART INFORMATION

Part Number: [0022552281](#)
Status: **Active**
Overview: [cgrid_sl_products](#)
Description: 2.54mm (.100") Pitch SL™ Crimp Housing, Dual Row, Version A, Nonpolarized, 28 Circuits

Documents:

3D Model	Product Specification PS-70058 (PDF)
Packaging Specification (PDF)	Product Specification PS-70400 (PDF)
Drawing (PDF)	RoHS Certificate of Compliance (PDF)

Agency Certification

CSA	LR19980
UL	E29179

General

Product Family	Crimp Housings
Series	70450
Comments	Version A
Overview	cgrid_sl_products
Product Name	SL™

Physical

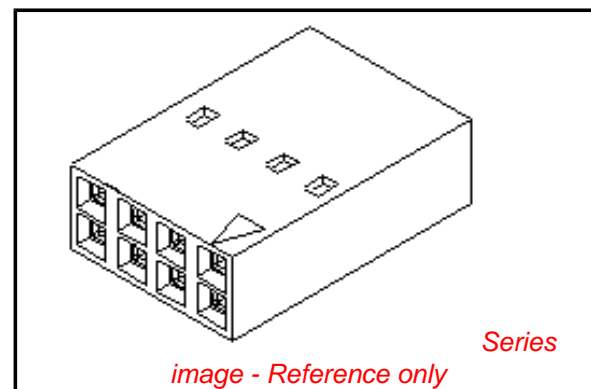
Breakaway	No
Circuits (maximum)	28
Color - Resin	Black
Flammability	94V-0
Gender	Female
Glow-Wire Compliant	No
Material - Resin	Polyester
Number of Rows	2
Packaging Type	Bag
Panel Mount	No
Pitch - Mating Interface (in)	0.100 In
Pitch - Mating Interface (mm)	2.54 mm
Stackable	Yes
Temperature Range - Operating	-40°C to +105°C

Material Info

Old Part Number	70450-0013
-----------------	------------

Reference - Drawing Numbers

Packaging Specification	PK-70450-100
Product Specification	PS-70058, PS-70400
Sales Drawing	SD-70450-0001-0026
Test Summary	TS-70058-001



EU RoHS

ELV and RoHS Compliant
REACH SVHC
 Not Reviewed
Halogen-Free Status
 Not Reviewed

China RoHS



Need more information on product environmental compliance?

Email productcompliance@molex.com
 For a multiple part number RoHS Certificate of Compliance, [click here](#)

Please visit the [Contact Us](#) section for any non-product compliance questions.

Search Parts in this Series

[70450Series](#)

Mates With

[8624](#) , [70203](#) , [70029](#) , [70567](#) , [70568](#) ,
[71308](#) , [71349](#) , [70287](#) , [70227](#) , [70280](#) ,
[70260](#) , [8723](#) , [8724](#) , [70204](#)

Use With

[70058](#) , [71851](#)

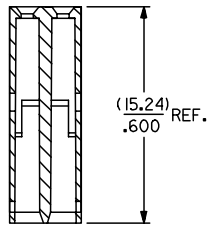
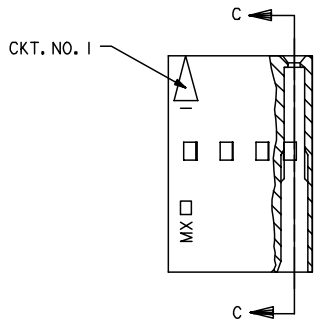
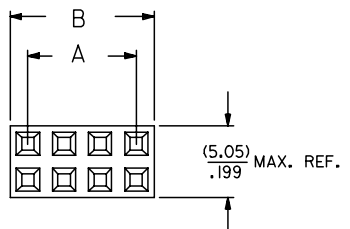
13 12 11 10 9 8 7 6 5 4 3 2 1

J
I
H
G
F
E
D
C
B
A

NOTES:

- 1) MATERIAL: G.F. POLYESTER
- 2) HOUSING TO BE USED WITH TERMINALS
PT. NO. 70058-**** & 70028-****
- 3) SEE CHART FOR CIRCUIT SIZES.
- 4) TO BE USED WITH (0.64)/.025 SQ. OR RD. PINS.
- 5) PARTS STACKABLE END TO END AND SIDE BY
SIDE ON (2.54)/.100 CENTERS.
- 6) REFER TO PRODUCT SPECIFICATION PS-70058.
- 7) PACKAGE PER PK-70450-100.
- 8) PARTS CONFORM TO CLASS C OF COSMETIC
SPECIFICATION PS-45499-002.

-OPTION "A"-



SECTION C-C

CKT. SIZE	EDP. NO.	ENG. NO.	A	B
4	022-55-204I	70450-0001	(2.54) .100	(5.05) .199
6	022-55-206I	70450-0002	(5.08) .200	(7.59) .299
8	022-55-208I	70450-0003	(7.62) .300	(10.13) .399
10	022-55-210I	70450-0004	(10.16) .400	(12.67) .499
12	022-55-212I	70450-0005	(12.70) .500	(15.21) .599
14	022-55-214I	70450-0006	(15.24) .600	(17.75) .699
16	022-55-216I	70450-0007	(17.78) .700	(20.29) .799
18	022-55-218I	70450-0008	(20.32) .800	(22.83) .899
20	022-55-220I	70450-0009	(22.86) .900	(25.37) .999
22	022-55-222I	70450-0010	(25.40) 1.000	(27.91) 1.099
24	022-55-224I	70450-0011	(27.94) 1.100	(30.45) 1.199
26	022-55-226I	70450-0012	(30.48) 1.200	(32.99) 1.299
28	022-55-228I	70450-0013	(33.02) 1.300	(35.53) 1.399
30	022-55-230I	70450-0014	(35.56) 1.400	(38.07) 1.499
32	022-55-232I	70450-0015	(38.10) 1.500	(40.61) 1.599
34	022-55-234I	70450-0016	(40.64) 1.600	(43.15) 1.699
36	022-55-236I	70450-0017	(43.18) 1.700	(45.69) 1.799
38	022-55-238I	70450-0018	(45.72) 1.800	(48.23) 1.899
40	022-55-240I	70450-0019	(48.26) 1.900	(50.77) 1.999
42	022-55-242I	70450-0020	(50.80) 2.000	(53.31) 2.099
44	022-55-244I	70450-0021	(53.34) 2.100	(55.85) 2.199
46	022-55-246I	70450-0022	(55.88) 2.200	(58.39) 2.299
48	022-55-248I	70450-0023	(58.42) 2.300	(60.93) 2.399
50	022-55-250I	70450-0024	(60.96) 2.400	(63.47) 2.499
52	022-55-252I	70450-0025	(63.50) 2.500	(66.01) 2.599
54	022-55-254I	70450-0026	(66.04) 2.600	(68.55) 2.699

ADD COSMETIC SPEC EC NO: UCP2007-2009 2007/02/23 DRW:NDJORGAN CHKD:MSIBARRA 2007/02/23 APPR:SMILLER 2007/02/27	QUALITY SYMBOLS	GENERAL TOLERANCES (UNLESS SPECIFIED)	DIMENSION STYLE	SCALE	DESIGN UNITS	THIRD ANGLE PROJECTION
	$\nabla=0$ $\nabla=0$	mm INCH 4 PLACES ± --- ± --- 3 PLACES ± --- ± .010 2 PLACES ± 0.25 ± .014 1 PLACE ± 0.35 ± --- ANGULAR ±1/2°	MM/IN	4:1	INCH	☉ □ THIRD ANGLE PROJECTION
	DESCRIPTION	DRAFT WHERE APPLICABLE MUST REMAIN WITHIN DIMENSIONS	DRAWN BY	TITLE	HOUSING - CONNECTOR DUAL ROW (2.54)/.100 GRID STACKABLE	
	MATERIAL NO. SEE CHART	DATE 1986/10/22	CHECKED BY DATE 1986/10/22	APPROVED BY DATE 1986/10/22	MOLEX INCORPORATED	

MATERIAL NO. SEE CHART	DATE 1986/10/22	CHECKED BY DATE 1986/10/22	APPROVED BY DATE 1986/10/22	DOCUMENT NO. SD-70450-0001-0026	SHEET NO. 1 OF 1
THIS DRAWING CONTAINS INFORMATION THAT IS PROPRIETARY TO MOLEX INCORPORATED AND SHOULD NOT BE USED WITHOUT WRITTEN PERMISSION					

12 11 10 9 8 7 6 5 4 3 2 1